



INDIANA DEPARTMENT OF ENVIRONMENTAL MANAGEMENT

We Protect Hoosiers and Our Environment.

Mitchell E. Daniels Jr.
Governor

Thomas W. Easterly
Commissioner

100 North Senate Avenue
Indianapolis, Indiana 46204
(317) 232-8603
Toll Free (800) 451-6027
www.idem.IN.gov

TO: Interested Parties / Applicant

DATE: April 30, 2012

RE: Altec Engineering, LLC / 039 - 31470 - 00519

FROM: Matthew Stuckey, Branch Chief
Permits Branch
Office of Air Quality

Notice of Decision: Approval - Effective Immediately

Please be advised that on behalf of the Commissioner of the Department of Environmental Management, I have issued a decision regarding the enclosed matter. Pursuant to IC 13-15-5-3, this permit is effective immediately, unless a petition for stay of effectiveness is filed and granted according to IC 13-15-6-3, and may be revoked or modified in accordance with the provisions of IC 13-15-7-1.

If you wish to challenge this decision, IC 4-21.5-3 and IC 13-15-6-1 require that you file a petition for administrative review. This petition may include a request for stay of effectiveness and must be submitted to the Office of Environmental Adjudication, 100 North Senate Avenue, Government Center North, Suite N 501E, Indianapolis, IN 46204, **within eighteen (18) calendar days of the mailing of this notice**. The filing of a petition for administrative review is complete on the earliest of the following dates that apply to the filing:

- (1) the date the document is delivered to the Office of Environmental Adjudication (OEA);
- (2) the date of the postmark on the envelope containing the document, if the document is mailed to OEA by U.S. mail; or
- (3) The date on which the document is deposited with a private carrier, as shown by receipt issued by the carrier, if the document is sent to the OEA by private carrier.

The petition must include facts demonstrating that you are either the applicant, a person aggrieved or adversely affected by the decision or otherwise entitled to review by law. Please identify the permit, decision, or other order for which you seek review by permit number, name of the applicant, location, date of this notice and all of the following:

- (1) the name and address of the person making the request;
- (2) the interest of the person making the request;
- (3) identification of any persons represented by the person making the request;
- (4) the reasons, with particularity, for the request;
- (5) the issues, with particularity, proposed for considerations at any hearing; and
- (6) identification of the terms and conditions which, in the judgment of the person making the request, would be appropriate in the case in question to satisfy the requirements of the law governing documents of the type issued by the Commissioner.

If you have technical questions regarding the enclosed documents, please contact the Office of Air Quality, Permits Branch at (317) 233-0178. Callers from within Indiana may call toll-free at 1-800-451-6027, ext. 3-0178.

Enclosures
FNPER.dot12/03/07



INDIANA DEPARTMENT OF ENVIRONMENTAL MANAGEMENT

We Protect Hoosiers and Our Environment.

Mitchell E. Daniels Jr.

Governor

Thomas W. Easterly
Commissioner

100 North Senate Avenue
MC 61-53 IGCN 1003
Indianapolis, Indiana 46204-2251
(317) 232-8603
Toll Free (800) 451-6027
www.idem.IN.gov

Mr. Derek DeGraff, Assistant General Manager
Altec Engineering, LLC
28274 CR 20
Elkhart, IN 46517

April 30, 2012

Re: 039-31470-00519
1st Significant Source Modification to:
Part 70 Permit (1st Renewal) No.: T039-21736-00519

Dear Mr. DeGraff,

Altec Engineering, LLC was issued Part 70 operating permit (1st Renewal) No T039-21736-00519 on November 5, 2007, for a motor home and travel trailer painting source. An application to modify the source was received on February 9, 2012. Pursuant to 326 IAC 2-7-10.5, the following emission units are approved for construction or modification at the source:

- (a) One (1) coating area, identified as Spray Area 3, permitted in 2012, equipped with high volume, low pressure (HVLP) or spray guns at least as efficient, and air atomized spray guns for repairs only, utilizing dry filters for overspray control, exhausting to stack S-5. This is a plastic coating facility under 40 CFR 63, Subpart PPPP.

The following construction conditions are applicable to the proposed project:

General Construction Conditions

1. The data and information supplied with the application shall be considered part of this source modification approval. Prior to any proposed change in construction which may affect the potential to emit (PTE) of the proposed project, the change must be approved by the Office of Air Quality (OAQ).
2. This approval to construct does not relieve the permittee of the responsibility to comply with the provisions of the Indiana Environmental Management Law (IC 13-11 through 13-20; 13-22 through 13-25; and 13-30), the Air Pollution Control Law (IC 13 17) and the rules promulgated thereunder, as well as other applicable local, state, and federal requirements.
3. **Effective Date of the Permit**
Pursuant to IC 13-15-5-3, this approval becomes effective upon its issuance.
4. Pursuant to 326 IAC 2 1.1 9 and 326 IAC 2-7-10.5(i), the Commissioner may revoke this approval if construction is not commenced within eighteen (18) months after receipt of this approval or if construction is suspended for a continuous period of one (1) year or more.
5. All requirements and conditions of this construction approval shall remain in effect unless modified in a manner consistent with procedures established pursuant to 326 IAC 2.
6. Pursuant to 326 IAC 2-7-10.5(l) the emission units constructed under this approval shall not be placed into operation prior to revision of the source's Part 70 Operating Permit to incorporate the required operation conditions.

This significant source modification authorizes construction of the new emission units. Operating conditions shall be incorporated into the Part 70 operating permit as a significant permit modification in accordance with 326 IAC 2-7-10.5(l)(2) and 326 IAC 2-7-12. Operation of the new emissions units is not approved until the significant permit modification has been issued.

This decision is subject to the Indiana Administrative Orders and Procedures Act - IC 4-21.5-3-5. If you have any questions on this matter, please contact Madhurima Moulik of my staff at the Indiana Department Environmental Management, Office of Air Quality, 100 North Senate Avenue, MC 61-53 IGCN 1003, Indianapolis, Indiana 46204-2251 or by telephone at (317) 233-0868 or toll free at 1-800-451-6027 extension 3-0868.

Sincerely,



Chrystal Wagner, Section Chief
Permits Branch
Office of Air Quality

Attachments

MDM

cc: File - Elkhart County
Elkhart County Health Department
Air Compliance and Enforcement



INDIANA DEPARTMENT OF ENVIRONMENTAL MANAGEMENT

We Protect Hoosiers and Our Environment.

Mitchell E. Daniels Jr.
Governor

Thomas W. Easterly
Commissioner

100 North Senate Avenue
Indianapolis, Indiana 46204
(317) 232-8603
Toll Free (800) 451-6027
www.idem.IN.gov

Part 70 Significant Source Modification OFFICE OF AIR QUALITY

Altec Engineering, LLC
2944 Gateway Drive
Elkhart, Indiana 46515

(herein known as the Permittee) is hereby authorized to operate subject to the conditions contained herein, the source described in Section A (Source Summary) of this permit.

This permit is issued in accordance with 326 IAC 2 and 40 CFR Part 70 Appendix A and contains the conditions and provisions specified in 326 IAC 2-7 as required by 42 U.S.C. 7401, et. seq. (Clean Air Act as amended by the 1990 Clean Air Act Amendments), 40 CFR Part 70.6, IC 13-15 and IC 13-17.


Significant Source Modification No. 039-31470-00519	
Issued by:  Chrystal Wagner, Section Chief Permits Branch Office of Air Quality	Issuance Date: April 30, 2012

TABLE OF CONTENTS

SECTION A SOURCE SUMMARY

- A.1 General Information [326 IAC 2-7-4(c)] [326 IAC 2-7-5(15)] [326 IAC 2-7-1(22)]
- A.2 Emission Units and Pollution Control Equipment Summary [326 IAC 2-7-4(c)(3)]
[326 IAC 2-7-5(15)]
- A.3 Specifically Regulated Insignificant Activities [326 IAC 2-7-1(21)] [326 IAC 2-7-4(c)]
[326 IAC 2-7-5(15)]
- A.4 Part 70 Permit Applicability [326 IAC 2-7-2]

SECTION B GENERAL CONDITIONS

- B.1 Definitions [326 IAC 2-7-1]
- B.2 Permit Term [326 IAC 2-7-5(2)] [326 IAC 2-1.1-9.5] [326 IAC 2-7-4(a)(1)(D)]
[IC 13-15-3-6(a)]
- B.3 Term of Conditions [326 IAC 2-1.1-9.5]
- B.4 Enforceability [326 IAC 2-7-7]
- B.5 Severability [326 IAC 2-7-5(5)]
- B.6 Property Rights or Exclusive Privilege [326 IAC 2-7-5(6)(D)]
- B.7 Duty to Provide Information [326 IAC 2-7-5(6)(E)]
- B.8 Certification [326 IAC 2-7-4(f)] [326 IAC 2-7-6(1)] [326 IAC 2-7-5(3)(C)]
- B.9 Annual Compliance Certification [326 IAC 2-7-6(5)]
- B.10 Preventive Maintenance Plan [326 IAC 2-7-5(1),(3) and (13)] [326 IAC 2-7-6(1) and (6)]
[326 IAC 1-6-3]
- B.11 Emergency Provisions [326 IAC 2-7-16]
- B.12 Permit Shield [326 IAC 2-7-15] [326 IAC 2-7-20] [326 IAC 2-7-12]
- B.13 Prior Permits Superseded [326 IAC 2-1.1-9.5] [326 IAC 2-7-10.5]
- B.14 Termination of Right to Operate [326 IAC 2-7-10] [326 IAC 2-7-4(a)]
- B.15 Deviations from Permit Requirements and Conditions [326 IAC 2-7-5(3)(C)(ii)]
- B.16 Permit Modification, Reopening, Revocation and Reissuance, or Termination
[326 IAC 2-7-5(6)(C)] [326 IAC 2-7-8(a)] [326 IAC 2-7-9]
- B.17 Permit Renewal [326 IAC 2-7-3] [326 IAC 2-7-4] [326 IAC 2-7-8(e)]
- B.18 Permit Amendment or Modification [326 IAC 2-7-11] [326 IAC 2-7-12] [40 CFR 72]
- B.19 Permit Revision Under Economic Incentives and Other Programs [326 IAC 2-7-5(8)]
[326 IAC 2-7-12(b)(2)]
- B.20 Operational Flexibility [326 IAC 2-7-20] [326 IAC 2-7-10.5]
- B.21 Source Modification Requirement [326 IAC 2-7-10.5] [326 IAC 2-3-2]
- B.22 Inspection and Entry [326 IAC 2-7-6] [IC 13-14-2-2] [IC 13-30-3-1] [IC 13-17-3-2]
- B.23 Transfer of Ownership or Operational Control [326 IAC 2-7-11]
- B.24 Annual Fee Payment [326 IAC 2-7-19] [326 IAC 2-7-5(7)] [326 IAC 2-1.1-7]
- B.25 Credible Evidence [326 IAC 2-7-5(3)] [326 IAC 2-7-6] [62 FR 8314] [326 IAC 1-1-6]

SECTION C SOURCE OPERATION CONDITIONS

Emission Limitations and Standards [326 IAC 2-7-5(1)]

- C.1 Particulate Emission Limitations For Processes with Process Weight Rates Less
Than One Hundred (100) Pounds per Hour [326 IAC 6-3-2]
- C.2 Opacity [326 IAC 5-1]
- C.3 Open Burning [326 IAC 4-1] [IC 13-17-9]
- C.4 Incineration [326 IAC 4-2] [326 IAC 9-1-2]
- C.5 Fugitive Dust Emissions [326 IAC 6-4]
- C.6 Stack Height [326 IAC 1-7]
- C.7 Asbestos Abatement Projects [326 IAC 14-10] [326 IAC 18] [40 CFR 61, Subpart M]

Testing Requirements [326 IAC 2-7-6(1)]

C.8 Performance Testing [326 IAC 3-6]

Compliance Requirements [326 IAC 2-1.1-11]

C.9 Compliance Requirements [326 IAC 2-1.1-11]

Compliance Monitoring Requirements [326 IAC 2-7-5(1)] [326 IAC 2-7-6(1)]

C.10 Compliance Monitoring [326 IAC 2-7-5(3)] [326 IAC 2-7-6(1)]

C.11 Monitoring Methods [326 IAC 3] [40 CFR 60] [40 CFR 63]

Corrective Actions and Response Steps [326 IAC 2-7-5] [326 IAC 2-7-6]

C.12 Emergency Reduction Plans [326 IAC 1-5-2] [326 IAC 1-5-3]

C.13 Risk Management Plan [326 IAC 2-7-5(12)] [40 CFR 68]

C.14 Response to Excursions or Exceedances [326 IAC 2-7-5] [326 IAC 2-7-6]

C.15 Actions Related to Noncompliance Demonstrated by a Stack Test [326 IAC 2-7-5]
[326 IAC 2-7-6]

Record Keeping and Reporting Requirements [326 IAC 2-7-5(3)] [326 IAC 2-7-19]

C.16 Emission Statement [326 IAC 2-7-5(3)(C)(iii)] [326 IAC 2-7-5(7)] [326 IAC 2-7-19(c)]
[326 IAC 2-6]

C.17 General Record Keeping Requirements [326 IAC 2-7-5(3)] [326 IAC 2-7-6] [326 IAC 2-3]

C.18 General Reporting Requirements [326 IAC 2-7-5(3)(C)] [326 IAC 2-1.1-11] [326 IAC 2-3]

Stratospheric Ozone Protection

C.19 Compliance with 40 CFR 82 and 326 IAC 22-1

D.1 FACILITY OPERATION CONDITIONS: Fiberglass Operations

Emission Limitations and Standards [326 IAC 2-7-5(1)]

D.1.1 Volatile Organic Compounds (VOC) [326 IAC 8-1-6]

D.1.2 Volatile Organic Compounds (VOC) [326 IAC 2-2]

D.1.3 Particulate [326 IAC 6-3-2]

D.1.4 Preventive Maintenance Plan [326 IAC 2-7-5(13)]

D.1.5 Operator Training for Reinforced Plastic Composites Fabrication [326 IAC 20-56-2]

Compliance Determination Requirements

D.1.6 Volatile Organic Compounds (VOC) [326 IAC 8-1-4] [326 IAC 8-1-2(a)]

D.1.7 Volatile Organic Compounds (VOC) [326 IAC 8-1-6]

Compliance Monitoring Requirements [326 IAC 2-7-6(1)] [326 IAC 2-7-5(1)]

D.1.8 Monitoring

Record Keeping and Reporting Requirements [326 IAC 2-7-5(3)] [326 IAC 2-7-19]

D.1.9 Record Keeping Requirements

D.1.10 Reporting Requirements

D.2 FACILITY OPERATION CONDITIONS: Surface Coating

Emission Limitations and Standards [326 IAC 2-7-5(1)]

D.2.1 Volatile Organic Compounds (VOC) [326 IAC 8-1-6]

D.2.2 Volatile Organic Compounds (VOC)

D.2.3 Particulate [326 IAC 6-3-2(d)]

D.2.4 Preventive Maintenance Plan [326 IAC 2-7-5(13)]

Compliance Determination Requirements

D.2.5 Volatile Organic Compounds (VOC) [326 IAC 8-1-4] [326 IAC 8-1-2(a)]

D.2.6 Volatile Organic Compounds (VOC) [326 IAC 8-1-6]

Compliance Monitoring Requirements [326 IAC 2-7-6(1)] [326 IAC 2-7-5(1)]

D.2.7 Monitoring

Record Keeping and Reporting Requirements [326 IAC 2-7-5(3)] [326 IAC 2-7-19]

D.2.8 Record Keeping Requirements

D.2.9 Reporting Requirements

D.3 FACILITY OPERATION CONDITIONS: Grinding and Wood Working

Emission Limitations and Standards [326 IAC 2-7-5(1)]

D.3.1 Particulate [326 IAC 6-3-2]

Compliance Determination Requirements

D.3.2 Particulate Control [326 IAC 2-7-6(6)]

E.1 FACILITY OPERATION CONDITIONS

E.1.1 General Provisions Relating to NESHAP Subpart WWWW [326 IAC 20-1] [40 CFR Part 63, Subpart A]

E.1.2 NESHAP Subpart WWWW [40 CFR Part 63, Subpart WWWW] [326 IAC 20-56]

E.2 FACILITY OPERATION CONDITIONS

E.2.1 General Provisions Relating to NESHAP Subpart PPPP [326 IAC 20-1] [40 CFR Part 63, Subpart A]

E.2.2 NESHAP Subpart PPPP [40 CFR Part 63, Subpart PPPP] [326 IAC 20-81]

Certification

Emergency Occurrence Report

Part 70 Quarterly Reports

Quarterly Deviation and Compliance Monitoring Report

Attachment A – National Emission Standards for Hazardous Air Pollutants (NESHAP), 40 CFR 63, Subpart WWWW

Attachment B – National Emission Standards for Hazardous Air Pollutants (NESHAP), 40 CFR 63, Subpart PPPP

SECTION A

SOURCE SUMMARY

This permit is based on information requested by the Indiana Department of Environmental Management (IDEM), Office of Air Quality (OAQ). The information describing the source contained in Conditions A.1 through A.3 is descriptive information and does not constitute enforceable conditions. However, the Permittee should be aware that a physical change or a change in the method of operation that may render this descriptive information obsolete or inaccurate may trigger requirements for the Permittee to obtain additional permits or seek modification of this permit pursuant to 326 IAC 2, or change other applicable requirements presented in the permit application.

A.1 General Information [326 IAC 2-7-4(c)] [326 IAC 2-7-5(15)] [326 IAC 2-7-1(22)]

The Permittee owns and operates a motor home and travel trailer painting source.

Source Address:	2944 Gateway Drive, Elkhart, Indiana 46515
General Source Phone Number:	574-293-1965
SIC Code:	7389
County Location:	Elkhart
Source Location Status:	Attainment for all other criteria pollutants
Source Status:	Part 70 Operating Permit Program Minor Source, under PSD Rules Major Source, Section 112 of the Clean Air Act Not 1 of 28 Source Categories

A.2 Emission Units and Pollution Control Equipment Summary [326 IAC 2-7-4(c)(3)] [326 IAC 2-7-5(15)]

This stationary source consists of the following emission units and pollution control devices:

- (a) One (1) fiberglass operation consisting of:
 - (1) One (1) gel booth, identified as Gel-1, constructed September 22, 1999, capacity: 173 pounds of gelcoat per hour, utilizing dry filters as particulate control, exhausting to stack Gel-1. This is an open molding process under 40 CFR 63, Subpart WWWW.
 - (2) One (1) chop booth, identified as C-1, constructed September 22, 1999, capacity: 500 pounds of resin per hour, utilizing dry filters as particulate control, exhausting to stack C-1. This is an open molding process under 40 CFR 63, Subpart WWWW.
 - (3) One (1) gel coating process, identified as Final Finish, constructed September 22, 1999, utilizing air-atomization and manual application, utilizing dry filters for particulate control, exhausting inside. This is an open molding process under 40 CFR 63, Subpart WWWW.
 - (4) One (1) fiberglass process, identified as Mold Repair, constructed September 22, 1999, utilizing air-atomization application. This is an open molding process under 40 CFR 63, Subpart WWWW.
- (b) One (1) grinding booth, identified as Grinding, constructed September 22, 1999, capacity: 900 pounds of fiberglass parts per hour, utilizing dry filters as particulate control, exhausting to stack G-1.
- (c) One (1) surface coating facility, identified as ACC, constructed in 2003, capacity: 0.40 motor homes per hour or an equivalent number of towed units, consisting of:

- (1) One (1) prep area, identified as Prep 1, for hand wiping parts with a solvent, exhausting inside. This is a plastic coating facility under 40 CFR 63, Subpart PPPP.
- (2) One (1) coating area, identified as Spray Area 1, equipped with high volume, low pressure (HVLP) or spray guns at least as efficient, and air atomized spray guns for repairs only, utilizing dry filters for overspray control, exhausting to stacks S-1, S-2, S-3 and S-4. This is a plastic coating facility under 40 CFR 63, Subpart PPPP.
- (3) One (1) coating area, identified as Spray Area 2, equipped with high volume, low pressure (HVLP) spray guns or spray guns at least as efficient, and air atomized spray guns for repairs only, utilizing dry filters for overspray control, exhausting to stacks S-3 and S-4. This is a plastic coating facility under 40 CFR 63, Subpart PPPP.
- (4) One (1) repair area, identified as Repair 1, equipped with air atomized spray guns, exhausting inside, using less than five (5) gallons of coatings per day. This is a plastic coating facility under 40 CFR 63, Subpart PPPP.
- (d) One (1) coating area, identified as Spray Area 3, permitted in 2012, equipped with high volume, low pressure (HVLP) or spray guns at least as efficient, and air atomized spray guns for repairs only, utilizing dry filters for overspray control, exhausting to stack S-5. This is a plastic coating facility under 40 CFR 63, Subpart PPPP.

A.3 Specifically Regulated Insignificant Activities [326 IAC 2-7-1(21)] [326 IAC 2-7-4(c)] [326 IAC 2-7-5(15)]

This stationary source also includes the following insignificant activities which are specifically regulated, as defined in 326 IAC 2-7-1(21):

- (a) Paved and unpaved roads and parking lots with public access. [326 IAC 6-4]
- (b) One (1) wood working facility, identified as Wood, capacity: 6.25 pounds per hour of wood, utilizing dry filters for particulate control. [326 IAC 6-3-2(e)(2)]

A.4 Part 70 Permit Applicability [326 IAC 2-7-2]

This stationary source is required to have a Part 70 Permit by 326 IAC 2-7-2 (Applicability) because:

- (a) It is a major source, as defined in 326 IAC 2-7-1(22);
- (b) It is a source in a source category designated by the United States Environmental Protection Agency (U.S. EPA) under 40 CFR 70.3 (Part 70 - Applicability).

SECTION B GENERAL CONDITIONS

B.1 Definitions [326 IAC 2-7-1]

Terms in this permit shall have the definition assigned to such terms in the referenced regulation. In the absence of definitions in the referenced regulation, the applicable definitions found in the statutes or regulations (IC 13-11, 326 IAC 1-2 and 326 IAC 2-7) shall prevail.

B.2 Permit Term [326 IAC 2-7-5(2)] [326 IAC 2-1.1-9.5] [326 IAC 2-7-4(a)(1)(D)] [IC 13-15-3-6(a)]

- (a) This permit, T 039-21736-00519, is issued for a fixed term of five (5) years from the issuance date of this permit, as determined in accordance with IC 4-21.5-3-5(f) and IC 13-15-5-3. Subsequent revisions, modifications, or amendments of this permit do not affect the expiration date of this permit.
- (b) If IDEM, OAQ, upon receiving a timely and complete renewal permit application, fails to issue or deny the permit renewal prior to the expiration date of this permit, this existing permit shall not expire and all terms and conditions shall continue in effect, including any permit shield provided in 326 IAC 2-7-15, until the renewal permit has been issued or denied.

B.3 Term of Conditions [326 IAC 2-1.1-9.5]

Notwithstanding the permit term of a permit to construct, a permit to operate, or a permit modification, any condition established in a permit issued pursuant to a permitting program approved in the state implementation plan shall remain in effect until:

- (a) the condition is modified in a subsequent permit action pursuant to Title I of the Clean Air Act; or
- (b) the emission unit to which the condition pertains permanently ceases operation.

B.4 Enforceability [326 IAC 2-7-7]

Unless otherwise stated, all terms and conditions in this permit, including any provisions designed to limit the source's potential to emit, are enforceable by IDEM, the United States Environmental Protection Agency (U.S. EPA) and by citizens in accordance with the Clean Air Act.

B.5 Severability [326 IAC 2-7-5(5)]

The provisions of this permit are severable; a determination that any portion of this permit is invalid shall not affect the validity of the remainder of the permit.

B.6 Property Rights or Exclusive Privilege [326 IAC 2-7-5(6)(D)]

This permit does not convey any property rights of any sort or any exclusive privilege.

B.7 Duty to Provide Information [326 IAC 2-7-5(6)(E)]

- (a) The Permittee shall furnish to IDEM, OAQ, within a reasonable time, any information that IDEM, OAQ may request in writing to determine whether cause exists for modifying, revoking and reissuing, or terminating this permit, or to determine compliance with this permit. The submittal by the Permittee does require the certification by the "responsible official" as defined by 326 IAC 2-7-1(34). Upon request, the Permittee shall also furnish to IDEM, OAQ copies of records required to be kept by this permit.
- (b) For information furnished by the Permittee to IDEM, OAQ, the Permittee may include a claim of confidentiality in accordance with 326 IAC 17.1. When furnishing copies of requested records directly to U.S. EPA, the Permittee may assert a claim of confidentiality in accordance with 40 CFR 2, Subpart B.

B.8 Certification [326 IAC 2-7-4(f)] [326 IAC 2-7-6(1)] [326 IAC 2-7-5(3)(C)]

- (a) Where specifically designated by this permit or required by an applicable requirement, any application form, report, or compliance certification submitted shall contain certification by the "responsible official" of truth, accuracy, and completeness. This certification shall state that, based on information and belief formed after reasonable inquiry, the statements and information in the document are true, accurate, and complete.
- (b) One (1) certification shall be included, using the attached Certification Form, with each submittal requiring certification. One (1) certification may cover multiple forms in one (1) submittal.
- (c) The "responsible official" is defined at 326 IAC 2-7-1(34).

B.9 Annual Compliance Certification [326 IAC 2-7-6(5)]

- (a) The Permittee shall annually submit a compliance certification report which addresses the status of the source's compliance with the terms and conditions contained in this permit, including emission limitations, standards, or work practices. All certifications shall cover the time period from January 1 to December 31 of the previous year, and shall be submitted no later than April 15 of each year to:

Indiana Department of Environmental Management
Compliance and Enforcement Branch, Office of Air Quality
100 North Senate Avenue
MC 61-53 IGCN 1003
Indianapolis, Indiana 46204-2251

and

United States Environmental Protection Agency, Region V
Air and Radiation Division, Air Enforcement Branch - Indiana (AE-17J)
77 West Jackson Boulevard
Chicago, Illinois 60604-3590

- (b) The annual compliance certification report required by this permit shall be considered timely if the date postmarked on the envelope or certified mail receipt, or affixed by the shipper on the private shipping receipt, is on or before the date it is due. If the document is submitted by any other means, it shall be considered timely if received by IDEM, OAQ on or before the date it is due.
- (c) The annual compliance certification report shall include the following:
 - (1) The appropriate identification of each term or condition of this permit that is the basis of the certification;
 - (2) The compliance status;
 - (3) Whether compliance was continuous or intermittent;
 - (4) The methods used for determining the compliance status of the source, currently and over the reporting period consistent with 326 IAC 2-7-5(3); and
 - (5) Such other facts, as specified in Sections D of this permit, as IDEM, OAQ may require to determine the compliance status of the source.

The submittal by the Permittee does require the certification by the "responsible official" as defined by 326 IAC 2-7-1(34).

B.10 Preventive Maintenance Plan [326 IAC 2-7-5(1),(3) and (13)] [326 IAC 2-7-6(1) and (6)] [326 IAC 1-6-3]

- (a) If required by specific condition(s) in Section D of this permit, the Permittee shall maintain and implement Preventive Maintenance Plans (PMPs) including the following information on each facility:
 - (1) Identification of the individual(s) responsible for inspecting, maintaining, and repairing emission control devices;
 - (2) A description of the items or conditions that will be inspected and the inspection schedule for said items or conditions; and
 - (3) Identification and quantification of the replacement parts that will be maintained in inventory for quick replacement.
- (b) A copy of the PMPs shall be submitted to IDEM, OAQ upon request and within a reasonable time, and shall be subject to review and approval by IDEM, OAQ. IDEM, OAQ may require the Permittee to revise its PMPs whenever lack of proper maintenance causes or is the primary contributor to an exceedance of any limitation on emissions or potential to emit. The PMPs do not require the certification by the "responsible official" as defined by 326 IAC 2-7-1 (34).
- (c) To the extent the Permittee is required by 40 CFR Part 60/63 to have an Operation Maintenance, and Monitoring (OMM) Plan for a unit, such Plan is deemed to satisfy the PMP requirements of 326 IAC 1-6-3 for that unit.

B.11 Emergency Provisions [326 IAC 2-7-16]

- (a) An emergency, as defined in 326 IAC 2-7-1(12), is not an affirmative defense for an action brought for noncompliance with a federal or state health-based emission limitation.
- (b) An emergency, as defined in 326 IAC 2-7-1(12), constitutes an affirmative defense to an action brought for noncompliance with a technology-based emission limitation if the affirmative defense of an emergency is demonstrated through properly signed, contemporaneous operating logs or other relevant evidence that describe the following:
 - (1) An emergency occurred and the Permittee can, to the extent possible, identify the causes of the emergency;
 - (2) The permitted facility was at the time being properly operated;
 - (3) During the period of an emergency, the Permittee took all reasonable steps to minimize levels of emissions that exceeded the emission standards or other requirements in this permit;
 - (4) For each emergency lasting one (1) hour or more, the Permittee notified IDEM, OAQ and Northern Regional Office within four (4) daytime business hours after the beginning of the emergency, or after the emergency was discovered or reasonably should have been discovered;

Telephone Number: 1-800-451-6027 (ask for Office of Air Quality,
Compliance Section), or
Telephone Number: 317-233-0178 (ask for Compliance Section)

Facsimile Number: 317-233-6865
Northern Regional Office phone: (574) 245-4870
Facsimile Number: (574) 245-4877

- (5) For each emergency lasting one (1) hour or more, the Permittee submitted the attached Emergency Occurrence Report Form or its equivalent, either by mail or facsimile to:

Indiana Department of Environmental Management
Compliance and Enforcement Branch, Office of Air Quality
100 North Senate Avenue
MC 61-53 IGCN 1003
Indianapolis, Indiana 46204-2251

And

Northern Regional Office
220 W. Colfax Avenue, Suite 200
South Bend, Indiana 46601-1634

within two (2) working days of the time when emission limitations were exceeded due to the emergency.

The notice fulfills the requirement of 326 IAC 2-7-5(3)(C)(ii) and must contain the following:

- (A) A description of the emergency;
- (B) Any steps taken to mitigate the emissions; and
- (C) Corrective actions taken.

The notification which shall be submitted by the Permittee does not require the certification by the "responsible official" as defined by 326 IAC 2-7-1(34).

- (6) The Permittee immediately took all reasonable steps to correct the emergency.
- (c) In any enforcement proceeding, the Permittee seeking to establish the occurrence of an emergency has the burden of proof.
 - (d) This emergency provision supersedes 326 IAC 1-6 (Malfunctions). This permit condition is in addition to any emergency or upset provision contained in any applicable requirement.
 - (e) The Permittee seeking to establish the occurrence of an emergency shall make records available upon request to ensure that failure to implement a PMP did not cause or contribute to an exceedance of any limitations on emissions. However, IDEM, OAQ may require that the Preventive Maintenance Plans required under 326 IAC 2-7-4(c)(9) be revised in response to an emergency.
 - (f) Failure to notify IDEM, OAQ by telephone or facsimile of an emergency lasting more than one (1) hour in accordance with (b)(4) and (5) of this condition shall constitute a violation of 326 IAC 2-7 and any other applicable rules.
 - (g) If the emergency situation causes a deviation from a technology-based limit, the Permittee may continue to operate the affected emitting facilities during the emergency

provided the Permittee immediately takes all reasonable steps to correct the emergency and minimize emissions.

- (h) The Permittee shall include all emergencies in the Quarterly Deviation and Compliance Monitoring Report.

B.12 Permit Shield [326 IAC 2-7-15] [326 IAC 2-7-20] [326 IAC 2-7-12]

- (a) Pursuant to 326 IAC 2-7-15, the Permittee has been granted a permit shield. The permit shield provides that compliance with the conditions of this permit shall be deemed compliance with any applicable requirements as of the date of permit issuance, provided that either the applicable requirements are included and specifically identified in this permit or the permit contains an explicit determination or concise summary of a determination that other specifically identified requirements are not applicable. The Indiana statutes from IC 13 and rules from 326 IAC, referenced in conditions in this permit, are those applicable at the time the permit was issued. The issuance or possession of this permit shall not alone constitute a defense against an alleged violation of any law, regulation or standard, except for the requirement to obtain a Part 70 permit under 326 IAC 2-7 or for applicable requirements for which a permit shield has been granted.

This permit shield does not extend to applicable requirements which are promulgated after the date of issuance of this permit unless this permit has been modified to reflect such new requirements.

- (b) If, after issuance of this permit, it is determined that the permit is in nonconformance with an applicable requirement that applied to the source on the date of permit issuance, IDEM, OAQ shall immediately take steps to reopen and revise this permit and issue a compliance order to the Permittee to ensure expeditious compliance with the applicable requirement until the permit is reissued. The permit shield shall continue in effect so long as the Permittee is in compliance with the compliance order.
- (c) No permit shield shall apply to any permit term or condition that is determined after issuance of this permit to have been based on erroneous information supplied in the permit application. Erroneous information means information that the Permittee knew to be false, or in the exercise of reasonable care should have been known to be false, at the time the information was submitted.
- (d) Nothing in 326 IAC 2-7-15 or in this permit shall alter or affect the following:
- (1) The provisions of Section 303 of the Clean Air Act (emergency orders), including the authority of the U.S. EPA under Section 303 of the Clean Air Act;
 - (2) The liability of the Permittee for any violation of applicable requirements prior to or at the time of this permit's issuance;
 - (3) The applicable requirements of the acid rain program, consistent with Section 408(a) of the Clean Air Act; and
 - (4) The ability of U.S. EPA to obtain information from the Permittee under Section 114 of the Clean Air Act.
- (e) This permit shield is not applicable to any change made under 326 IAC 2-7-20(b)(2) (Sections 502(b)(10) of the Clean Air Act changes) and 326 IAC 2-7-20(c)(2) (trading based on State Implementation Plan (SIP) provisions).

- (f) This permit shield is not applicable to modifications eligible for group processing until after IDEM, OAQ has issued the modifications. [326 IAC 2-7-12(c)(7)]
- (g) This permit shield is not applicable to minor Part 70 permit modifications until after IDEM, OAQ has issued the modification. [326 IAC 2-7-12(b)(8)]

B.13 Prior Permits Superseded [326 IAC 2-1.1-9.5] [326 IAC 2-7-10.5]

- (a) All terms and conditions of permits established prior to T 039-21736-00519 and issued pursuant to permitting programs approved into the state implementation plan have been either:
 - (1) incorporated as originally stated,
 - (2) revised under 326 IAC 2-7-10.5, or
 - (3) deleted under 326 IAC 2-7-10.5.
- (b) Provided that all terms and conditions are accurately reflected in this permit, all previous registrations and permits are superseded by this Part 70 operating permit.

B.14 Termination of Right to Operate [326 IAC 2-7-10] [326 IAC 2-7-4(a)]

The Permittee's right to operate this source terminates with the expiration of this permit unless a timely and complete renewal application is submitted at least nine (9) months prior to the date of expiration of the source's existing permit, consistent with 326 IAC 2-7-3 and 326 IAC 2-7-4(a).

B.15 Deviations from Permit Requirements and Conditions [326 IAC 2-7-5(3)(C)(ii)]

- (a) Deviations from any permit requirements (for emergencies see Section B - Emergency Provisions), the probable cause of such deviations, and any response steps or preventive measures taken shall be reported to:

Indiana Department of Environmental Management
Compliance and Enforcement Branch, Office of Air Quality
100 North Senate Avenue
MC 61-53 IGCN 1003
Indianapolis, Indiana 46204-2251

using the attached Quarterly Deviation and Compliance Monitoring Report, or its equivalent. A deviation required to be reported pursuant to an applicable requirement that exists independent of this permit, shall be reported according to the schedule stated in the applicable requirement and does not need to be included in this report.

The Quarterly Deviation and Compliance Monitoring Report does require the certification by the "responsible official" as defined by 326 IAC 2-7-1(34).

- (b) A deviation is an exceedance of a permit limitation or a failure to comply with a requirement of the permit.

B.16 Permit Modification, Reopening, Revocation and Reissuance, or Termination [326 IAC 2-7-5(6)(C)] [326 IAC 2-7-8(a)] [326 IAC 2-7-9]

- (a) This permit may be modified, reopened, revoked and reissued, or terminated for cause. The filing of a request by the Permittee for a Part 70 Operating Permit modification, revocation and reissuance, or termination, or of a notification of planned changes or anticipated noncompliance does not stay any condition of this permit. [326 IAC 2-7-5(6)(C)] The notification by the Permittee does require the certification by the "responsible official" as defined by 326 IAC 2-7-1(34).

- (b) This permit shall be reopened and revised under any of the circumstances listed in IC 13-15-7-2 or if IDEM, OAQ determines any of the following:
 - (1) That this permit contains a material mistake.
 - (2) That inaccurate statements were made in establishing the emissions standards or other terms or conditions.
 - (3) That this permit must be revised or revoked to assure compliance with an applicable requirement. [326 IAC 2-7-9(a)(3)]
- (c) Proceedings by IDEM, OAQ to reopen and revise this permit shall follow the same procedures as apply to initial permit issuance and shall affect only those parts of this permit for which cause to reopen exists. Such reopening and revision shall be made as expeditiously as practicable. [326 IAC 2-7-9(b)]
- (d) The reopening and revision of this permit, under 326 IAC 2-7-9(a), shall not be initiated before notice of such intent is provided to the Permittee by IDEM, OAQ at least thirty (30) days in advance of the date this permit is to be reopened, except that IDEM, OAQ may provide a shorter time period in the case of an emergency. [326 IAC 2-7-9(c)]

B.17 Permit Renewal [326 IAC 2-7-3] [326 IAC 2-7-4] [326 IAC 2-7-8(e)]

- (a) The application for renewal shall be submitted using the application form or forms prescribed by IDEM, OAQ and shall include the information specified in 326 IAC 2-7-4. Such information shall be included in the application for each emission unit at this source, except those emission units included on the trivial or insignificant activities list contained in 326 IAC 2-7-1 (21) and 326 IAC 2-7-1(40). The renewal application does require the certification by the "responsible official" as defined by 326 IAC 2-7-1(34).

Request for renewal shall be submitted to:

Indiana Department of Environmental Management
Permit Administration and Support, Office of Air Quality
100 North Senate Avenue
MC 61-53 IGCN 1003
Indianapolis, Indiana 46204-2251

- (b) A timely renewal application is one that is:
 - (1) Submitted at least nine (9) months prior to the date of the expiration of this permit; and
 - (2) If the date postmarked on the envelope or certified mail receipt, or affixed by the shipper on the private shipping receipt, is on or before the date it is due. If the document is submitted by any other means, it shall be considered timely if received by IDEM, OAQ on or before the date it is due.
- (c) If the Permittee submits a timely and complete application for renewal of this permit, the source's failure to have a permit is not a violation of 326 IAC 2-7 until IDEM, OAQ takes final action on the renewal application, except that this protection shall cease to apply if, subsequent to the completeness determination, the Permittee fails to submit by the deadline specified in writing by IDEM, OAQ any additional information identified as being needed to process the application.

B.18 Permit Amendment or Modification [326 IAC 2-7-11] [326 IAC 2-7-12] [40 CFR 72]

- (a) Permit amendments and modifications are governed by the requirements of 326 IAC 2-7-11 or 326 IAC 2-7-12 whenever the Permittee seeks to amend or modify this permit.
- (b) Any application requesting an amendment or modification of this permit shall be submitted to:

Indiana Department of Environmental Management
Permit Administration and Support, Office of Air Quality
100 North Senate Avenue
MC 61-53 IGCN 1003
Indianapolis, Indiana 46204-2251

Any such application shall be certified by the "responsible official" as defined by 326 IAC 2-7-1 (34).
- (c) The Permittee may implement administrative amendment changes addressed in the request for an administrative amendment immediately upon submittal of the request. [326 IAC 2-7-11 (c)(3)]

B.19 Permit Revision Under Economic Incentives and Other Programs [326 IAC 2-7-5(8)] [326 IAC 2-7-12 (b)(2)]

- (a) No Part 70 permit revision shall be required under any approved economic incentives, marketable Part 70 permits, emissions trading, and other similar programs or processes for changes that are provided for in a Part 70 permit.
- (b) Notwithstanding 326 IAC 2-7-12(b)(1) and 326 IAC 2-7-12(c)(1), minor Part 70 permit modification procedures may be used for Part 70 modifications involving the use of economic incentives, marketable Part 70 permits, emissions trading, and other similar approaches to the extent that such minor Part 70 permit modification procedures are explicitly provided for in the applicable State Implementation Plan (SIP) or in applicable requirements promulgated or approved by the U.S. EPA.

B.20 Operational Flexibility [326 IAC 2-7-20] [326 IAC 2-7-10.5]

- (a) The Permittee may make any change or changes at the source that are described in 326 IAC 2-7-20(b),(c), or (e) without a prior permit revision, if each of the following conditions is met:
 - (1) The changes are not modifications under any provision of Title I of the Clean Air Act;
 - (2) Any preconstruction approval required by 326 IAC 2-7-10.5 has been obtained;
 - (3) The changes do not result in emissions which exceed the limitations provided in this permit (whether expressed herein as a rate of emissions or in terms of total emissions);
 - (4) The Permittee notifies the:

Indiana Department of Environmental Management
Permit Administration and Support, Office of Air Quality
100 North Senate Avenue
MC 61-53 IGCN 1003
Indianapolis, Indiana 46204-2251

and

United States Environmental Protection Agency, Region V
Air and Radiation Division, Regulation Development Branch - Indiana (AR-18J)
77 West Jackson Boulevard
Chicago, Illinois 60604-3590

in advance of the change by written notification at least ten (10) days in advance of the proposed change. The Permittee shall attach every such notice to the Permittee's copy of this permit; and

- (5) The Permittee maintains records on-site, on a rolling five (5) year basis, which document all such changes and emission trades that are subject to 326 IAC 2-7-20(b),(c), or (e). The Permittee shall make such records available, upon reasonable request, for public review.

Such records shall consist of all information required to be submitted to IDEM, OAQ in the notices specified in 326 IAC 2-7-20(b)(1), (c)(1), and (e)(2).

- (b) The Permittee may make Section 502(b)(10) of the Clean Air Act changes (this term is defined at 326 IAC 2-7-1(36)) without a permit revision, subject to the constraint of 326 IAC 2-7-20(a). For each such Section 502(b)(10) of the Clean Air Act change, the required written notification shall include the following:

- (1) A brief description of the change within the source;
- (2) The date on which the change will occur;
- (3) Any change in emissions; and
- (4) Any permit term or condition that is no longer applicable as a result of the change.

The notification which shall be submitted is not considered an application form, report or compliance certification. Therefore, the notification by the Permittee does not require the certification by the "responsible official" as defined by 326 IAC 2-7-1(34).

- (c) Emission Trades [326 IAC 2-7-20(c)]
The Permittee may trade emissions increases and decreases at the source, where the applicable SIP provides for such emission trades without requiring a permit revision, subject to the constraints of Section (a) of this condition and those in 326 IAC 2-7-20(c).
- (d) Alternative Operating Scenarios [326 IAC 2-7-20(d)]
The Permittee may make changes at the source within the range of alternative operating scenarios that are described in the terms and conditions of this permit in accordance with 326 IAC 2-7-5(9). No prior notification of IDEM, OAQ, or U.S. EPA is required.
- (e) Backup fuel switches specifically addressed in, and limited under, Section D of this permit shall not be considered alternative operating scenarios. Therefore, the notification requirements of part (a) of this condition do not apply.

B.21 Source Modification Requirement [326 IAC 2-7-10.5] [326 IAC 2-3-2]

- (a) A modification, construction, or reconstruction is governed by the requirements of 326 IAC 2 and 326 IAC 2-7-10.5.

- (b) Any modification at an existing major source is governed by the requirements of 326 IAC 2-3-2.

B.22 Inspection and Entry [326 IAC 2-7-6] [IC 13-14-2-2] [IC 13-30-3-1] [IC 13-17-3-2]

Upon presentation of proper identification cards, credentials, and other documents as may be required by law, and subject to the Permittee's right under all applicable laws and regulations to assert that the information collected by the agency is confidential and entitled to be treated as such, the Permittee shall allow IDEM, OAQ, U.S. EPA, or an authorized representative to perform the following:

- (a) Enter upon the Permittee's premises where a Part 70 source is located, or emissions related activity is conducted, or where records must be kept under the conditions of this permit;
- (b) As authorized by the Clean Air Act, IC 13-14-2-2, IC 13-17-3-2, and IC 13-30-3-1, have access to and copy any records that must be kept under the conditions of this permit;
- (c) As authorized by the Clean Air Act, IC 13-14-2-2, IC 13-17-3-2, and IC 13-30-3-1, inspect any facilities, equipment (including monitoring and air pollution control equipment), practices, or operations regulated or required under this permit;
- (d) As authorized by the Clean Air Act, IC 13-14-2-2, IC 13-17-3-2, and IC 13-30-3-1, sample or monitor substances or parameters for the purpose of assuring compliance with this permit or applicable requirements; and
- (e) As authorized by the Clean Air Act, IC 13-14-2-2, IC 13-17-3-2, and IC 13-30-3-1, utilize any photographic, recording, testing, monitoring, or other equipment for the purpose of assuring compliance with this permit or applicable requirements.

B.23 Transfer of Ownership or Operational Control [326 IAC 2-7-11]

- (a) The Permittee must comply with the requirements of 326 IAC 2-7-11 whenever the Permittee seeks to change the ownership or operational control of the source and no other change in the permit is necessary.
- (b) Any application requesting a change in the ownership or operational control of the source shall contain a written agreement containing a specific date for transfer of permit responsibility, coverage and liability between the current and new Permittee. The application shall be submitted to:

Indiana Department of Environmental Management
Permit Administration and Support, Office of Air Quality
100 North Senate Avenue
MC 61-53 IGCN 1003
Indianapolis, Indiana 46204-2251

The application which shall be submitted by the Permittee does require the certification by the "responsible official" as defined by 326 IAC 2-7-1(34).

- (c) The Permittee may implement administrative amendment changes addressed in the request for an administrative amendment immediately upon submittal of the request. [326 IAC 2-7-11 (c)(3)]

B.24 Annual Fee Payment [326 IAC 2-7-19] [326 IAC 2-7-5(7)] [326 IAC 2-1.1-7]

- (a) The Permittee shall pay annual fees to IDEM, OAQ within thirty (30) calendar days of receipt of a billing. Pursuant to 326 IAC 2-7-19(b), if the Permittee does not receive a bill

from IDEM, OAQ the applicable fee is due April 1 of each year.

- (b) Except as provided in 326 IAC 2-7-19(e), failure to pay may result in administrative enforcement action or revocation of this permit.
- (c) The Permittee may call the following telephone numbers: 1-800-451-6027 or 317-233-4230 (ask for OAQ, Billing, Licensing, and Training Section), to determine the appropriate permit fee.

B.25 Credible Evidence [326 IAC 2-7-5(3)] [326 IAC 2-7-6] [62 FR 8314] [326 IAC 1-1-6]

For the purpose of submitting compliance certifications or establishing whether or not the Permittee has violated or is in violation of any condition of this permit, nothing in this permit shall preclude the use, including the exclusive use, of any credible evidence or information relevant to whether the Permittee would have been in compliance with the condition of this permit if the appropriate performance or compliance test or procedure had been performed.

SECTION C

SOURCE OPERATION CONDITIONS

Entire Source

Emission Limitations and Standards [326 IAC 2-7-5(1)]

C.1 Particulate Emission Limitations For Processes with Process Weight Rates Less Than One Hundred (100) Pounds per Hour [326 IAC 6-3-2]

Pursuant to 326 IAC 6-3-2(e)(2), particulate emissions from any process not exempt under 326 IAC 6-3-1(b) or (c) which has a maximum process weight rate less than one hundred (100) pounds per hour and the methods in 326 IAC 6-3-2(b) through (d) do not apply shall not exceed five hundred fifty-one thousandths (0.551) pounds per hour.

C.2 Opacity [326 IAC 5-1]

Pursuant to 326 IAC 5-1-2 (Opacity Limitations), except as provided in 326 IAC 5-1-3 (Temporary Alternative Opacity Limitations), opacity shall meet the following, unless otherwise stated in this permit:

- (a) Opacity shall not exceed an average of forty percent (40%) in any one (1) six (6) minute averaging period as determined in 326 IAC 5-1-4.
- (b) Opacity shall not exceed sixty percent (60%) for more than a cumulative total of fifteen (15) minutes (sixty (60) readings as measured according to 40 CFR 60, Appendix A, Method 9 or fifteen (15) one (1) minute nonoverlapping integrated averages for a continuous opacity monitor) in a six (6) hour period.

C.3 Open Burning [326 IAC 4-1] [IC 13-17-9]

The Permittee shall not open burn any material except as provided in 326 IAC 4-1-3, 326 IAC 4-1-4 or 326 IAC 4-1-6. The previous sentence notwithstanding, the Permittee may open burn in accordance with an open burning approval issued by the Commissioner under 326 IAC 4-1-4.1. 326 IAC 4-1-3 (a)(2)(A) and (B) are not federally enforceable.

C.4 Incineration [326 IAC 4-2] [326 IAC 9-1-2]

The Permittee shall not operate an incinerator or incinerate any waste or refuse except as provided in 326 IAC 4-2 and 326 IAC 9-1-2.

C.5 Fugitive Dust Emissions [326 IAC 6-4]

The Permittee shall not allow fugitive dust to escape beyond the property line or boundaries of the property, right-of-way, or easement on which the source is located, in a manner that would violate 326 IAC 6-4 (Fugitive Dust Emissions). 326 IAC 6-4-2(4) is not federally enforceable.

C.6 Stack Height [326 IAC 1-7]

The Permittee shall comply with the applicable provisions of 326 IAC 1-7 (Stack Height Provisions), for all exhaust stacks through which a potential (before controls) of twenty-five (25) tons per year or more of particulate matter or sulfur dioxide is emitted.

C.7 Asbestos Abatement Projects [326 IAC 14-10] [326 IAC 18] [40 CFR 61, Subpart M]

- (a) Notification requirements apply to each owner or operator. If the combined amount of regulated asbestos containing material (RACM) to be stripped, removed or disturbed is at least two hundred sixty (260) linear feet on pipes or one hundred sixty (160) square feet on other facility components, or at least thirty-five (35) cubic feet on all facility components, then the notification requirements of 326 IAC 14-10-3 are mandatory. All demolition projects require notification whether or not asbestos is present.

- (b) The Permittee shall ensure that a written notification is sent on a form provided by the Commissioner at least ten (10) working days before asbestos stripping or removal work or before demolition begins, per 326 IAC 14-10-3, and shall update such notice as necessary, including, but not limited to the following:
 - (1) When the amount of affected asbestos containing material increases or decreases by at least twenty percent (20%); or
 - (2) If there is a change in the following:
 - (A) Asbestos removal or demolition start date;
 - (B) Removal or demolition contractor; or
 - (C) Waste disposal site.
- (c) The Permittee shall ensure that the notice is postmarked or delivered according to the guidelines set forth in 326 IAC 14-10-3(2).
- (d) The notice to be submitted shall include the information enumerated in 326 IAC 14-10-3(3).

All required notifications shall be submitted to:

Indiana Department of Environmental Management
Asbestos Section, Office of Air Quality
100 North Senate Avenue
MC 61-52 IGCN 1003
Indianapolis, Indiana 46204-2251

The notice shall include a signed certification from the owner or operator that the information provided in this notification is correct and that only Indiana licensed workers and project supervisors will be used to implement the asbestos removal project. The notifications do not require a certification by the "responsible official" as defined by 326 IAC 2-7-1(34).

- (e) **Procedures for Asbestos Emission Control**
The Permittee shall comply with the applicable emission control procedures in 326 IAC 14-10-4 and 40 CFR 61.145(c). Per 326 IAC 14-10-1, emission control requirements are applicable for any removal or disturbance of RACM greater than three (3) linear feet on pipes or three (3) square feet on any other facility components or a total of at least seventy-five hundredths (0.75) cubic feet on all facility components.
- (f) **Demolition and Renovation**
The Permittee shall thoroughly inspect the affected facility or part of the facility where the demolition or renovation will occur for the presence of asbestos pursuant to 40 CFR 61.145(a).
- (g) **Indiana Accredited Asbestos Inspector**
The Permittee shall comply with 326 IAC 14-10-1(a) that requires the owner or operator, prior to a renovation/demolition, to use an Indiana Accredited Asbestos Inspector to thoroughly inspect the affected portion of the facility for the presence of asbestos. The requirement to use an Indiana Accredited Asbestos inspector is not federally enforceable.

Testing Requirements [326 IAC 2-7-6(1)]

C.8 Performance Testing [326 IAC 3-6]

- (a) All testing shall be performed according to the provisions of 326 IAC 3-6 (Source Sampling Procedures), except as provided elsewhere in this permit, utilizing any applicable procedures and analysis methods specified in 40 CFR 51, 40 CFR 60, 40 CFR 61, 40 CFR 63, 40 CFR 75, or other procedures approved by IDEM, OAQ.

A test protocol, except as provided elsewhere in this permit, shall be submitted to:

Indiana Department of Environmental Management
Compliance and Enforcement Branch, Office of Air Quality
100 North Senate Avenue
MC 61-53 IGCN 1003
Indianapolis, Indiana 46204-2251

no later than thirty-five (35) days prior to the intended test date. The protocol submitted by the Permittee does not require certification by the "responsible official" as defined by 326 IAC 2-7-1(34).

- (b) The Permittee shall notify IDEM, OAQ of the actual test date at least fourteen (14) days prior to the actual test date. The notification submitted by the Permittee does not require certification by the "responsible official" as defined by 326 IAC 2-7-1(34).
- (c) Pursuant to 326 IAC 3-6-4(b), all test reports must be received by IDEM, OAQ not later than forty-five (45) days after the completion of the testing. An extension may be granted by IDEM, OAQ if the Permittee submits to IDEM, OAQ a reasonable written explanation not later than five (5) days prior to the end of the initial forty-five (45) day period.

Compliance Requirements [326 IAC 2-1.1-11]

C.9 Compliance Requirements [326 IAC 2-1.1-11]

The commissioner may require stack testing, monitoring, or reporting at any time to assure compliance with all applicable requirements by issuing an order under 326 IAC 2-1.1-11. Any monitoring or testing shall be performed in accordance with 326 IAC 3 or other methods approved by the commissioner or the U.S. EPA.

Compliance Monitoring Requirements [326 IAC 2-7-5(1)] [326 IAC 2-7-6(1)]

C.10 Compliance Monitoring [326 IAC 2-7-5(3)] [326 IAC 2-7-6(1)]

Unless otherwise specified in this permit, all monitoring and record keeping requirements not already legally required shall be implemented within ninety (90) days of permit issuance. If required by Section D, the Permittee shall be responsible for installing any necessary equipment and initiating any required monitoring related to that equipment. If due to circumstances beyond its control, that equipment cannot be installed and operated within ninety (90) days, the Permittee may extend the compliance schedule related to the equipment for an additional ninety (90) days provided the Permittee notifies:

Indiana Department of Environmental Management
Compliance and Enforcement Branch, Office of Air Quality
100 North Senate Avenue
MC 61-53 IGCN 1003
Indianapolis, Indiana 46204-2251

in writing, prior to the end of the initial ninety (90) day compliance schedule, with full justification of the reasons for the inability to meet this date.

The notification which shall be submitted by the Permittee does require the certification by the "responsible official" as defined by 326 IAC 2-7-1(34).

Unless otherwise specified in the approval for the new emission unit(s), compliance monitoring for new emission units or emission units added through a source modification shall be implemented when operation begins.

C.11 Monitoring Methods [326 IAC 3] [40 CFR 60] [40 CFR 63]

Any monitoring or testing required by Section D of this permit shall be performed according to the provisions of 326 IAC 3, 40 CFR 60, Appendix A, 40 CFR 60, Appendix B, 40 CFR 63, or other approved methods as specified in this permit.

Corrective Actions and Response Steps [326 IAC 2-7-5] [326 IAC 2-7-6]

C.12 Emergency Reduction Plans [326 IAC 1-5-2] [326 IAC 1-5-3]

Pursuant to 326 IAC 1-5-2 (Emergency Reduction Plans; Submission):

(a) The Permittee shall prepare written emergency reduction plans (ERPs) consistent with safe operating procedures.

(b) These ERPs shall be submitted for approval to:

Indiana Department of Environmental Management
Compliance and Enforcement Branch, Office of Air Quality
100 North Senate Avenue
MC 61-53 IGCN 1003
Indianapolis, Indiana 46204-2251

within ninety (90) days after the date of issuance of this permit.

The ERP does require the certification by the "responsible official" as defined by 326 IAC 2-7-1 (34).

(c) If the ERP is disapproved by IDEM, OAQ, the Permittee shall have an additional thirty (30) days to resolve the differences and submit an approvable ERP.

(d) These ERPs shall state those actions that will be taken, when each episode level is declared, to reduce or eliminate emissions of the appropriate air pollutants.

(e) Said ERPs shall also identify the sources of air pollutants, the approximate amount of reduction of the pollutants, and a brief description of the manner in which the reduction will be achieved.

(f) Upon direct notification by IDEM, OAQ that a specific air pollution episode level is in effect, the Permittee shall immediately put into effect the actions stipulated in the approved ERP for the appropriate episode level. [326 IAC 1-5-3]

C.13 Risk Management Plan [326 IAC 2-7-5(12)] [40 CFR 68]

If a regulated substance, as defined in 40 CFR 68, is present at a source in more than a threshold quantity, the Permittee must comply with the applicable requirements of 40 CFR 68.

C.14 Response to Excursions or Exceedances [326 IAC 2-7-5] [326 IAC 2-7-6]

- (a) Upon detecting an excursion or exceedance, the Permittee shall restore operation of the emissions unit (including any control device and associated capture system) to its normal or usual manner of operation as expeditiously as practicable in accordance with good air pollution control practices for minimizing emissions.
- (b) The response shall include minimizing the period of any startup, shutdown or malfunction and taking any necessary corrective actions to restore normal operation and prevent the likely recurrence of the cause of an excursion or exceedance (other than those caused by excused startup or shutdown conditions). Corrective actions may include, but are not limited to, the following:
 - (1) initial inspection and evaluation
 - (2) recording that operations returned to normal without operator action (such as through response by a computerized distribution control system); or
 - (3) any necessary follow-up actions to return operation to within the indicator range, designated condition, or below the applicable emission limitation or standard, as applicable.
- (c) A determination of whether the Permittee has used acceptable procedures in response to an excursion or exceedance will be based on information available, which may include, but is not limited to, the following:
 - (1) monitoring results;
 - (2) review of operation and maintenance procedures and records;
 - (3) inspection of the control device, associated capture system, and the process.
- (d) Failure to take reasonable response steps shall be considered a deviation from the permit.
- (e) The Permittee shall maintain the following records:
 - (1) monitoring data;
 - (2) monitor performance data, if applicable; and
 - (3) corrective actions taken.

C.15 Actions Related to Noncompliance Demonstrated by a Stack Test [326 IAC 2-7-5] [326 IAC 2-7-6]

- (a) When the results of a stack test performed in conformance with Section C - Performance Testing, of this permit exceed the level specified in any condition of this permit, the Permittee shall take appropriate response actions. The Permittee shall submit a description of these response actions to IDEM, OAQ within thirty (30) days of receipt of the test results. The Permittee shall take appropriate action to minimize excess emissions from the affected facility while the response actions are being implemented.
- (b) A retest to demonstrate compliance shall be performed within one hundred twenty (120) days of receipt of the original test results. Should the Permittee demonstrate to IDEM, OAQ that retesting in one hundred twenty (120) days is not practicable, IDEM, OAQ may extend the retesting deadline.

- (c) IDEM, OAQ reserves the authority to take any actions allowed under law in response to noncompliant stack tests.

The response action documents submitted pursuant to this condition do require the certification by the "responsible official" as defined by 326 IAC 2-7-1(34).

Record Keeping and Reporting Requirements [326 IAC 2-7-5(3)] [326 IAC 2-7-19]

C.16 Emission Statement [326 IAC 2-7-5(3)(C)(iii)] [326 IAC 2-7-5(7)] [326 IAC 2-7-19(c)] [326 IAC 2-6]

- (a) In accordance with the compliance schedule specified in 326 IAC 2-6-3(b)(1), starting in 2004 and every three (3) years thereafter, the Permittee shall submit by July 1 an emission statement covering the previous calendar year. The emission statement shall contain, at a minimum, the information specified in 326 IAC 2-6-4(c) and shall meet the following requirements:

- (1) Indicate estimated actual emissions of all pollutants listed in 326 IAC 2-6-4(a);
- (2) Indicate estimated actual emissions of regulated pollutants as defined by 326 IAC 2-7-1(32) ("Regulated pollutant, which is used only for purposes of Section 19 of this rule") from the source, for purpose of fee assessment.

The statement must be submitted to:

Indiana Department of Environmental Management
Technical Support and Modeling Section, Office of Air Quality
100 North Senate Avenue
MC 61-50 IGCN 1003
Indianapolis, Indiana 46204-2251

The emission statement does require the certification by the "responsible official" as defined by 326 IAC 2-7-1(34).

- (b) The emission statement required by this permit shall be considered timely if the date postmarked on the envelope or certified mail receipt, or affixed by the shipper on the private shipping receipt, is on or before the date it is due. If the document is submitted by any other means, it shall be considered timely if received by IDEM, OAQ on or before the date it is due.

C.17 General Record Keeping Requirements [326 IAC 2-7-5(3)] [326 IAC 2-7-6] [326 IAC 2-3]

- (a) Records of all required monitoring data, reports and support information required by this permit shall be retained for a period of at least five (5) years from the date of monitoring sample, measurement, report, or application. These records shall be physically present or electronically accessible at the source location for a minimum of three (3) years. The records may be stored elsewhere for the remaining two (2) years as long as they are available upon request. If the Commissioner makes a request for records to the Permittee, the Permittee shall furnish the records to the Commissioner within a reasonable time.
- (b) Unless otherwise specified in this permit, all record keeping requirements not already legally required shall be implemented within ninety (90) days of permit issuance.
- (c) If there is a "project" (as defined in 326 IAC 2-3-1(II)) at an existing emissions unit, other than projects at a source with a Plantwide Applicability Limitation (PAL), which is not part of a "major modification" (as defined in 326 IAC 2-3-1(z)) and the Permittee elects to

utilize the “projected actual emissions” (as defined in 326 IAC 2-3-1(mm)), the Permittee shall comply with the following:

- (1) Before beginning actual construction of the “project” (as defined in 326 IAC 2-3-1(II)) at an existing emissions unit, document and maintain the following records:
 - (A) A description of the project.
 - (B) Identification of any emissions unit whose emissions of a regulated new source review pollutant could be affected by the project.
 - (C) A description of the applicability test used to determine that the project is not a major modification for any regulated NSR pollutant, including:
 - (i) Baseline actual emissions;
 - (ii) Projected actual emissions;
 - (iii) Amount of emissions excluded under section 326 IAC 2-3-1(mm)(2)(A)(iii); and
 - (iv) An explanation for why the amount was excluded, and any netting calculations, if applicable.
- (2) Monitor the emissions of any regulated NSR pollutant that could increase as a result of the project and that is emitted by any existing emissions unit identified in (1)(B) above; and
- (3) Calculate and maintain a record of the annual emissions, in tons per year on a calendar year basis, for a period of five (5) years following resumption of regular operations after the change, or for a period of ten (10) years following resumption of regular operations after the change if the project increases the design capacity of or the potential to emit that regulated NSR pollutant at the emissions unit.

C.18 General Reporting Requirements [326 IAC 2-7-5(3)(C)] [326 IAC 2-1.1-11] [326 IAC 2-3]

- (a) The Permittee shall submit the attached Quarterly Deviation and Compliance Monitoring Report or its equivalent. Any deviation from permit requirements, the date(s) of each deviation, the cause of the deviation, and the response steps taken must be reported. This report shall be submitted within thirty (30) days of the end of the reporting period. The Quarterly Deviation and Compliance Monitoring Report shall include the certification by the “responsible official” as defined by 326 IAC 2-7-1(34).
- (b) The report required in (a) of this condition and reports required by conditions in Section D of this permit shall be submitted to:

Indiana Department of Environmental Management
Compliance and Enforcement Branch, Office of Air Quality
100 North Senate Avenue
MC 61-53 IGCN 1003
Indianapolis, Indiana 46204-2251
- (c) Unless otherwise specified in this permit, any notice, report, or other submission required by this permit shall be considered timely if the date postmarked on the envelope or certified mail receipt, or affixed by the shipper on the private shipping receipt, is on or before the date it is due. If the document is submitted by any other means, it shall be considered timely if received by IDEM, OAQ on or before the date it is due.

- (d) Unless otherwise specified in this permit, all reports required in Section D of this permit shall be submitted within thirty (30) days of the end of the reporting period. All reports do require the certification by the "responsible official" as defined by 326 IAC 2-7-1(34)
- (e) The first report shall cover the period commencing on the date of issuance of this permit and ending on the last day of the reporting period. Reporting periods are based on calendar years, unless otherwise specified in this permit. For the purpose of this permit "calendar year" means the twelve (12) month period from January 1 to December 31 inclusive.
- (f) If the Permittee is required to comply with the record keeping provisions of (c) in Section C - General Record Keeping Requirements for any "project" (as defined in 326 IAC 2-2-1(qq) and/or 326 IAC 2-3-1(II)) at an existing emissions unit, and the project meets the following criteria, then the Permittee shall submit a report to IDEM, OAQ:
 - (1) The annual emissions, in tons per year, from the project identified in (c)(1) in Section C - General Record Keeping Requirements exceed the baseline actual emissions, as documented and maintained under Section C - General Record Keeping Requirements (c)(1)(C)(i), by a significant amount, as defined in 326 IAC 2-2-1(xx) and/or 326 IAC 2-3-1(qq)), for that regulated NSR pollutant, and
 - (2) The emissions differ from the preconstruction projection as documented and maintained under Section C - General Record Keeping Requirements (c)(1)(C)(ii).
- (g) The report for project at an existing emissions unit shall be submitted within sixty (60) days after the end of the year and contain the following:
 - (1) The name, address, and telephone number of the major stationary source.
 - (2) The annual emissions calculated in accordance with (c)(2) and (3) in Section C - General Record Keeping Requirements.
 - (3) The emissions calculated under the actual-to-projected actual test stated in 326 IAC 2-2-2(d)(3) and/or 326 IAC 2-3-2(c)(3).
 - (4) Any other information that the Permittee deems fit to include in this report.

Reports required in this part shall be submitted to:

Indiana Department of Environmental Management
Compliance and Enforcement Branch, Office of Air Quality
100 North Senate Avenue
MC 61-53 IGCN 1003
Indianapolis, Indiana 46204-2251

- (h) The Permittee shall make the information required to be documented and maintained in accordance with (c) in Section C - General Record Keeping Requirements available for review upon a request for inspection by IDEM, OAQ. The general public may request this information from the IDEM, OAQ under 326 IAC 17.1.

Stratospheric Ozone Protection

C.19 Compliance with 40 CFR 82 and 326 IAC 22-1

Pursuant to 40 CFR 82 (Protection of Stratospheric Ozone), Subpart F, except as provided for motor vehicle air conditioners in Subpart B, the Permittee shall comply with the standards for recycling and emissions reduction:

- (a) Persons opening appliances for maintenance, service, repair, or disposal must comply with the required practices pursuant to 40 CFR 82.156.
- (b) Equipment used during the maintenance, service, repair, or disposal of appliances must comply with the standards for recycling and recovery equipment pursuant to 40 CFR 82.158.
- (c) Persons performing maintenance, service, repair, or disposal of appliances must be certified by an approved technician certification program pursuant to 40 CFR 82.161.

SECTION D.1

FACILITY OPERATION CONDITIONS

Facility Description [326 IAC 2-7-5(15)]: Fiberglass Operations

- (a) Fiberglass operations consisting of:
- (1) One (1) gel booth, identified as Gel-1, constructed September 22, 1999, capacity: 173 pounds of gelcoat per hour, utilizing dry filters as particulate control, exhausting to stack Gel-1. This is an open molding process under 40 CFR 63, Subpart WWWW.
 - (2) One (1) chop booth, identified as C-1, constructed September 22, 1999, capacity: 500 pounds of resin per hour, utilizing dry filters as particulate control, exhausting to stack C-1. This is an open molding process under 40 CFR 63, Subpart WWWW.
 - (3) One (1) gel coating process, identified as Final Finish, constructed September 22, 1999, utilizing air-atomization and manual application, utilizing dry filters for particulate control, exhausting inside. This is an open molding process under 40 CFR 63, Subpart WWWW.
 - (4) One (1) fiberglass process, identified as Mold Repair, constructed September 22, 1999, utilizing air-atomization application. This is an open molding process under 40 CFR 63, Subpart WWWW.

(The information describing the process contained in this facility description box is descriptive information and does not constitute enforceable conditions.)

Emission Limitations and Standards [326 IAC 2-7-5(1)]

D.1.1 Volatile Organic Compounds (VOC) [326 IAC 8-1-6]

Pursuant to CP 039-11000-00519, issued on September 22, 1999 and 326 IAC 8-1-6 (New facilities; general reduction requirements), Best Available Control Technology (BACT) for the fiberglass operations (Gel-1, C-1, Final Finish and Mold Repair) has been determined to be:

- (a) Use of resins and gel coats shall be limited such that the potential to emit (PTE) volatile organic HAP from resins and gel coats only shall be less than one hundred (100) tons, per twelve (12) consecutive months.
- (b) Resins and gel coats used, including filled resins and tooling resins and gel coats, shall be limited to maximum monomer contents of 35 percent (35%) by weight for resins, 37 percent (37%) by weight for gel coats or their equivalent on an emissions mass basis. Monomer contents shall be calculated on a neat basis, i.e., excluding any filler. Compliance with these monomer content limits shall be demonstrated on a monthly basis.

The use of resins with monomer contents lower than 35%, gel coats with monomer contents lower than 37%, and/or additional emission reduction techniques approved by IDEM, OAQ, may be used to offset the use of resins with monomer contents higher than 35%, and/or gel coats with monomer contents higher than 37%. Examples of other techniques include, but are not limited to, lower monomer content resins and gel coats, closed molding, vapor suppression, vacuum bagging, controlled spraying, or installing a control device with an overall reduction efficiency of 95%. This is allowed to meet the monomer content limits for resins and gel coats, and shall be calculated on an equivalent emissions mass basis as shown below:

(Emissions from >35% resin or >37% gel coat) - (Emissions from 35% resin or 37% gel coat) \leq (Emissions from 35% resin or 37% gel coat) - (Emissions from <35% resin, <37% gel coat, and or other emission reduction techniques).

Where: Emissions, lb or ton = M (mass of resin or gel coat used, lb or ton) * EF
(Monomer emission factor for resin or gel cat used, %):

EF, Monomer emission factor = emission factor, expressed as % styrene emitted per weight of resin applied, which is indicated by the monomer content, method of application, and other emission reduction techniques for each gel coat and resin used.

(c) Flow coaters, a type of non-spray application technology of a design and specifications to be approved by IDEM, OAQ, shall be used in the following manner:

- (1) to apply 50% of all neat resins within six (6) months of commencement of operation.
- (2) to apply 100% of all neat resins used within one (1) year of commencement of operation.

If, after one (1) year of operation it is not possible to apply a portion of neat resins with flow coaters, equivalent emissions reductions must be obtained via use of other techniques, such as those listed in (b) above, elsewhere in the process.

(d) Optimized spray techniques according to a manner approved by IDEM shall be used for gel coats and filled resins (where fillers are required for corrosion or fire retardant purposes) at all times. Optimized spray techniques include, but are not limited to, the use of airless, air-assisted airless, high volume low pressure (HVLP), or other spray applicators demonstrated to the satisfaction of IDEM, OAQ, to be equivalent to the spray applicators listed above.

HVLP spray is the technology used to apply material to substrate by means of coating application equipment that operates between one-tenth (0.1) and ten (10) pounds per square inch gauge (psig) air pressure measured dynamically at the center of the air cap and at the air horns of the spray system.

(e) The listed work practices shall be followed:

- (1) To the extent possible, a non-VOC, non-HAP solvent shall be used for cleanup.
- (2) Cleanup solvent containers used to transport solvent from drums to work stations shall be closed containers having soft gasketed spring-loaded closures.
- (3) Cleanup rags saturated with solvent shall be stored, transported, and disposed of in containers that are closed tightly.
- (4) The spray guns used shall be the type that can be cleaned without the need for spraying the solvent into the air.
- (5) All solvent sprayed during cleanup or resin changes shall be directed into containers, such containers shall be closed as soon as solvent spraying is complete and the waste solvent shall be disposed of in such a manner that evaporation is minimized.
- (6) Storage containers used to store VOC- and/or HAP- containing materials shall be kept covered when not in use.

D.1.2 Volatile Organic Compounds [326 IAC 2-2]

Use of resins and gel coats used in fiberglass operations at this source shall be limited such that the potential to emit (PTE) volatile organic compounds from resins and gel coats only shall be less than one hundred (100) tons, per twelve (12) consecutive months.

Compliance with this limitation, in conjunction with VOC emissions from all other emission units at this source, shall ensure that the source-wide VOC potential to emit remains below 250 tons per twelve (12) consecutive month period, with compliance determined at the end of each month, rendering 326 IAC 2-2 (Prevention of Significant Deterioration) not applicable to this source.

D.1.3 Particulate [326 IAC 6-3-2]

Pursuant to 326 IAC 6-3-2(d), particulate from the fiberglass operations (Gel-1, C-1 and Final Finish) shall be controlled by a dry particulate filter, waterwash, or an equivalent control device, and the Permittee shall operate the control device in accordance with manufacturer's specifications.

D.1.4 Preventive Maintenance Plan [326 IAC 2-7-5(13)]

A Preventive Maintenance Plan is required for these facilities and their control devices. Section B - Preventive Maintenance Plan contains the Permittee's obligation with regard to the preventive maintenance plan required by this condition.

D.1.5 Operator Training for Reinforced Plastic Composites Fabrication [326 IAC 20-56-2]

Pursuant to 326 IAC 20-56-2, as of April 21, 2006, the Permittee shall train all new and existing personnel, including contract personnel, who are involved in resin and gel coat spraying and applications that could result in excess emissions if performed improperly according to the following schedule:

- (a) All personnel hired shall be trained within thirty (30) days of hiring.
- (b) To ensure training goals listed in 326 IAC 20-56-2 (b) are maintained, all personnel shall be given refresher training annually.
- (c) Personnel who have been trained by another owner or operator subject to this rule are exempt from subdivision (1) if written documentation that the employee's training is current is provided to the new employer.
- (d) The lesson plans shall cover, for the initial and refresher training, at a minimum, all of the following topics:
 - (1) Appropriate application techniques.
 - (2) Appropriate equipment cleaning procedures.
 - (3) Appropriate equipment setup and adjustment to minimize material usage and overspray.
- (e) The owner or operator shall maintain the following training records on site and make them available for inspection and review:
 - (1) A copy of the current training program.
 - (2) A list of the following:
 - (A) All current personnel, by name, that are required to be trained.

- (B) The date the person was trained or date of most recent refresher training, whichever is later.
- (f) Records of prior training programs and former personnel are not required to be maintained.

Compliance Determination Requirements

D.1.6 Volatile Organic Compounds (VOC) [326 IAC 8-1-4] [326 IAC 8-1-2(a)]

Compliance with the VOC content and usage limitations contained in Conditions D.1.1 and D.1.2 shall be determined pursuant to 326 IAC 8-1-4(a)(3) and 326 IAC 8-1-2(a) by preparing or obtaining from the manufacturer the copies of the "as supplied" and "as applied" VOC data sheets. IDEM, OAQ, reserves the authority to determine compliance using Method 24 in conjunction with the analytical procedures specified in 326 IAC 8-1-4.

D.1.7 Volatile Organic Compounds (VOC) [326 IAC 8-1-6]

Compliance with the volatile organic HAP and VOC usage limitations contained in Conditions D.1.1(a) and D.1.2 shall be determined based upon the following criteria:

- (a) Monthly usage by weight, VOC content, monomer content, method of application, and other emission reduction techniques for each gel coat and resin shall be recorded. Volatile organic HAP emissions shall be calculated by multiplying the usage of each gel coat and resin by the emission factor that is appropriate for the monomer content, method of application, and other emission reduction techniques for each gel coat and resin, and summing the emissions for all gel coats and resins. Emission factors shall be obtained from the reference approved by IDEM, OAQ.
- (b) Until such time that new emissions information is made available by U.S. EPA in its AP-42 document or other U.S. EPA-approved form, emission factors shall be taken from the following reference approved by IDEM, OAQ: American Composites Manufacturers Association (ACMA) Emission Models for the Reinforced Plastics Industries, Unified Emission Factors dated 7/23/2001, or its updates.

Compliance Monitoring Requirements [326 IAC 2-7-6(1)] [326 IAC 2-7-5(1)]

D.1.8 Monitoring

- (a) Daily inspections shall be performed to verify the placement, integrity and particle loading of the filters. To monitor the performance of the dry filters, weekly observations shall be made of the overspray from the fiberglass operations stacks (Gel-1 and C-1) while one or more of the fiberglass operations are in operation. Section C - Response to Excursions or Exceedances shall be followed whenever a condition exists which should result in a response step. Failure to take response steps in accordance with Section C - Response to Excursions or Exceedances, shall be considered a deviation from this permit.
- (b) Monthly inspections shall be performed of the coating emissions from the stacks and the presence of overspray on the rooftops and the nearby ground. Section C - Response to Excursions or Exceedances for this unit shall contain troubleshooting contingency and response steps for when a noticeable change in overspray emission, or evidence of overspray emission is observed. Section C - Response to Excursions or Exceedances shall be followed whenever a condition exists which should result in a response step. Failure to take response steps in accordance with Section C - Response to Excursions or Exceedances, shall be considered a deviation from this permit.

Record Keeping and Reporting Requirements [326 IAC 2-7-5(3)] [326 IAC 2-7-19]

D.1.9 Record Keeping Requirements

- (a) To document the compliance status with Conditions D.1.1 and D.1.2, the Permittee shall maintain records in accordance with (1) through (6) below. Records maintained for (1) through (6) shall be taken monthly and shall be complete and sufficient to establish compliance with the VOC usage limits and/or the VOC content and emission limits established in Conditions D.1.1 and D.1.2. Records necessary to demonstrate compliance shall be available within thirty (30) days of the end of each compliance period.
- (1) The VOC content of each coating material and solvent used.
 - (2) The amount of coating material and solvent less water used on monthly basis.
 - (A) Records shall include purchase orders, invoices, and material safety data sheets (MSDS) necessary to verify the type and amount used.
 - (B) Solvent usage records shall differentiate between those added to coatings and those used as cleanup solvents.
 - (3) The volume weighted VOC content of the coatings used for each month;
 - (4) The cleanup solvent usage for each month;
 - (5) The total VOC usage for each month; and
 - (6) The weight of VOCs emitted for each compliance period.
- (b) To document the compliance status with Conditions D.1.3 and D.1.7, the Permittee shall maintain a log of weekly overspray observations, and daily and monthly inspections.
- (c) To document the compliance status with Condition D.1.5, the Permittee shall maintain the following training records:
- (1) A copy of the current training program.
 - (2) A list of all current personnel, by name, that are required to be trained and the dates they were trained and the date of the most recent refresher training. Records of prior training programs and former personnel are not required to be maintained.
- (d) Section C - General Record Keeping Requirements, contains the Permittee's obligations with regard to the records required by this condition.

D.1.10 Reporting Requirements

A quarterly summary of the information to document compliance with Conditions D.1.1(a) and D.1.2 shall be submitted using the reporting forms located at the end of this permit, or their equivalent, within thirty (30) days after the end of the quarter being reported. Section C - General Reporting contains the Permittee's obligation with regard to the reporting required by this condition. The report submitted by the Permittee does require the certification by the "responsible official" as defined by 326 IAC 2-7-1(34).

SECTION D.2 FACILITY OPERATION CONDITIONS

Facility Description [326 IAC 2-7-5(15)]: Surface Coating

- (c) One (1) surface coating facility, identified as ACC, constructed in 2003, capacity: 0.40 motor homes per hour or an equivalent number of towed units, consisting of:
- (1) One (1) prep area, identified as Prep 1, for hand wiping parts with a solvent, exhausting inside. This is a plastic coating facility under 40 CFR 63, Subpart PPPP.
 - (2) One (1) coating area, identified as Spray Area 1, equipped with high volume, low pressure (HVLP) or spray guns at least as efficient, and air atomized spray guns for repairs only, utilizing dry filters for overspray control, exhausting to stacks S-1, S-2, S-3 and S-4. This is a plastic coating facility under 40 CFR 63, Subpart PPPP.
 - (3) One (1) coating area, identified as Spray Area 2, equipped with high volume, low pressure (HVLP) spray guns or spray guns at least as efficient, and air atomized spray guns for repairs only, utilizing dry filters for overspray control, exhausting to stacks S-3 and S-4. This is a plastic coating facility under 40 CFR 63, Subpart PPPP.
 - (4) One (1) repair area, identified as Repair 1, equipped with air atomized spray guns, exhausting inside, using less than five (5) gallons of coatings per day. This is a plastic coating facility under 40 CFR 63, Subpart PPPP.
- (d) One (1) coating area, identified as Spray Area 3, permitted in 2012, equipped with high volume, low pressure (HVLP) or spray guns at least as efficient, and air atomized spray guns for repairs only, utilizing dry filters for overspray control, exhausting to stack S-5. This is a plastic coating facility under 40 CFR 63, Subpart PPPP.

(The information describing the process contained in this facility description box is descriptive information and does not constitute enforceable conditions.)

Emission Limitations and Standards [326 IAC 2-7-5(1)]

D.2.1 Volatile Organic Compounds (VOC) [326 IAC 8-1-6]

Pursuant to Significant Permit Modification 039-16983-00519 and 326 IAC 8-1-6 (New facilities; general reduction requirements), issued March 13, 2003, BACT for ACC has been determined to be as follows:

- (a) All coatings, except coatings for repair only, will be applied using high volume, low pressure (HVLP) spray equipment or a spray applicator as efficient or more efficient than a HVLP spray applicator.
- (b) Coatings for repair only will be applied using air atomized spray applicators to achieve the necessary atomization and blend needed for the repair.
- (c) The total VOC usage in coatings and cleanup solvents used at the surface coating facilities shall be limited to no more than 50.0 tons per twelve (12) consecutive month period, with compliance determined at the end of each month.
- (d) The volume-weighted average VOC content, less water, of coatings used shall be limited as follows, based on a twelve (12) consecutive month period, with compliance determined at the end of each month:

- (1) primer: 4.0 lbs VOC/gallon of coating
- (2) base coat: 6.70 lbs VOC/gallon of coating
- (3) clear coat: 4.2 lbs VOC/gallon of coating

In order to comply with this limit, the Permittee must keep track of the mass of VOC used for each type of coating and the total gallons of that type of coating used during each month. For each type of coating (primer, base coat and clear coat), the mass of VOC for the most recent twelve (12) month period divided by the gallons of coating used for the same twelve (12) month period must be less than the above stated limit, as determined each month.

- (e) The listed work practices as follows:
- (1) Exteriors will be hand-wiped with a cleaning solvent prior to the application of the first coating.
 - (2) Cleanup solvent containers used to transport solvent from drums to work stations shall be closed containers having soft gasketed spring-loaded closures.
 - (3) Cleanup rags saturated with solvent shall be stored, transported, and disposed of in containers that are closed tightly.
 - (4) The spray guns used shall be the type that can be cleaned without the need for spraying the solvent into the air.
 - (5) Solvent sprayed from application equipment during cleanup or color changes shall be directed into containers. Such containers shall be closed as soon as solvent spraying is complete. The waste solvent shall be handled in such a manner that evaporation is minimized.
 - (6) Storage containers used to store VOC and/or HAP containing materials shall be kept covered when not in use.
 - (7) The application equipment operators shall be instructed and trained in the methods and practices utilized to minimize overspray.

D.2.2 Volatile Organic Compounds (VOC) [326 IAC 8-1-6][326 IAC 2-2]

- (a) In order to render 326 IAC 8-1-6 and 326 IAC 2-2 not applicable to Spray Area 3, the total VOC usage in coatings and cleanup solvents used at the surface coating facility Spray Area 3 shall be limited to less than 25 tons per twelve (12) consecutive month period, with compliance determined at the end of each month.
- (b) In order to render 326 IAC 2-2 not applicable, the total VOC usage in coatings and cleanup solvents used at the surface coating facilities identified as ACC shall be limited to no more than 50.0 tons per twelve (12) consecutive month period, with compliance determined at the end of each month.

Compliance with these limits, in conjunction with the VOC emissions from all other emission units at this source shall ensure that the source-wide VOC potential to emit remains below 250 tons per twelve (12) consecutive month period, rendering 326 IAC 2-2 (Prevention of Significant Deterioration) not applicable to the source.

D.2.3 Particulate [326 IAC 6-3-2(d)]

Pursuant to 326 IAC 6-3-2(d), particulate from the surface coating facilities (Prep 1, Spray Area 1,

Spray Area 2, Repair 1, Spray Area 3) shall be controlled by a dry particulate filter, waterwash, or an equivalent control device, and the Permittee shall operate the control device in accordance with manufacturer's specifications.

D.2.4 Preventive Maintenance Plan [326 IAC 2-7-5(13)]

A Preventive Maintenance Plan is required for these facilities and their control devices. Section B - Preventive Maintenance Plan contains the Permittee's obligation with regard to the preventive maintenance plan required by this condition.

Compliance Determination Requirements

D.2.5 Volatile Organic Compounds (VOC) [326 IAC 8-1-4] [326 IAC 8-1-2(a)]

Compliance with the VOC content and usage limitations contained in Conditions D.2.1(c), D.2.1(d) and D.2.2 shall be determined pursuant to 326 IAC 8-1-4(a)(3) and 326 IAC 8-1-2(a) by preparing or obtaining from the manufacturer the copies of the "as supplied" and "as applied" VOC data sheets. IDEM, OAQ, reserves the authority to determine compliance using Method 24 in conjunction with the analytical procedures specified in 326 IAC 8-1-4.

D.2.6 Volatile Organic Compounds (VOC) [326 IAC 8-1-6]

Compliance with the VOC content limits in Condition D.2.1(d) shall be determined by the following equation for each type of coating used (primer, base coat and clear coat) at the end of each month, based on the twelve (12) consecutive month period ending that month:

$$\text{Volume-weighted average VOC content} = \frac{\text{Weight of VOC used from coatings, thinners and additives (lbs)}}{\text{Total volume of coating used (gallons), less water}}$$

Compliance Monitoring Requirements [326 IAC 2-7-6(1)] [326 IAC 2-7-5(1)]

D.2.7 Monitoring

- (a) Daily inspections shall be performed to verify the placement, integrity and particle loading of the filters. To monitor the performance of the dry filters, weekly observations shall be made of the overspray from the surface coating stacks (S-1, S-2, S-3, S-4, and S-5) while one or more of the booths are in operation. Section C - Response to Excursions or Exceedances shall be followed whenever a condition exists which should result in a response step. Failure to take response steps in accordance with Section C - Response to Excursions or Exceedances, shall be considered a deviation from this permit.
- (b) Monthly inspections shall be performed of the coating emissions from the stacks and the presence of overspray on the rooftops and the nearby ground. Section C - Response to Excursions or Exceedances for this unit shall contain troubleshooting contingency and response steps for when a noticeable change in overspray emission, or evidence of overspray emission is observed. Section C - Response to Excursions or Exceedances shall be followed whenever a condition exists which should result in a response step. Failure to take response steps in accordance with Section C - Response to Excursions or Exceedances, shall be considered a deviation from this permit.

Record Keeping and Reporting Requirement [326 IAC 2-7-5(3)] [326 IAC 2-7-19]

D.2.8 Record Keeping Requirements

- (a) To document the compliance status with Conditions D.2.1 and D.2.2, the Permittee shall maintain records in accordance with (1) through (6) below. Records maintained for (1) through (6) shall be taken monthly and shall be complete and sufficient to establish compliance with the VOC usage limits and content limits established in Conditions D.2.1 and D.2.2. Records necessary to demonstrate compliance shall be available within thirty (30) days of the end of each compliance period.

- (1) The VOC content of each coating material and solvent used.
 - (2) The amount of coating material and solvent less water used on monthly basis.
 - (A) Records shall include purchase orders, invoices, and material safety data sheets (MSDS) necessary to verify the type and amount used.
 - (B) Solvent usage records shall differentiate between those added to coatings and those used as cleanup solvents.
 - (3) The volume weighted VOC content of the coatings used for each consecutive twelve (12) month period for each type of coating (primer, base coat or clear coat). During a twelve (12) month period when each coating used of a specific type has a VOC content less than the limit stated in Condition D.2.1(d), the maximum VOC content may be recorded in place of the calculated actual volume weighted VOC content, for that type of coating.
 - (4) The cleanup solvent usage for each month;
 - (5) The total VOC usage for each month; and
 - (6) The weight of VOCs emitted for each compliance period.
- (b) To document the compliance status with Conditions D.2.3 and D.2.7, the Permittee shall maintain a log of weekly overspray observations, and daily and monthly inspections.
- (c) Section C - General Record Keeping Requirements, contains the Permittee's obligations with regard to the records required by this condition.

D.2.9 Reporting Requirements

A quarterly summary of the information to document compliance with Conditions D.2.1(c) and D.2.2 shall be submitted using the reporting forms located at the end of this permit, or their equivalent, within thirty (30) days after the end of the quarter being reported. Section C - General Reporting contains the Permittee's obligation with regard to the reporting required by this condition. The report submitted by the Permittee does require the certification by the "responsible official" as defined by 326 IAC 2-7-1(34).

SECTION D.3

FACILITY OPERATION CONDITIONS

Facility Description [326 IAC 2-7-5(15)]: Grinding and Wood Working

- (a) One (1) grinding booth, identified as Grinding, constructed September 22, 1999, capacity: 900 pounds of fiberglass parts per hour, utilizing dry filters as particulate control, exhausting to stack G-1.
- (b) One (1) wood working facility, identified as Wood, capacity: 6.25 pounds per hour of wood, utilizing dry filters for particulate control. [326 IAC 6-3-2(e)(2)]

(The information describing the process contained in this facility description box is descriptive information and does not constitute enforceable conditions.)

Emission Limitations and Standards [326 IAC 2-7-5(1)]

D.3.1 Particulate [326 IAC 6-3-2]

- (a) The particulate emission rate from the grinding booth shall not exceed 2.40 pounds per hour when operating at a process weight rate of 900 pounds per hour.

The pounds per hour limitation was calculated with the following equation:

Interpolation of the data for the process weight rate up to sixty thousand (60,000) pounds per hour shall be accomplished by use of the equation:

$$E = 4.10 P^{0.67} \quad \text{where } E = \text{rate of emission in pounds per hour and} \\ P = \text{process weight rate in tons per hour}$$

- (b) Pursuant to 326 IAC 6-3-2(e)(2), the wood working facility, identified as Wood, with a process weight rate less than 100 pounds per hour, shall not exceed 0.551 pounds of PM per hour.

Compliance Determination Requirements

D.3.2 Particulate Control [326 IAC 2-7-6(6)]

In order to comply with Conditions D.3.1(a), the dry filters for particulate control shall be in operation and control emissions from the grinding booth and wood working facility at all times that these facilities are in operation.

SECTION E.1 FACILITY OPERATION CONDITIONS

Facility Description [326 IAC 2-7-5(15)]: Fiberglass Operations

- (a) Fiberglass operations consisting of:
- (1) One (1) gel booth, identified as Gel-1, constructed September 22, 1999, capacity: 173 pounds of gelcoat per hour, utilizing dry filters as particulate control, exhausting to stack Gel-1. This is an open molding process under 40 CFR 63, Subpart WWWW.
 - (2) One (1) chop booth, identified as C-1, constructed September 22, 1999, capacity: 500 pounds of resin per hour, utilizing dry filters as particulate control, exhausting to stack C-1. This is an open molding process under 40 CFR 63, Subpart WWWW.
 - (3) One (1) gel coating process, identified as Final Finish, constructed September 22, 1999, utilizing air-atomization and manual application, utilizing dry filters for particulate control, exhausting inside.. This is an open molding process under 40 CFR 63, Subpart WWWW.
 - (4) One (1) fiberglass process, identified as Mold Repair, constructed September 22, 1999, utilizing air-atomization application. This is an open molding process under 40 CFR 63, Subpart WWWW.

(The information describing the process contained in this facility description box is descriptive information and does not constitute enforceable conditions.)

E.1.1 General Provisions Relating to NESHAP Subpart WWWW [326 IAC 20-1] [40 CFR Part 63, Subpart A]

Pursuant to 40 CFR 63.5925, the Permittee shall comply with the provisions of 40 CFR Part 63, Subpart A – General Provisions, which are incorporated by reference as 326 IAC 20-1-1, as specified in Table 15 of 40 CFR Part 63, Subpart WWWW in accordance with schedule in 40 CFR 63, Subpart WWWW.

E.1.2 NESHAP Subpart WWWW [40 CFR Part 63, Subpart WWWW] [326 IAC 20-56]

The Permittee shall comply with the following provisions of 40 CFR 63, Subpart WWWW (included as Attachment A of the permit), which are incorporated by reference in 326 IAC 20-56, for the fiberglass operations (Gel-1, C-1, Final Finish Gel Coat Touch Up and Mold Repair), and equipment cleaning, cleaning of materials used in reinforced plastic composites manufacture and HAP-containing material storage:

- (1) 40 CFR 63.5780
- (2) 40 CFR 63.5785(a)
- (3) 40 CFR 63.5790(a),(b),(c)
- (4) 40 CFR 63.5795(b)
- (5) 40 CFR 63.5796
- (6) 40 CFR 63.5797(a),(b),(c)
- (7) 40 CFR 63.5798(a),(b)
- (8) 40 CFR 5799(b)(1),(b)(2),(c)
- (9) 40 CFR 63.5800
- (10) 40 CFR 63.5805(b),(g)
- (11) 40 CFR 63.5810(a),(b),(c),(d)
- (12) 40 CFR 63.5835(a),(c)
- (13) 40 CFR 63.5840
- (14) 40 CFR 63.5860(a)
- (15) 40 CFR 63.5895(c),(d)
- (16) 40 CFR 63.5900(a)(2),(a)(3),(a)(4),(b),(c)

- (17) 40 CFR 63.5905(a),(b)
- (18) 40 CFR 63.5910(a),(b),(c)(1),(c)(2),(c)(3),(c)(4),(c)(5),(d)(1),(d)(2),(g),(h),(i)
- (19) 40 CFR 43.5915(a),(c),(d)
- (20) 40 CFR 63.5920
- (21) 40 CFR 63.5925
- (22) 40 CFR 63.5930
- (23) 40 CFR 63.5935

SECTION E.2 FACILITY OPERATION CONDITIONS

Facility Description [326 IAC 2-7-5(15)]: Surface Coating

- (c) One (1) surface coating facility, identified as ACC, constructed in 2003, capacity: 0.40 motor homes per hour or an equivalent number of towed units, consisting of:
- (1) One (1) prep area, identified as Prep 1, for hand wiping parts with a solvent, exhausting inside. This is a plastic coating facility under 40 CFR 63, Subpart PPPP.
 - (2) One (1) coating area, identified as Spray Area 1, equipped with high volume, low pressure (HVLP) or spray guns at least as efficient, and air atomized spray guns for repairs only, utilizing dry filters for overspray control, exhausting to stacks S-1, S-2, S-3 and S-4. This is a plastic coating facility under 40 CFR 63, Subpart PPPP.
 - (3) One (1) coating area, identified as Spray Area 2, equipped with high volume, low pressure (HVLP) spray guns or spray guns at least as efficient, and air atomized spray guns for repairs only, utilizing dry filters for overspray control, exhausting to stacks S-3 and S-4. This is a plastic coating facility under 40 CFR 63, Subpart PPPP.
 - (4) One (1) repair area, identified as Repair 1, equipped with air atomized spray guns, exhausting inside, using less than five (5) gallons of coatings per day. This is a plastic coating facility under 40 CFR 63, Subpart PPPP.
- (d) One (1) coating area, identified as Spray Area 3, permitted in 2012, equipped with high volume, low pressure (HVLP) or spray guns at least as efficient, and air atomized spray guns for repairs only, utilizing dry filters for overspray control, exhausting to stack S-5. This is a plastic coating facility under 40 CFR 63, Subpart PPPP.

(The information describing the process contained in this facility description box is descriptive information and does not constitute enforceable conditions.)

E.2.1 General Provisions Relating to NESHAP Subpart PPPP [326 IAC 20-1] [40 CFR Part 63, Subpart A]

Pursuant to 40 CFR 63.4501, the Permittee shall comply with the provisions of 40 CFR Part 63, Subpart A – General Provisions, which are incorporated by reference as 326 IAC 20-1-1 for the one (1) surface coating facility (Prep 1, Spray Area 1, Spray Area 2, Repair 1, Spray Area 3) as specified in Table 2 of 40 CFR Part 63, Subpart PPPP in accordance with schedule in 40 CFR 63, Subpart PPPP.

E.2.2 NESHAP Subpart PPPP [40 CFR Part 63, Subpart PPPP] [326 IAC 20-81]

The Permittee shall comply with the following provisions of 40 CFR Part 63, PPPP (included as Attachment B of the permit), which are incorporated by reference as 326 IAC 20-81 for the one (1) surface coating facility (Prep 1, Spray Area 1, Spray Area 2, Repair 1, Spray Area 3) as specified as follows.

- (1) 40 CFR 63.4480
- (2) 40 CFR 63.4481(a),(b),(c)(6)
- (3) 40 CFR 63.4482(a),(b),(c)
- (4) 40 CFR 63.4483(a)(1),(d)
- (5) 40 CFR 63.4490(a),(c)
- (6) 40 CFR 63.4491(b)
- (7) 40 CFR 63.4492(a)
- (8) 40 CFR 63.4493(a),(c)

- (9) 40 CFR 63.4500(a)(1),(b)
- (10) 40 CFR 63.4501
- (11) 40 CFR 63.4510
- (12) 40 CFR 63.4520(a)
- (13) 40 CFR 63.4530
- (14) 40 CFR 63.4531
- (15) 40 CFR 53.4550
- (16) 40 CFR 63.4551
- (17) 40 CFR 63.4552
- (18) 40 CFR 63.4580
- (19) 40 CFR 63.4581

**INDIANA DEPARTMENT OF ENVIRONMENTAL MANAGEMENT
OFFICE OF AIR QUALITY**

**PART 70 OPERATING PERMIT
CERTIFICATION**

Source Name: Altec Engineering, LLC
Source Address: 2944 Gateway Drive, Elkhart, Indiana 46515
Part 70 Permit No.: T 039-21736-00519

This certification shall be included when submitting monitoring, testing reports/results or other documents as required by this permit.

Please check what document is being certified:

- Annual Compliance Certification Letter
- Test Result (specify) _____
- Report (specify) _____
- Notification (specify) _____
- Affidavit (specify) _____
- Other (specify) _____

I certify that, based on information and belief formed after reasonable inquiry, the statements and information in the document are true, accurate, and complete.

Signature:

Printed Name:

Title/Position:

Phone:

Date:

**INDIANA DEPARTMENT OF ENVIRONMENTAL MANAGEMENT
OFFICE OF AIR QUALITY
COMPLIANCE AND ENFORCEMENT BRANCH
100 North Senate Avenue
MC61-53 IGCN 1003
Indianapolis, Indiana 46204-2251
Phone: 317-233-0178
Fax: 317-233-6865**

**PART 70 OPERATING PERMIT
EMERGENCY OCCURRENCE REPORT**

Source Name: Altec Engineering, LLC
Source Address: 2944 Gateway Drive, Elkhart, Indiana 46515
Part 70 Permit No.: T 039-21736-00519

This form consists of 2 pages

Page 1 of 2

<input type="checkbox"/> This is an emergency as defined in 326 IAC 2-7-1(12)
X The Permittee must notify the Office of Air Quality (OAQ), within four (4) business hours (1-800-451-6027 or 317-233-0178, ask for Compliance Section); and
X The Permittee must submit notice in writing or by facsimile within two (2) working days (Facsimile Number: 317-233-6865), and follow the other requirements of 326 IAC 2-7-16.

If any of the following are not applicable, mark N/A

Facility/Equipment/Operation:
Control Equipment:
Permit Condition or Operation Limitation in Permit:
Description of the Emergency:
Describe the cause of the Emergency:

If any of the following are not applicable, mark N/A

Page 2 of 2

Date/Time Emergency started:
Date/Time Emergency was corrected:
Was the facility being properly operated at the time of the emergency? Y N Describe:
Type of Pollutants Emitted: TSP, PM-10, SO ₂ , VOC, NO _x , CO, Pb, other:
Estimated amount of pollutant(s) emitted during emergency:
Describe the steps taken to mitigate the problem:
Describe the corrective actions/response steps taken:
Describe the measures taken to minimize emissions:
If applicable, describe the reasons why continued operation of the facilities are necessary to prevent imminent injury to persons, severe damage to equipment, substantial loss of capital investment, or loss of product or raw materials of substantial economic value:

Form Completed by: _____
Title / Position: _____
Date: _____
Phone: _____

A certification is not required for this report.

**INDIANA DEPARTMENT OF ENVIRONMENTAL MANAGEMENT
OFFICE OF AIR QUALITY
COMPLIANCE AND ENFORCEMENT BRANCH**

Part 70 Quarterly Report

Source Name: Altec Engineering, LLC
Source Address: 2944 Gateway Drive, Elkhart, Indiana 46515
Part 70 Permit No.: T 039-21736-00519
Facilities: Fiberglass Operations (Gel-1, C-1, Final Finish and Mold Repair).
Parameter: Volatile Organic Hazardous Air Pollutant (VHAP) usage.
Limit: Less than one hundred (100) tons per twelve (12) consecutive month period with compliance determined at the end of each month.

YEAR: _____

Month	VHAPs (tons)	VHAPs (tons)	VHAPs (tons)
	This Month	Previous 11 Months	12 Month Total

- No deviation occurred in this month.
- Deviation/s occurred in this month.
Deviation has been reported on: _____

Submitted by: _____

Title/Position: _____

Signature: _____

Date: _____

Phone: _____

Attach a signed certification to complete this report.

**INDIANA DEPARTMENT OF ENVIRONMENTAL MANAGEMENT
OFFICE OF AIR QUALITY
COMPLIANCE AND ENFORCEMENT BRANCH**

Part 70 Quarterly Report

Source Name: Altec Engineering, LLC
Source Address: 2944 Gateway Drive, Elkhart, Indiana 46515
Part 70 Permit No.: T 039-21736-00519
Facility: Surface coating facility (Prep 1, Spray Area 1, Spray Area 2, Repair 1).
Parameter: Volatile Organic Compound (VOC) usage.
Limit: No more than fifty (50) tons per twelve (12) consecutive month period with compliance determined at the end of each month.

YEAR: _____

Month	VOC (tons)	VOC (tons)	VOC (tons)
	This Month	Previous 11 Months	12 Month Total

- No deviation occurred in this month.
- Deviation/s occurred in this month.
Deviation has been reported on: _____

Submitted by: _____
Title/Position: _____
Signature: _____
Date: _____
Phone: _____

Attach a signed certification to complete this report.

**INDIANA DEPARTMENT OF ENVIRONMENTAL MANAGEMENT
OFFICE OF AIR QUALITY
COMPLIANCE AND ENFORCEMENT BRANCH**

Part 70 Quarterly Report

Source Name: Altec Engineering, LLC
Source Address: 2944 Gateway Drive, Elkhart, Indiana 46515
Part 70 Permit No.: T 039-21736-00519
Facility: Spray Area 3
Parameter: Volatile Organic Compound (VOC) usage.
Limit: Less than 25 tons per twelve (12) consecutive month period with compliance determined at the end of each month.

YEAR: _____

Month	VOC (tons)	VOC (tons)	VOC (tons)
	This Month	Previous 11 Months	12 Month Total

- No deviation occurred in this month.
- Deviation/s occurred in this month.
Deviation has been reported on: _____

Submitted by: _____
Title/Position: _____
Signature: _____
Date: _____
Phone: _____

Attach a signed certification to complete this report.

**INDIANA DEPARTMENT OF ENVIRONMENTAL MANAGEMENT
 OFFICE OF AIR QUALITY
 COMPLIANCE AND ENFORCEMENT BRANCH**

**PART 70 OPERATING PERMIT
 QUARTERLY DEVIATION AND COMPLIANCE MONITORING REPORT**

Source Name: Altec Engineering, LLC
 Source Address: 2944 Gateway Drive, Elkhart, Indiana 46515
 Part 70 Permit No.: T 039-21736-00519

Months: _____ **to** _____ **Year:** _____

<p>This report shall be submitted quarterly based on a calendar year. Any deviation from the requirements, the date(s) of each deviation, the probable cause of the deviation, and the response steps taken must be reported. A deviation required to be reported pursuant to an applicable requirement that exists independent of the permit, shall be reported according to the schedule stated in the applicable requirement and does not need to be included in this report. Additional pages may be attached if necessary. If no deviations occurred, please specify in the box marked "No deviations occurred this reporting period".</p>	
<input type="checkbox"/> NO DEVIATIONS OCCURRED THIS REPORTING PERIOD.	
<input type="checkbox"/> THE FOLLOWING DEVIATIONS OCCURRED THIS REPORTING PERIOD	
Permit Requirement (specify permit condition #)	
Date of Deviation:	Duration of Deviation:
Number of Deviations:	
Probable Cause of Deviation:	
Response Steps Taken:	
Permit Requirement (specify permit condition #)	
Date of Deviation:	Duration of Deviation:
Number of Deviations:	
Probable Cause of Deviation:	
Response Steps Taken:	

Permit Requirement (specify permit condition #)	
Date of Deviation:	Duration of Deviation:
Number of Deviations:	
Probable Cause of Deviation:	
Response Steps Taken:	
Permit Requirement (specify permit condition #)	
Date of Deviation:	Duration of Deviation:
Number of Deviations:	
Probable Cause of Deviation:	
Response Steps Taken:	
Permit Requirement (specify permit condition #)	
Date of Deviation:	Duration of Deviation:
Number of Deviations:	
Probable Cause of Deviation:	
Response Steps Taken:	

Form Completed By: _____

Title/Position: _____

Date: _____

Phone: _____

Attach a signed certification to complete this report.

Attachment A

Source Name:	Altec Engineering, Inc.
Source Location:	2944 Gateway Drive, Elkhart, IN 46515
County:	Elkhart
SIC Code:	7389
Operation Permit No.:	T039-21736-00519

Title 40: Protection of Environment

PART 63—NATIONAL EMISSION STANDARDS FOR HAZARDOUS AIR POLLUTANTS FOR SOURCE CATEGORIES

Subpart WWWW—National Emissions Standards for Hazardous Air Pollutants: Reinforced Plastic Composites Production

Source: 68 FR 19402, Apr. 21, 2003, unless otherwise noted.

What This Subpart Covers

§ 63.5780 What is the purpose of this subpart?

This subpart establishes national emissions standards for hazardous air pollutants (NESHAP) for reinforced plastic composites production. This subpart also establishes requirements to demonstrate initial and continuous compliance with the hazardous air pollutants (HAP) emissions standards.

§ 63.5785 Am I subject to this subpart?

(a) You are subject to this subpart if you own or operate a reinforced plastic composites production facility that is located at a major source of HAP emissions. Reinforced plastic composites production is limited to operations in which reinforced and/or nonreinforced plastic composites or plastic molding compounds are manufactured using thermoset resins and/or gel coats that contain styrene to produce plastic composites. The resins and gel coats may also contain materials designed to enhance the chemical, physical, and/or thermal properties of the product. Reinforced plastic composites production also includes cleaning, mixing, HAP-containing materials storage, and repair operations associated with the production of plastic composites.

(b) You are not subject to this subpart if your facility only repairs reinforced plastic composites. Repair includes the non-routine manufacture of individual components or parts intended to repair a larger item as defined in §63.5935

(c) You are not subject to this subpart if your facility is a research and development facility as defined in section 112(c)(7) of the Clean Air Act (CAA).

(d) You are not subject to this subpart if your reinforced plastic composites operations use less than 1.2 tons per year (tpy) of thermoset resins and gel coats that contain styrene combined.

§ 63.5787 What if I also manufacture fiberglass boats or boat parts?

(a) If your source meets the applicability criteria in §63.5785, and is not subject to the Boat Manufacturing NESHAP (40 CFR part 63, subpart VVVV), you are subject to this subpart regardless of the final use of the parts you manufacture.

(b) If your source is subject to 40 CFR part 63, subpart VVVV, and all the reinforced plastic composites you manufacture are used in manufacturing your boats, you are not subject to this subpart.

(c) If you are subject to 40 CFR part 63, subpart VVVV, and meet the applicability criteria in §63.5785, and produce reinforced plastic composites that are not used in fiberglass boat manufacture at your facility, all operations associated with the manufacture of the reinforced plastic composites parts that are not used in fiberglass boat manufacture at your facility are subject to this subpart, except as noted in paragraph (d) of this section.

(d) Facilities potentially subject to both this subpart and 40 CFR part 63, subpart VVVV may elect to have the operations in paragraph (c) of this section covered by 40 CFR part 63, subpart VVVV, in lieu of this subpart, if they can demonstrate that this will not result in any organic HAP emissions increase compared to complying with this subpart.

§ 63.5790 What parts of my plant does this subpart cover?

(a) This subpart applies to each new or existing affected source at reinforced plastic composites production facilities.

(b) The affected source consists of all parts of your facility engaged in the following operations: Open molding, closed molding, centrifugal casting, continuous lamination, continuous casting, polymer casting, pultrusion, sheet molding compound (SMC) manufacturing, bulk molding compound (BMC) manufacturing, mixing, cleaning of equipment used in reinforced plastic composites manufacture, HAP-containing materials storage, and repair operations on parts you also manufacture.

(c) The following operations are specifically excluded from any requirements in this subpart: application of mold sealing and release agents; mold stripping and cleaning; repair of parts that you did not manufacture, including non-routine manufacturing of parts; personal activities that are not part of the manufacturing operations (such as hobby shops on military bases); prepreg materials as defined in §63.5935; non-gel coat surface coatings; application of putties, polyputties, and adhesives; repair or production materials that do not contain resin or gel coat; research and development operations as defined in section 112(c)(7) of the CAA; polymer casting; and closed molding operations (except for compression/injection molding). Note that the exclusion of certain operations from any requirements applies only to operations specifically listed in this paragraph. The requirements for any co-located operations still apply.

(d) Production resins that must meet military specifications are allowed to meet the organic HAP limit contained in that specification. In order for this exemption to be used, you must supply to the permitting authority the specifications certified as accurate by the military procurement officer, and those specifications must state a requirement for a specific resin, or a specific resin HAP content. Production resins for which this exemption is used must be applied with nonatomizing resin application equipment unless you can demonstrate this is infeasible. You must keep a record of the resins for which you are using this exemption.

[68 FR 19402, Apr. 21, 2003, as amended at 70 FR 50124, Aug. 25, 2005]

§ 63.5795 How do I know if my reinforced plastic composites production facility is a new affected source or an existing affected source?

(a) A reinforced plastic composites production facility is a new affected source if it meets all the criteria in paragraphs (a)(1) and (2) of this section.

(1) You commence construction of the source after August 2, 2001.

(2) You commence construction, and no other reinforced plastic composites production source exists at that site.

(b) For the purposes of this subpart, an existing affected source is any affected source that is not a new affected source.

[70 FR 50124, Aug. 25, 2005]

Calculating Organic HAP Emissions Factors for Open Molding and Centrifugal Casting

§ 63.5796 What are the organic HAP emissions factor equations in Table 1 to this subpart, and how are they used in this subpart?

Emissions factors are used in this subpart to determine compliance with certain organic HAP emissions limits in Tables 3 and 5 to this subpart. You may use the equations in Table 1 to this subpart to calculate your emissions factors. Equations are available for each open molding operation and centrifugal casting operation and have units of pounds of organic HAP emitted per ton (lb/ton) of resin or gel coat applied. These equations are intended to provide a method for you to demonstrate compliance without the need to conduct for a HAP emissions test. In lieu of these equations, you can elect to use site-specific organic HAP emissions factors to demonstrate compliance provided your site-specific organic HAP emissions factors are incorporated in the facility's air emissions permit and are based on actual facility HAP emissions test data. You may also use the organic HAP emissions factors calculated using the equations in Table 1 to this subpart, combined with resin and gel coat use data, to calculate your organic HAP emissions.

§ 63.5797 How do I determine the organic HAP content of my resins and gel coats?

In order to determine the organic HAP content of resins and gel coats, you may rely on information provided by the material manufacturer, such as manufacturer's formulation data and material safety data sheets (MSDS), using the procedures specified in paragraphs (a) through (c) of this section, as applicable.

(a) Include in the organic HAP total each organic HAP that is present at 0.1 percent by mass or more for Occupational Safety and Health Administration-defined carcinogens, as specified in 29 CFR 1910.1200(d)(4) and at 1.0 percent by mass or more for other organic HAP compounds.

(b) If the organic HAP content is provided by the material supplier or manufacturer as a range, you must use the upper limit of the range for determining compliance. If a separate measurement of the total organic HAP content, such as an analysis of the material by EPA Method 311 of appendix A to 40 CFR part 63, exceeds the upper limit of the range of the total organic HAP content provided by the material supplier or manufacturer, then you must use the measured organic HAP content to determine compliance.

(c) If the organic HAP content is provided as a single value, you may use that value to determine compliance. If a separate measurement of the total organic HAP content is made and is less than 2 percentage points higher than the value for total organic HAP content provided by the material supplier or manufacturer, then you still may use the provided value to demonstrate compliance. If the measured total organic HAP content exceeds the provided value by 2 percentage points or more, then you must use the measured organic HAP content to determine compliance.

§ 63.5798 What if I want to use, or I manufacture, an application technology (new or existing) whose organic HAP emissions characteristics are not represented by the equations in Table 1 to this subpart?

If you wish to use a resin or gel coat application technology (new or existing), whose emission characteristics are not represented by the equations in Table 1 to this subpart, you may use the procedures in paragraphs (a) or (b) of this section to establish an organic HAP emissions factor. This organic HAP emissions factor may then be used to determine compliance with the emission limits in this subpart, and to calculate facility organic HAP emissions.

(a) Perform an organic HAP emissions test to determine a site-specific organic HAP emissions factor using the test procedures in §63.5850.

(b) Submit a petition to the Administrator for administrative review of this subpart. This petition must contain a description of the resin or gel coat application technology and supporting organic HAP emissions test data obtained using EPA test methods or their equivalent. The emission test data should be obtained using a range of resin or gel coat HAP contents to demonstrate the effectiveness of the technology under the different conditions, and to demonstrate that the technology will be effective at different sites. We will review the submitted data, and, if appropriate, update the equations in Table 1 to this subpart.

§ 63.5799 How do I calculate my facility's organic HAP emissions on a tpy basis for purposes of determining which paragraphs of §63.5805 apply?

To calculate your facility's organic HAP emissions in tpy for purposes of determining which paragraphs in §63.5805 apply to you, you must use the procedures in either paragraph (a) of this section for new facilities prior to startup, or paragraph (b) of this section for existing facilities and new facilities after startup. You are not required to calculate or report emissions under this section if you are an existing facility that does not have centrifugal casting or continuous lamination/casting operations, or a new facility that does not have any of the following operations: Open molding, centrifugal casting, continuous lamination/casting, pultrusion, SMC and BMC manufacturing, and mixing. Emissions calculation and emission reporting procedures in other sections of this subpart still apply. Calculate organic HAP emissions prior to any add-on control device, and do not include organic HAP emissions from any resin or gel coat used in operations subject to the Boat Manufacturing NESHAP, 40 CFR part 63, subpart VVVV, or from the manufacture of large parts as defined in §63.5805(d)(2). For centrifugal casting operations at existing facilities, do not include any organic HAP emissions where resin or gel coat is applied to an open centrifugal mold using open molding application techniques. Table 1 and the Table 1 footnotes to this subpart present more information on calculating centrifugal casting organic HAP emissions. The timing and reporting of these calculations is discussed in paragraph (c) of this section.

(a) For new facilities prior to startup, calculate a weighted average organic HAP emissions factor for the operations specified in §63.5805(c) and (d) on a lbs/ton of resin and gel coat basis. Base the weighted average on your projected operation for the 12 months subsequent to facility startup. Multiply the weighted average organic HAP emissions factor by projected resin use over the same period. You may calculate your organic HAP emissions factor based on the factors in Table 1 to this subpart, or you may use any HAP emissions factor approved by us, such as factors from the "Compilation of Air Pollutant Emissions Factors, Volume I: Stationary Point and Area Sources (AP-42)," or organic HAP emissions test data from similar facilities.

(b) For existing facilities and new facilities after startup, you may use the procedures in either paragraph (b)(1) or (2) of this section. If the emission factors for an existing facility have changed over the period of time prior to their initial compliance date due to incorporation of pollution-prevention control techniques, existing facilities may base the average emission factor on their operations as they exist on the compliance date. If an existing facility has accepted an enforceable permit limit that would result in less than 100 tpy of HAP measured prior to any add-on controls, and can demonstrate that they will operate at that level subsequent to the compliance date, they can be deemed to be below the 100 tpy threshold.

(1) *Use a calculated emission factor.* Calculate a weighted average organic HAP emissions factor on a lbs/ton of resin and gel coat basis. Base the weighted average on the prior 12 months of operation. Multiply the weighted average organic HAP emissions factor by resin and gel coat use over the same period. You may calculate this organic HAP emissions factor based on the equations in Table 1 to this subpart, or you may use any organic HAP emissions factor approved by us, such as factors from AP-42, or site-specific organic HAP emissions factors if they are supported by HAP emissions test data.

(2) *Conduct performance testing.* Conduct performance testing using the test procedures in §63.5850 to determine a site-specific organic HAP emissions factor in units of lbs/ton of resin and gel coat used. Conduct the test under conditions expected to result in the highest possible organic HAP emissions. Multiply this factor by annual resin and gel coat use to determine annual organic HAP emissions. This calculation must be repeated and reported annually.

(c) Existing facilities must initially perform this calculation based on their 12 months of operation prior to April 21, 2003, and include this information with their initial notification report. Existing facilities must repeat the calculation based on their resin and gel coat use in the 12 months prior to their initial compliance date, and submit this information with their initial compliance report. After their initial compliance date, existing and new facilities must recalculate organic HAP emissions over the 12-month period ending June 30 or December 31, whichever date is the first date following their compliance date specified in §63.5800. Subsequent calculations should cover the periods in the semiannual compliance reports.

[68 FR 19402, Apr. 21, 2003, as amended at 70 FR 50124, Aug. 25, 2005]

Compliance Dates and Standards

§ 63.5800 When do I have to comply with this subpart?

You must comply with the standards in this subpart by the dates specified in Table 2 to this subpart. Facilities meeting an organic HAP emissions standard based on a 12-month rolling average must begin collecting data on the compliance date in order to demonstrate compliance.

§ 63.5805 What standards must I meet to comply with this subpart?

You must meet the requirements of paragraphs (a) through (h) of this section that apply to you. You may elect to comply using any options to meet the standards described in §§63.5810 through 63.5830. Use the procedures in §63.5799 to determine if you meet or exceed the 100 tpy threshold.

(a) If you have an existing facility that has any centrifugal casting or continuous casting/lamination operations, you must meet the requirements of paragraph (a)(1) or (2) of this section:

(1) If the combination of all centrifugal casting and continuous lamination/casting operations emit 100 tpy or more of HAP, you must reduce the total organic HAP emissions from centrifugal casting and continuous lamination/casting operations by at least 95 percent by weight. As an alternative to meeting the 95 percent by weight requirement, centrifugal casting operations may meet the applicable organic HAP emissions limits in Table 5 to this subpart and continuous lamination/casting operations may meet an organic HAP emissions limit of 1.47 lbs/ton of neat resin plus and neat gel coat plus applied. For centrifugal casting, the percent reduction requirement does not apply to organic HAP emissions that occur during resin application onto an open centrifugal casting mold using open molding application techniques.

(2) If the combination of all centrifugal casting and continuous lamination/casting operations emit less than 100 tpy of HAP, then centrifugal casting and continuous lamination/casting operations must meet the appropriate requirements in Table 3 to this subpart.

(b) All operations at existing facilities not listed in paragraph (a) of this section must meet the organic HAP emissions limits in Table 3 to this subpart and the work practice standards in Table 4 to this subpart that apply, regardless of the quantity of HAP emitted.

(c) If you have a new facility that emits less than 100 tpy of HAP from the combination of all open molding, centrifugal casting, continuous lamination/casting, pultrusion, SMC manufacturing, mixing, and BMC manufacturing, you must meet the organic HAP emissions limits in Table 3 to this subpart and the work practice standards in Table 4 to this subpart that apply to you.

(d)(1) Except as provided in paragraph (d)(2) of this section, if you have a new facility that emits 100 tpy or more of HAP from the combination of all open molding, centrifugal casting, continuous lamination/casting, pultrusion, SMC manufacturing, mixing, and BMC manufacturing, you must reduce the total organic HAP emissions from these operations by at least 95 percent by weight and meet any applicable work practice standards in Table 4 to this subpart that apply to you. As an alternative to meeting 95 percent by weight, you may meet the organic HAP emissions limits in Table 5 to this subpart. If you have a continuous lamination/casting operation, that operation may alternatively meet an organic HAP emissions limit of 1.47 lbs/ton of neat resin plus and neat gel coat plus applied.

(2)(i) If your new facility manufactures large reinforced plastic composites parts using open molding or pultrusion operations, the specific open molding and pultrusion operations used to produce large parts are not required to reduce HAP emissions by 95 weight percent, but must meet the emission limits in Table 3 to this subpart.

(ii) A large open molding part is defined as a part that, when the final finished part is enclosed in the smallest rectangular six-sided box into which the part can fit, the total interior volume of the box exceeds 250 cubic feet, or any interior sides of the box exceed 50 square feet.

(iii) A large pultruded part is a part that exceeds an outside perimeter of 24 inches or has more than 350 reinforcements.

(e) If you have a new or existing facility subject to paragraph (a)(2) or (c) of this section at its initial compliance date that subsequently meets or exceeds the 100 tpy threshold in any calendar year, you must notify your permitting authority in your compliance report. You may at the same time request a one-time exemption from the requirements of paragraph (a)(1) or (d) of this section in your compliance report if you can demonstrate all of the following:

(1) The exceedance of the threshold was due to circumstances that will not be repeated.

(2) The average annual organic HAP emissions from the potentially affected operations for the last 3 years were below 100 tpy.

(3) Projected organic HAP emissions for the next calendar year are below 100 tpy, based on projected resin and gel coat use and the HAP emission factors calculated according to the procedures in §63.5799.

(f) If you apply for an exemption in paragraph (e) of this section and subsequently exceed the HAP emission thresholds specified in paragraph (a)(2) or (c) of this section over the next 12-month period, you must notify the permitting authority in your semiannual report, the exemption is removed, and your facility must comply with paragraph (a)(1) or (d) of this section within 3 years from the time your organic HAP emissions first exceeded the threshold.

(g) If you have repair operations subject to this subpart as defined in §63.5785, these repair operations must meet the requirements in Tables 3 and 4 to this subpart and are not required to meet the 95 percent organic HAP emissions reduction requirements in paragraph (a)(1) or (d) of this section.

(h) If you use an add-on control device to comply with this subpart, you must meet all requirements contained in 40 CFR part 63, subpart SS.

[70 FR 50124, Aug. 25, 2005]

Options for Meeting Standards

§ 63.5810 What are my options for meeting the standards for open molding and centrifugal casting operations at new and existing sources?

You must use one of the following methods in paragraphs (a) through (d) of this section to meet the standards for open molding or centrifugal casting operations in Table 3 or 5 to this subpart. You may use any control method that reduces organic HAP emissions, including reducing resin and gel coat organic HAP content, changing to nonatomized mechanical application, using covered curing techniques, and routing part or all of your emissions to an add-on control. You may use different compliance options for the different operations listed in Table 3 or 5 to this subpart. The necessary calculations must be completed within 30 days after the end of each month. You may switch between the compliance options in paragraphs (a) through (d) of this section. When you change to an option based on a 12-month rolling average, you must base the average on the previous 12 months of data calculated using the compliance option you are changing to, unless you were previously using an option that did not require you to maintain records of resin and gel coat use. In this case, you must immediately begin collecting resin and gel coat use data and demonstrate compliance 12 months after changing options.

(a) *Demonstrate that an individual resin or gel coat, as applied, meets the applicable emission limit in Table 3 or 5 to this subpart.* (1) Calculate your actual organic HAP emissions factor for each different process stream within each operation type. A process stream is defined as each individual combination of resin or gel coat, application technique, and control technique. Process streams within operations types are considered different from each other if any of the following four characteristics vary: the neat resin plus or neat gel coat plus organic HAP content, the gel coat type, the application technique, or the control technique. You must calculate organic HAP emissions factors for each different process stream by using the appropriate equations in Table 1 to this subpart for open molding and for centrifugal casting, or site-specific organic HAP emissions factors discussed in §63.5796. The emission factor calculation should include any and all emission reduction techniques used including any add-on controls. If you are using vapor suppressants to reduce HAP emissions, you must determine the vapor suppressant effectiveness (VSE) by conducting testing according to the procedures specified in appendix A to subpart WWWW of 40 CFR part 63. If you are using an add-on control device to reduce HAP emissions, you must determine the add-on control factor by conducting capture and control efficiency testing using the procedures specified in §63.5850. The organic HAP emissions factor calculated from the equations in Table 1 to this subpart, or a site-specific emissions factor, is multiplied by the add-on control factor to calculate the organic HAP emissions factor after control. Use Equation 1 of this section to calculate the add-on control factor used in the organic HAP emissions factor equations.

$$\text{Add-on Control Factor} = 1 - \frac{\% \text{ Control Efficiency}}{100} \quad (\text{Eq. 1})$$

Where:

Percent Control Efficiency=a value calculated from organic HAP emissions test measurements made according to the requirements of §63.5850 to this subpart.

(2) If the calculated emission factor is less than or equal to the appropriate emission limit, you have demonstrated that this process stream complies with the emission limit in Table 3 to this subpart. It is not necessary that all your process streams, considered individually, demonstrate compliance to use this option for some process streams. However, for any individual resin or gel coat you use, if any of the process streams that include that resin or gel coat are to be used in any averaging calculations described in paragraphs (b) through (d) of this section, then all process streams using that individual resin or gel coat must be included in the averaging calculations.

(b) *Demonstrate that, on average, you meet the individual organic HAP emissions limits for each combination of operation type and resin application method or gel coat type.* Demonstrate that on average you meet the individual organic HAP emissions limits for each unique combination of operation type and resin application method or gel coat type shown in Table 3 to this subpart that applies to you.

(1)(i) Group the process streams described in paragraph (a) to this section by operation type and resin application method or gel coat type listed in Table 3 to this subpart and then calculate a weighted average emission factor based on the amounts of each individual resin or gel coat used for the last 12 months. To do this, sum the product of each individual organic HAP emissions factor calculated in paragraph (a)(1) of this section and the amount of neat resin plus and neat gel coat plus usage that corresponds to the individual factors and divide the numerator by the total amount of neat resin plus and neat gel coat plus used in that operation type as shown in Equation 2 of this section.

$$\text{Average organic HAP Emissions Factor} = \frac{\sum_{i=1}^n (\text{Actual Process Stream } EF_i * \text{Material}_i)}{\sum_{i=1}^n \text{Material}_i} \quad (\text{Eq. 2})$$

Where:

Actual Process Stream EF_i =actual organic HAP emissions factor for process stream i , lbs/ton;

Material_i =neat resin plus or neat gel coat plus used during the last 12 calendar months for process stream i , tons;

n =number of process streams where you calculated an organic HAP emissions factor.

(ii) You may, but are not required to, include process streams where you have demonstrated compliance as described in paragraph (a) of this section, subject to the limitations described in paragraph (a)(2) of this section, and you are not required to and should not include process streams for which you will demonstrate compliance using the procedures in paragraph (d) of this section.

(2) Compare each organic HAP emissions factor calculated in paragraph (b)(1) of this section with its corresponding organic HAP emissions limit in Table 3 or 5 to this subpart. If all emissions factors are equal to or less than their corresponding emission limits, then you are in compliance.

(c) *Demonstrate compliance with a weighted average emission limit.* Demonstrate each month that you meet each weighted average of the organic HAP emissions limits in Table 3 or 5 to this subpart that apply to you. When using this option, you must demonstrate compliance with the weighted average organic HAP emissions limit for all your open molding operations, and then separately demonstrate compliance with the weighted average organic HAP emissions limit for all your centrifugal casting operations. Open molding operations and centrifugal casting operations may not be averaged with each other.

(1) Each month calculate the weighted average organic HAP emissions limit for all open molding operations and the weighted average organic HAP emissions limit for all centrifugal casting operations for your facility for the last 12-month period to determine the organic HAP emissions limit you must meet. To do this, multiply the individual organic HAP emissions limits in Table 3 or 5 to this subpart for each open molding (centrifugal casting) operation type by the amount of neat resin plus or neat gel coat plus used in the last 12 months for each open molding (centrifugal casting) operation type, sum these results, and then divide this sum by the total amount of neat resin plus and neat gel coat plus used in open molding (centrifugal casting) over the last 12 months as shown in Equation 3 of this section.

$$\text{Weighted Average Emission Limit} = \frac{\sum_{i=1}^n (EL_i * \text{Material}_i)}{\sum_{i=1}^n \text{Material}_i} \quad (\text{Eq. 3})$$

Where:

EL_i =organic HAP emissions limit for operation type i, lbs/ton from Tables 3 or 5 to this subpart;

Material_i =neat resin plus or neat gel coat plus used during the last 12-month period for operation type i, tons;

n=number of operations.

(2) Each month calculate your weighted average organic HAP emissions factor for open molding and centrifugal casting. To do this, multiply your actual open molding (centrifugal casting) operation organic HAP emissions factors calculated in paragraph (b)(1) of this section and the amount of neat resin plus and neat gel coat plus used in each open molding (centrifugal casting) operation type, sum the results, and divide this sum by the total amount of neat resin plus and neat gel coat plus used in open molding (centrifugal casting) operations as shown in Equation 4 of this section.

$$\text{Actual Weighted Average organic HAP Emissions Factor} = \frac{\sum_{i=1}^n (\text{Actual Operation } EF_i * \text{Material}_i)}{\sum_{i=1}^n \text{Material}_i} \quad (\text{Eq. 4})$$

Where:

Actual Individual EF_i =Actual organic HAP emissions factor for operation type i, lbs/ton;

Material_i =neat resin plus or neat gel coat plus used during the last 12 calendar months for operation type i, tons;

n=number of operations.

(3) Compare the values calculated in paragraphs (c)(1) and (2) of this section. If each 12-month rolling average organic HAP emissions factor is less than or equal to the corresponding 12-month rolling average organic HAP emissions limit, then you are in compliance.

(d) *Meet the organic HAP emissions limit for one application method and use the same resin(s) for all application methods of that resin type.* This option is limited to resins of the same type. The resin types for which this option may be used are noncorrosion-resistant, corrosion-resistant and/or high strength, and tooling.

(1) For any combination of manual resin application, mechanical resin application, filament application, or centrifugal casting, you may elect to meet the organic HAP emissions limit for any one of these application methods and use the same resin in all of the resin application methods listed in this paragraph (d)(1). Table 7 to this subpart presents the possible combinations based on a facility selecting the application process that results in the highest allowable organic HAP content resin. If the resin organic HAP content is below the applicable value shown in Table 7 to this subpart, the resin is in compliance.

(2) You may also use a weighted average organic HAP content for each application method described in paragraph (d)(1) of this section. Calculate the weighted average organic HAP content monthly. Use Equation 2 in paragraph (b)(1) of this section except substitute organic HAP content for organic HAP emissions factor. You are in compliance if the weighted average organic HAP content based on the last 12 months of resin use is less than or equal to the applicable organic HAP contents in Table 7 to this subpart.

(3) You may simultaneously use the averaging provisions in paragraph (b) or (c) of this section to demonstrate compliance for any operations and/or resins you do not include in your compliance demonstrations in paragraphs (d)(1) and (2) of this section. However, any resins for which you claim compliance under the option in paragraphs (d)(1) and (2) of this section may not be included in any of the averaging calculations described in paragraph (b) or (c) of this section.

(4) You do not have to keep records of resin use for any of the individual resins where you demonstrate compliance under the option in paragraph (d)(1) of this section unless you elect to include that resin in the averaging calculations described in paragraph (d)(2) of this section.

[70 FR 50125, Aug. 25, 2005]

§ 63.5820 What are my options for meeting the standards for continuous lamination/casting operations?

You must use one or more of the options in paragraphs (a) through (d) of this section to meet the standards in §63.5805. Use the calculation procedures in §§63.5865 through 63.5890.

(a) *Compliant line option.* Demonstrate that each continuous lamination line and each continuous casting line complies with the applicable standard.

(b) *Averaging option.* Demonstrate that all continuous lamination and continuous casting lines combined, comply with the applicable standard.

(c) *Add-on control device option.* If your operation must meet the 58.5 weight percent organic HAP emissions reduction limit in Table 3 to this subpart, you have the option of demonstrating that you achieve 95 percent reduction of all wet-out area organic HAP emissions.

(d) *Combination option.* Use any combination of options in paragraphs (a) and (b) of this section or, for affected sources at existing facilities, any combination of options in paragraphs (a), (b), and (c) of this section (in which one or more lines meet the standards on their own, two or more lines averaged together meet the standards, and one or more lines have their wet-out areas controlled to a level of 95 percent).

§ 63.5830 What are my options for meeting the standards for pultrusion operations subject to the 60 weight percent organic HAP emissions reductions requirement?

You must use one or more of the options in paragraphs (a) through (e) of this section to meet the 60 weight percent organic HAP emissions limit in Table 3 to this subpart, as required in §63.5805.

(a) Achieve an overall reduction in organic HAP emissions of 60 weight percent by capturing the organic HAP emissions and venting them to a control device or any combination of control devices. Conduct capture and destruction efficiency testing as specified in 63.5850 to this subpart to determine the percent organic HAP emissions reduction.

(b) Design, install, and operate wet area enclosures and resin drip collection systems on pultrusion machines that meet the criteria in paragraphs (b)(1) through (10) of this section.

(1) The enclosure must cover and enclose the open resin bath and the forming area in which reinforcements are pre-wet or wet-out and moving toward the die(s). The surfaces of the enclosure must be closed except for openings to allow material to enter and exit the enclosure.

(2) For open bath pultrusion machines with a radio frequency pre-heat unit, the enclosure must extend from the beginning of the resin bath to within 12.5 inches or less of the entrance of the radio frequency pre-heat unit. If the stock that is within 12.5 inches or less of the entrance to the radio frequency pre-heat unit has any drip, it must be enclosed. The stock exiting the radio frequency pre-heat unit is not required to be in an enclosure if the stock has no drip between the exit of the radio frequency pre-heat unit to within 0.5 inches of the entrance of the die.

(3) For open bath pultrusion machines without a radio frequency pre-heat unit, the enclosure must extend from the beginning of the resin bath to within 0.5 inches or less of the die entrance.

(4) For pultrusion lines with pre-wet area(s) prior to direct die injection, no more than 12.5 inches of open wet stock is permitted between the entrance of the first pre-wet area and the entrance to the die. If the pre-wet stock has any drip, it must be enclosed.

(5) The total open area of the enclosure must not exceed two times the cross sectional area of the puller window(s) and must comply with the requirements in paragraphs (b)(5)(i) through (iii) of this section.

(i) All areas that are open need to be included in the total open area calculation with the exception of access panels, doors, and/or hatches that are part of the enclosure.

(ii) The area that is displaced by entering reinforcement or exiting product is considered open.

(iii) Areas that are covered by brush covers are considered closed.

(6) Open areas for level control devices, monitoring devices, agitation shafts, and fill hoses must have no more than 1.0 inch clearance.

(7) The access panels, doors, and/or hatches that are part of the enclosure must close tightly. Damaged access panels, doors, and/or hatches that do not close tightly must be replaced.

(8) The enclosure may not be removed from the pultrusion line, and access panels, doors, and/or hatches that are part of the enclosure must remain closed whenever resin is in the bath, except for the time period discussed in paragraph (b)(9) of this section.

(9) The maximum length of time the enclosure may be removed from the pultrusion line or the access panels, doors, and/or hatches and may be open, is 30 minutes per 8 hour shift, 45 minutes per 12 hour shift, or 90 minutes per day if the machine is operated for 24 hours in a day. The time restrictions do not apply if the open doors or panels do not cause the limit of two times the puller window area to be exceeded. Facilities may average the times that access panels, doors, and/or hatches are open across all operating lines. In that case the average must not exceed the times shown in this paragraph (b)(9). All lines included in the average must have operated the entire time period being averaged.

(10) No fans, blowers, and/or air lines may be allowed within the enclosure. The enclosure must not be ventilated.

(c) Use direct die injection pultrusion machines with resin drip collection systems that meet all the criteria specified in paragraphs (c)(1) through (3) of this section.

(1) All the resin that is applied to the reinforcement is delivered directly to the die.

(2) No exposed resin is present, except at the face of the die.

(3) Resin drip is captured in a closed system and recycled back to the process.

(d) Use a preform injection system that meets the definition in §63.5935

(e) Use any combination of options in paragraphs (a) through (d) of this section in which different pultrusion lines comply with different options described in paragraphs (a) through (d) of this section, and

(1) Each individual pultrusion machine meets the 60 percent reduction requirement, or

(2) The weighted average reduction based on resin throughput of all machines combined is 60 percent. For purposes of the average percent reduction calculation, wet area enclosures reduce organic HAP emissions by 60 percent, and direct die injection and preform injection reduce organic HAP emissions by 90 percent.

[68 FR 19402, Apr. 21, 2003, as amended at 70 FR 50127, Aug. 25, 2005]

General Compliance Requirements

§ 63.5835 What are my general requirements for complying with this subpart?

(a) You must be in compliance at all times with the work practice standards in Table 4 to this subpart, as well as the organic HAP emissions limits in Tables 3, or 5, or the organic HAP content limits in Table 7 to this subpart, as applicable, that you are meeting without the use of add-on controls.

(b) You must be in compliance with all organic HAP emissions limits in this subpart that you meet using add-on controls, except during periods of startup, shutdown, and malfunction.

(c) You must always operate and maintain your affected source, including air pollution control and monitoring equipment, according to the provisions in §63.6(e)(1)(i).

(d) You must develop a written startup, shutdown, and malfunction plan according to the provisions in §63.6(e)(3) for any organic HAP emissions limits you meet using an add-on control.

[68 FR 19402, Apr. 21, 2003, as amended at 71 FR 20466, Apr. 20, 2006]

Testing and Initial Compliance Requirements

§ 63.5840 By what date must I conduct a performance test or other initial compliance demonstration?

You must conduct performance tests, performance evaluations, design evaluations, capture efficiency testing, and other initial compliance demonstrations by the compliance date specified in Table 2 to this subpart, with three exceptions. Open molding and centrifugal casting operations that elect to meet an organic HAP emissions limit on a 12-month rolling average must initiate collection of the required data on the compliance date, and demonstrate compliance 1 year after the compliance date. New sources that use add-on controls to initially meet compliance must demonstrate compliance within 180 days after their compliance date.

§ 63.5845 When must I conduct subsequent performance tests?

You must conduct a performance test every 5 years following the initial performance test for any standard you meet with an add-on control device.

§ 63.5850 How do I conduct performance tests, performance evaluations, and design evaluations?

(a) If you are using any add-on controls to meet an organic HAP emissions limit in this subpart, you must conduct each performance test, performance evaluation, and design evaluation in 40 CFR part 63, subpart SS, that applies to you. The basic requirements for performance tests, performance evaluations, and design evaluations are presented in Table 6 to this subpart.

(b) Each performance test must be conducted according to the requirements in §63.7(e)(1) and under the specific conditions that 40 CFR part 63, subpart SS, specifies.

(c) Each performance evaluation must be conducted according to the requirements in §63.8(e) as applicable and under the specific conditions that 40 CFR part 63, subpart SS, specifies.

(d) You may not conduct performance tests or performance evaluations during periods of startup, shutdown, or malfunction, as specified in §63.7(e)(1).

(e) You must conduct the control device performance test using the emission measurement methods specified in paragraphs (e)(1) through (5) of this section.

(1) Use either Method 1 or 1A of appendix A to 40 CFR part 60, as appropriate, to select the sampling sites.

(2) Use Method 2, 2A, 2C, 2D, 2F or 2G of appendix A to 40 CFR part 60, as appropriate, to measure gas volumetric flow rate.

(3) Use Method 18 of appendix A to 40 CFR part 60 to measure organic HAP emissions or use Method 25A of appendix A to 40 CFR part 60 to measure total gaseous organic emissions as a surrogate for total organic HAP emissions. If you use Method 25A, you must assume that all gaseous organic emissions measured as carbon are organic HAP emissions. If you use Method 18 and the number of organic HAP in the exhaust stream exceeds five, you must take into account the use of multiple chromatographic columns and analytical techniques to get an accurate measure of at least 90 percent of the total organic HAP mass emissions. Do not use Method 18 to measure organic HAP emissions from a combustion device; use instead Method 25A and assume that all gaseous organic mass emissions measured as carbon are organic HAP emissions.

(4) You may use American Society for Testing and Materials (ASTM) D6420–99 (available for purchase from at least one of the following addresses: 100 Barr Harbor Drive, West Conshohocken, PA 19428–2959; or University Microfilms International, 300 North Zeeb Road, Ann Arbor, MI 48106.) in lieu of Method 18 of 40 CFR part 60, appendix A, under the conditions specified in paragraphs (c)(4)(i) through (iii) of this section.

(i) If the target compound(s) is listed in Section 1.1 of ASTM D6420–99 and the target concentration is between 150 parts per billion by volume and 100 parts per million by volume.

(ii) If the target compound(s) is not listed in Section 1.1 of ASTM D6420–99, but is potentially detected by mass spectrometry, an additional system continuing calibration check after each run, as detailed in Section 10.5.3 of ASTM D6420–99, must be followed, met, documented, and submitted with the performance test report even if you do not use a moisture condenser or the compound is not considered soluble.

(iii) If a minimum of one sample/analysis cycle is completed at least every 15 minutes.

(5) Use the procedures in EPA Method 3B of appendix A to 40 CFR part 60 to determine an oxygen correction factor if required by §63.997(e)(2)(iii)(C). You may use American Society of Mechanical Engineers (ASME) PTC 19–10–1981–Part 10 (available for purchase from ASME, P.O. Box 2900, 22 Law Drive, Fairfield, New Jersey, 07007–2900, or online at www.asme.org/catalog) as an alternative to EPA Method 3B of appendix A to 40 CFR part 60.

(f) The control device performance test must consist of three runs and each run must last at least 1 hour. The production conditions during the test runs must represent normal production conditions with respect to the types of parts being made and material application methods. The production conditions during the test must also represent maximum potential emissions with respect to the organic HAP content of the materials being applied and the material application rates.

(g) If you are using a concentrator/oxidizer control device, you must test the combined flow upstream of the concentrator, and the combined outlet flow from both the oxidizer and the concentrator to determine the overall control device efficiency. If the outlet flow from the concentrator and oxidizer are exhausted in separate stacks, you must test both stacks simultaneously with the inlet to the concentrator to determine the overall control device efficiency.

(h) During the test, you must also monitor and record separately the amounts of production resin, tooling resin, pigmented gel coat, clear gel coat, and tooling gel coat applied inside the enclosure that is vented to the control device.

§ 63.5855 What are my monitor installation and operation requirements?

You must monitor and operate all add-on control devices according to the procedures in 40 CFR part 63, subpart SS.

§ 63.5860 How do I demonstrate initial compliance with the standards?

(a) You demonstrate initial compliance with each organic HAP emissions standard in paragraphs (a) through (h) of §63.5805 that applies to you by using the procedures shown in Tables 8 and 9 to this subpart.

(b) If using an add-on control device to demonstrate compliance, you must also establish each control device operating limit in 40 CFR part 63, subpart SS, that applies to you.

Emission Factor, Percent Reduction, and Capture Efficiency Calculation Procedures for Continuous Lamination/Casting Operations

§ 63.5865 What data must I generate to demonstrate compliance with the standards for continuous lamination/casting operations?

(a) For continuous lamination/casting affected sources complying with a percent reduction requirement, you must generate the data identified in Tables 10 and 11 to this subpart for each data requirement that applies to your facility.

(b) For continuous lamination/casting affected sources complying with a lbs/ton limit, you must generate the data identified in Tables 11 and 12 to this subpart for each data requirement that applies to your facility.

§ 63.5870 How do I calculate annual uncontrolled and controlled organic HAP emissions from my wet-out area(s) and from my oven(s) for continuous lamination/casting operations?

To calculate your annual uncontrolled and controlled organic HAP emissions from your wet-out areas and from your ovens, you must develop uncontrolled and controlled wet-out area and uncontrolled and controlled oven organic HAP emissions estimation equations or factors to apply to each formula applied on each line, determine how much of each formula for each end product is applied each year on each line, and assign uncontrolled and controlled wet-out area and uncontrolled and controlled oven organic HAP emissions estimation equations or factors to each formula. You must determine the overall capture efficiency using the procedures in §63.5850 to this subpart.

(a) To develop uncontrolled and controlled organic HAP emissions estimation equations and factors, you must, at a minimum, do the following, as specified in paragraphs (a)(1) through (6) of this section:

(1) Identify each end product and the thickness of each end product produced on the line. Separate end products into the following end product groupings, as applicable: corrosion-resistant gel coated end products, noncorrosion-resistant gel coated end products, corrosion-resistant nongel coated end products, and noncorrosion-resistant nongel coated end products. This step creates end product/thickness combinations.

(2) Identify each formula used on the line to produce each end product/thickness combination. Identify the amount of each such formula applied per year. Rank each formula used to produce each end product/thickness combination according to usage within each end product/thickness combination.

(3) For each end product/thickness combination being produced, select the formula with the highest usage rate for testing.

(4) If not already selected, also select the worst-case formula (likely to be associated with the formula with the highest organic HAP content, type of HAP, application of gel coat, thin product, low line speed, higher resin table temperature) amongst all formulae. (You may use the results of the worst-case formula test for all formulae if desired to limit the amount of testing required.)

(5) For each formula selected for testing, conduct at least one test (consisting of three runs). During the test, track information on organic HAP content and type of HAP, end product thickness, line speed, and resin temperature on the wet-out area table.

(6) Using the test results, develop uncontrolled and controlled organic HAP emissions estimation equations (or factors) or series of equations (or factors) that best fit the results for estimating uncontrolled

and controlled organic HAP emissions, taking into account the organic HAP content and type of HAP, end product thickness, line speed, and resin temperature on the wet-out area table.

(b) In lieu of using the method specified in paragraph (a) of this section for developing uncontrolled and controlled organic HAP emissions estimation equations and factors, you may either method specified in paragraphs (b)(1) and (2) of this section, as applicable.

(1) For either uncontrolled or controlled organic HAP emissions estimates, you may use previously established, facility-specific organic HAP emissions equations or factors, provided they allow estimation of both wet-out area and oven organic HAP emissions, where necessary, and have been approved by your permitting authority. If a previously established equation or factor is specific to the wet-out area only, or to the oven only, then you must develop the corresponding uncontrolled or controlled equation or factor for the other organic HAP emissions source.

(2) For uncontrolled (controlled) organic HAP emissions estimates, you may use controlled (uncontrolled) organic HAP emissions estimates and control device destruction efficiency to calculate your uncontrolled (controlled) organic HAP emissions provided the control device destruction efficiency was calculated at the same time you collected the data to develop your facility's controlled (uncontrolled) organic HAP emissions estimation equations and factors.

(c) Assign to each formula an uncontrolled organic HAP emissions estimation equation or factor based on the end product/thickness combination for which that formula is used.

(d)(1) To calculate your annual uncontrolled organic HAP emissions from wet-out areas that do not have any capture and control and from wet-out areas that are captured by an enclosure but are vented to the atmosphere and not to a control device, multiply each formula's annual usage by its appropriate organic HAP emissions estimation equation or factor and sum the individual results.

(2) To calculate your annual uncontrolled organic HAP emissions that escape from the enclosure on the wet-out area, multiply each formula's annual usage by its appropriate uncontrolled organic HAP emissions estimation equation or factor, sum the individual results, and multiply the summation by 1 minus the percent capture (expressed as a fraction).

(3) To calculate your annual uncontrolled oven organic HAP emissions, multiply each formula's annual usage by its appropriate uncontrolled organic HAP emissions estimation equation or factor and sum the individual results.

(4) To calculate your annual controlled organic HAP emissions, multiply each formula's annual usage by its appropriate organic HAP emissions estimation equation or factor and sum the individual results to obtain total annual controlled organic HAP emissions.

(e) Where a facility is calculating both uncontrolled and controlled organic HAP emissions estimation equations and factors, you must test the same formulae. In addition, you must develop both sets of equations and factors from the same tests.

§ 63.5875 How do I determine the capture efficiency of the enclosure on my wet-out area and the capture efficiency of my oven(s) for continuous lamination/casting operations?

(a) The capture efficiency of a wet-out area enclosure is assumed to be 100 percent if it meets the design and operation requirements for a permanent total enclosure (PTE) specified in EPA Method 204 of appendix M to 40 CFR part 51. If a PTE does not exist, then a temporary total enclosure must be constructed and verified using EPA Method 204, and capture efficiency testing must be determined using EPA Methods 204B through E of appendix M to 40 CFR part 51.

(b) The capture efficiency of an oven is to be considered 100 percent, provided the oven is operated under negative pressure.

§ 63.5880 How do I determine how much neat resin plus is applied to the line and how much neat gel coat plus is applied to the line for continuous lamination/casting operations?

Use the following procedures to determine how much neat resin plus and neat gel coat plus is applied to the line each year.

- (a) Track formula usage by end product/thickness combinations.
- (b) Use in-house records to show usage. This may be either from automated systems or manual records.
- (c) Record daily the usage of each formula/end product combination on each line. This is to be recorded at the end of each run (*i.e.*, when a changeover in formula or product is made) and at the end of each shift.
- (d) Sum the amounts from the daily records to calculate annual usage of each formula/end product combination by line.

§ 63.5885 How do I calculate percent reduction to demonstrate compliance for continuous lamination/casting operations?

You may calculate percent reduction using any of the methods in paragraphs (a) through (d) of this section.

(a) *Compliant line option.* If all of your wet-out areas have PTE that meet the requirements of EPA Method 204 of appendix M of 40 CFR part 51, and all of your wet-out area organic HAP emissions and oven organic HAP emissions are vented to an add-on control device, use Equation 1 of this section to demonstrate compliance. In all other situations, use Equation 2 of this section to demonstrate compliance.

$$PR = \frac{(\text{Inlet}) - (\text{Outlet})}{(\text{Inlet})} \times 100 \quad (\text{Eq. 1})$$

Where:

PR=percent reduction;

Inlet=HAP emissions entering the control device, lbs per year;

Outlet=HAP emissions existing the control device to the atmosphere, lbs per year.

$$PR = \frac{(WAE_{ci} + O_{ci}) - (WAE_{co} + O_{co})}{(WAE_{ci} + WAE_u + O_{ci} + O_u)} \times 100 \quad (\text{Eq. 2})$$

Where:

PR=percent reduction;

WAE_{ci}=wet-out area organic HAP emissions, lbs per year, vented to a control device;

WAE_{iu}=wet-out area organic HAP emissions, lbs per year, not vented to a control device;

O_{ju}=oven organic HAP emissions, lbs per year, not vented to a control device;

O_{ci}=oven organic HAP emissions, lbs per year, vented to a control device;

WAE_{ico}=wet-out area organic HAP emissions, lbs per year, from the control device outlet;

O_{jco}=oven organic HAP emissions, lbs per year, from the control device outlet.

(b) *Averaging option.* Use Equation 3 of this section to calculate percent reduction.

$$PR = \frac{\left(\sum_{i=1}^m WAE_{i_{ci}} + \sum_{j=1}^n O_{j_{ci}} \right) - \left(\sum_{i=1}^m WAE_{i_{co}} + \sum_{j=1}^n O_{j_{co}} \right)}{\left(\sum_{i=1}^m WAE_{i_{ci}} + \sum_{j=1}^n O_{j_{ci}} + \sum_{i=1}^m WAE_{i_{iu}} + \sum_{j=1}^n O_{j_{ju}} \right)} \times 100 \quad (\text{Eq. 3})$$

Where:

PR=percent reduction;

WAE_{ci}=wet-out area organic HAP emissions from wet-out area i, lbs per year, sent to a control device;

WAE_{iu}=wet-out area organic HAP emissions from wet-out area i, lbs per year, not sent to a control device;

WAE_{ico}=wet-out area organic HAP emissions from wet-out area i, lbs per year, at the outlet of a control device;

O_{ju}=organic HAP emissions from oven j, lbs per year, not sent to a control device;

O_{ci}=organic HAP emissions from oven j, lbs per year, sent to a control device;

O_{jco}=organic HAP emissions from oven j, lbs per year, at the outlet of the control device;

m=number of wet-out areas;

n=number of ovens.

(c) *Add-on control device option.* Use Equation 1 of this section to calculate percent reduction.

(d) *Combination option.* Use Equations 1 through 3 of this section, as applicable, to calculate percent reduction.

[70 FR 50127, Aug. 25, 2005]

§ 63.5890 How do I calculate an organic HAP emissions factor to demonstrate compliance for continuous lamination/casting operations?

(a) *Compliant line option.* Use Equation 1 of this section to calculate an organic HAP emissions factor in lbs/ton.

$$E = \frac{WAE_u + WAE_c + O_u + O_c}{(R + G)} \quad (Eq. 1)$$

Where:

E=HAP emissions factor in lbs/ton of resin and gel coat

WAE_u=uncontrolled wet-out area organic HAP emissions, lbs per year

WAE_c=controlled wet-out area organic HAP emissions, lbs per year

O_u=uncontrolled oven organic HAP emissions, lbs per year

O_c=controlled oven organic HAP emissions, lbs per year

R=total usage of neat resin plus, tpy

G=total usage of neat gel coat plus, tpy

(b) *Averaging option.* Use Equation 2 of this section to demonstrate compliance.

$$E = \frac{\sum_{i=1}^m WAE_{ui} + \sum_{i=1}^o WAE_{ci} + \sum_{j=1}^n O_{uj} + \sum_{j=1}^p O_{cj}}{(R + G)} \quad (Eq. 2)$$

Where:

E=HAP emissions factor in lbs/ton of resin and gel coat

WAE_{ui}=uncontrolled organic HAP emissions from wet-out area i, lbs per year

WAE_{ci}=controlled organic HAP emissions from wet-out area i, lbs per year

O_{uj}=uncontrolled organic HAP emissions from oven j, lbs per year

O_{cj}=controlled organic HAP emissions from oven j, lbs per year

i=number of wet-out areas

j=number of ovens

m=number of wet-out areas uncontrolled

n=number of ovens uncontrolled

o=number of wet-out areas controlled

p=number of ovens controlled

R=total usage of neat resin plus, tpy

G=total usage of neat gel coat plus, tpy

(c) *Combination option.* Use Equations 1 and 2 of this section, as applicable, to demonstrate compliance.

Continuous Compliance Requirements

§ 63.5895 How do I monitor and collect data to demonstrate continuous compliance?

(a) During production, you must collect and keep a record of data as indicated in 40 CFR part 63, subpart SS, if you are using an add-on control device.

(b) You must monitor and collect data as specified in paragraphs (b)(1) through (4) of this section.

(1) Except for monitoring malfunctions, associated repairs, and required quality assurance or control activities (including, as applicable, calibration checks and required zero and span adjustments), you must conduct all monitoring in continuous operation (or collect data at all required intervals) at all times that the affected source is operating.

(2) You may not use data recorded during monitoring malfunctions, associated repairs, and required quality assurance or control activities for purposes to this subpart, including data averages and calculations, or fulfilling a minimum data availability requirement, if applicable. You must use all the data collected during all other periods in assessing the operation of the control device and associated control system.

(3) At all times, you must maintain necessary parts for routine repairs of the monitoring equipment.

(4) A monitoring malfunction is any sudden, infrequent, not reasonably preventable failure of the monitoring equipment to provide valid data. Monitoring failures that are caused in part by poor maintenance or careless operation are not malfunctions.

(c) You must collect and keep records of resin and gel coat use, organic HAP content, and operation where the resin is used if you are meeting any organic HAP emissions limits based on an organic HAP emissions limit in Tables 3 or 5 to this subpart. You must collect and keep records of resin and gel coat use, organic HAP content, and operation where the resin is used if you are meeting any organic HAP content limits in Table 7 to this subpart if you are averaging organic HAP contents. Resin use records may be based on purchase records if you can reasonably estimate how the resin is applied. The organic HAP content records may be based on MSDS or on resin specifications supplied by the resin supplier.

(d) Resin and gel coat use records are not required for the individual resins and gel coats that are demonstrated, as applied, to meet their applicable emission as defined in §63.5810(a). However, you must retain the records of resin and gel coat organic HAP content, and you must include the list of these resins and gel coats and identify their application methods in your semiannual compliance reports. If after you have initially demonstrated that a specific combination of an individual resin or gel coat, application method, and controls meets its applicable emission limit, and the resin or gel coat changes or the organic HAP content increases, or you change the application method or controls, then you again must demonstrate that the individual resin or gel coat meets its emission limit as specified in paragraph (a) of §63.5810. If any of the previously mentioned changes results in a situation where an individual resin or gel coat now exceeds its applicable emission limit in Table 3 or 5 of this subpart, you must begin

collecting resin and gel coat use records and calculate compliance using one of the averaging options on a 12-month rolling average.

(e) For each of your pultrusion machines, you must record all times that wet area enclosures doors or covers are open and there is resin present in the resin bath.

[68 FR 19402, Apr. 21, 2003, as amended at 70 FR 50128, Aug. 25, 2005]

§ 63.5900 How do I demonstrate continuous compliance with the standards?

(a) You must demonstrate continuous compliance with each standard in §63.5805 that applies to you according to the methods specified in paragraphs (a)(1) through (3) of this section.

(1) Compliance with organic HAP emissions limits for sources using add-on control devices is demonstrated following the procedures in 40 CFR part 63, subpart SS. Sources using add-on controls may also use continuous emissions monitors to demonstrate continuous compliance as an alternative to control parameter monitoring.

(2) Compliance with organic HAP emissions limits is demonstrated by maintaining an organic HAP emissions factor value less than or equal to the appropriate organic HAP emissions limit listed in Table 3 or 5 to this subpart, on a 12-month rolling average, and/or by including in each compliance report a statement that individual resins and gel coats, as applied, meet the appropriate organic HAP emissions limits, as discussed in §63.5895(d).

(3) Compliance with organic HAP content limits in Table 7 to this subpart is demonstrated by maintaining an average organic HAP content value less than or equal to the appropriate organic HAP contents listed in Table 7 to this subpart, on a 12-month rolling average, and/or by including in each compliance report a statement that resins and gel coats individually meet the appropriate organic HAP content limits in Table 7 to this subpart, as discussed in §63.5895(d).

(4) Compliance with the work practice standards in Table 4 to this subpart is demonstrated by performing the work practice required for your operation.

(b) You must report each deviation from each standard in §63.5805 that applies to you. The deviations must be reported according to the requirements in §63.5910.

(c) Except as provided in paragraph (d) of this section, during periods of startup, shutdown or malfunction, you must meet the organic HAP emissions limits and work practice standards that apply to you.

(d) When you use an add-on control device to meet standards in §63.5805, you are not required to meet those standards during periods of startup, shutdown, or malfunction, but you must operate your affected source to minimize emissions in accordance with §63.6(e)(1).

(e) Consistent with §§63.6(e) and 63.7(e)(1), deviations that occur during a period of malfunction for those affected sources and standards specified in paragraph (d) of this section are not violations if you demonstrate to the Administrator's satisfaction that you were operating in accordance with §63.6(e)(1). The Administrator will determine whether deviations that occur during a period of startup, shutdown, and malfunction are violations, according to the provisions in §63.6(e).

[68 FR 19402, Apr. 21, 2003, as amended at 70 FR 50128, Aug. 25, 2005; 71 FR 20466, Apr. 20, 2006]

Notifications, Reports, and Records

§ 63.5905 What notifications must I submit and when?

(a) You must submit all of the notifications in Table 13 to this subpart that apply to you by the dates specified in Table 13 to this subpart. The notifications are described more fully in 40 CFR part 63, subpart A, referenced in Table 13 to this subpart.

(b) If you change any information submitted in any notification, you must submit the changes in writing to the Administrator within 15 calendar days after the change.

§ 63.5910 What reports must I submit and when?

(a) You must submit each report in Table 14 to this subpart that applies to you.

(b) Unless the Administrator has approved a different schedule for submission of reports under §63.10(a), you must submit each report by the date specified in Table 14 to this subpart and according to paragraphs (b)(1) through (5) of this section.

(1) The first compliance report must cover the period beginning on the compliance date that is specified for your affected source in §63.5800 and ending on June 30 or December 31, whichever date is the first date following the end of the first calendar half after the compliance date that is specified for your source in §63.5800.

(2) The first compliance report must be postmarked or delivered no later than July 31 or January 31, whichever date follows the end of the first calendar half after the compliance date that is specified for your affected source in §63.5800.

(3) Each subsequent compliance report must cover the semiannual reporting period from January 1 through June 30 or the semiannual reporting period from July 1 through December 31.

(4) Each subsequent compliance report must be postmarked or delivered no later than July 31 or January 31, whichever date is the first date following the end of the semiannual reporting period.

(5) For each affected source that is subject to permitting requirements pursuant to 40 CFR part 70 or 71, and if the permitting authority has established dates for submitting semiannual reports pursuant to §70.6(a)(3)(iii)(A) or §71.6(a)(3)(iii)(A), you may submit the first and subsequent compliance reports according to the dates the permitting authority has established instead of according to the dates in paragraphs (b)(1) through (4) of this section.

(c) The compliance report must contain the information in paragraphs (c)(1) through (6) of this section:

(1) Company name and address.

(2) Statement by a responsible official with that official's name, title, and signature, certifying the truth, accuracy, and completeness of the content of the report.

(3) Date of the report and beginning and ending dates of the reporting period.

(4) If you had a startup, shutdown, or malfunction during the reporting period and you took actions consistent with your startup, shutdown, and malfunction plan, the compliance report must include the information in §63.10(d)(5)(i).

(5) If there are no deviations from any organic HAP emissions limitations (emissions limit and operating limit) that apply to you, and there are no deviations from the requirements for work practice standards in Table 4 to this subpart, a statement that there were no deviations from the organic HAP emissions limitations or work practice standards during the reporting period.

(6) If there were no periods during which the continuous monitoring system (CMS), including a continuous emissions monitoring system (CEMS) and an operating parameter monitoring system were out of control, as specified in §63.8(c)(7), a statement that there were no periods during which the CMS was out of control during the reporting period.

(d) For each deviation from an organic HAP emissions limitation (*i.e.*, emissions limit and operating limit) and for each deviation from the requirements for work practice standards that occurs at an affected source where you are not using a CMS to comply with the organic HAP emissions limitations or work practice standards in this subpart, the compliance report must contain the information in paragraphs (c)(1) through (4) of this section and in paragraphs (d)(1) and (2) of this section. This includes periods of startup, shutdown, and malfunction.

(1) The total operating time of each affected source during the reporting period.

(2) Information on the number, duration, and cause of deviations (including unknown cause, if applicable), as applicable, and the corrective action taken.

(e) For each deviation from an organic HAP emissions limitation (*i.e.*, emissions limit and operating limit) occurring at an affected source where you are using a CMS to comply with the organic HAP emissions limitation in this subpart, you must include the information in paragraphs (c)(1) through (4) of this section and in paragraphs (e)(1) through (12) of this section. This includes periods of startup, shutdown, and malfunction.

(1) The date and time that each malfunction started and stopped.

(2) The date and time that each CMS was inoperative, except for zero (low-level) and high-level checks.

(3) The date, time, and duration that each CMS was out of control, including the information in §63.8(c)(8).

(4) The date and time that each deviation started and stopped, and whether each deviation occurred during a period of startup, shutdown, or malfunction, or during another period.

(5) A summary of the total duration of the deviation during the reporting period and the total duration as a percent of the total source operating time during that reporting period.

(6) A breakdown of the total duration of the deviations during the reporting period into those that are due to startup, shutdown, control equipment problems, process problems, other known causes, and other unknown causes.

(7) A summary of the total duration of CMS downtime during the reporting period and the total duration of CMS downtime as a percent of the total source operating time during that reporting period.

(8) An identification of each organic HAP that was monitored at the affected source.

(9) A brief description of the process units.

(10) A brief description of the CMS.

- (11) The date of the latest CMS certification or audit.
- (12) A description of any changes in CMS, processes, or controls since the last reporting period.
- (f) You must report if you have exceeded the 100 tpy organic HAP emissions threshold if that exceedance would make your facility subject to §63.5805(a)(1) or (d). Include with this report any request for an exemption under §63.5805(e). If you receive an exemption under §63.5805(e) and subsequently exceed the 100 tpy organic HAP emissions threshold, you must report this exceedance as required in §63.5805(f).
- (g) Each affected source that has obtained a title V operating permit pursuant to 40 CFR part 70 or 71 must report all deviations as defined in this subpart in the semiannual monitoring report required by §70.6(a)(3)(iii)(A) or §71.6(a)(3)(iii)(A). If an affected source submits a compliance report pursuant to Table 14 to this subpart along with, or as part of, the semiannual monitoring report required by §70.6(a)(3)(iii)(A) or §71.6(a)(3)(iii)(A), and the compliance report includes all required information concerning deviations from any organic HAP emissions limitation (including any operating limit) or work practice requirement in this subpart, submission of the compliance report shall be deemed to satisfy any obligation to report the same deviations in the semiannual monitoring report. However, submission of a compliance report shall not otherwise affect any obligation the affected source may have to report deviations from permit requirements to the permitting authority.
- (h) Submit compliance reports and startup, shutdown, and malfunction reports based on the requirements in table 14 to this subpart, and not based on the requirements in §63.999.
- (i) Where multiple compliance options are available, you must state in your next compliance report if you have changed compliance options since your last compliance report.

[68 FR 19402, Apr. 21, 2003, as amended at 70 FR 50128, Aug. 25, 2005]

§ 63.5915 What records must I keep?

- (a) You must keep the records listed in paragraphs (a)(1) through (3) of this section.
- (1) A copy of each notification and report that you submitted to comply with this subpart, including all documentation supporting any Initial Notification or Notification of Compliance Status that you submitted, according to the requirements in §63.10(b)(2)(xiv).
- (2) The records in §63.6(e)(3)(iii) through (v) related to startup, shutdown, and malfunction.
- (3) Records of performance tests, design, and performance evaluations as required in §63.10(b)(2).
- (b) If you use an add-on control device, you must keep all records required in 40 CFR part 63, subpart SS, to show continuous compliance with this subpart.
- (c) You must keep all data, assumptions, and calculations used to determine organic HAP emissions factors or average organic HAP contents for operations listed in tables 3, 5, and 7 to this subpart.
- (d) You must keep a certified statement that you are in compliance with the work practice requirements in Table 4 to this subpart, as applicable.
- (e) For a new or existing continuous lamination/ casting operation, you must keep the records listed in paragraphs (e)(1) through (4) of this section, when complying with the percent reduction and/or lbs/ton requirements specified in paragraphs (a) and (c) through (d) of §63.5805.

- (1) You must keep all data, assumptions, and calculations used to determine percent reduction and/or lbs/ton as applicable;
- (2) You must keep a brief description of the rationale for the assignment of an equation or factor to each formula;
- (3) When using facility-specific organic HAP emissions estimation equations or factors, you must keep all data, assumptions, and calculations used to derive the organic HAP emissions estimation equations and factors and identification and rationale for the worst-case formula; and
- (4) For all organic HAP emissions estimation equations and organic HAP emissions factors, you must keep documentation that the appropriate permitting authority has approved them.

[68 FR 19402, Apr. 21, 2003, as amended at 70 FR 50129, Aug. 25, 2005]

§ 63.5920 In what form and how long must I keep my records?

- (a) You must maintain all applicable records in such a manner that they can be readily accessed and are suitable for inspection according to §63.10(b)(1).
- (b) As specified in §63.10(b)(1), you must keep each record for 5 years following the date of each occurrence, measurement, maintenance, corrective action, report, or record.
- (c) You must keep each record onsite for at least 2 years after the date of each occurrence, measurement, maintenance, corrective action, report, or record, according to §63.10(b)(1). You can keep the records offsite for the remaining 3 years.
- (d) You may keep records in hard copy or computer readable form including, but not limited to, paper, microfilm, computer floppy disk, magnetic tape, or microfiche.

Other Requirements and Information

§ 63.5925 What parts of the General Provisions apply to me?

Table 15 to this subpart shows which parts of the General Provisions in §§63.1 through 63.15 apply to you.

§ 63.5930 Who implements and enforces this subpart?

- (a) This subpart can be administered by us, the EPA, or a delegated authority such as your State, local, or tribal agency. If the EPA Administrator has delegated authority to your State, local, or tribal agency, then that agency has the authority to administer and enforce this subpart. You should contact your EPA Regional Office to find out if this subpart is delegated to your State, local, or tribal agency.
- (b) In delegating implementation and enforcement authority of this subpart to a State, local, or tribal agency under 40 CFR part 63, subpart E, the authorities contained in paragraph (c) of this section are not delegated.
- (c) The authorities that will not be delegated to State, local, or tribal agencies are listed in paragraphs (c)(1) through (4) of this section:
 - (1) Approval of alternatives to the organic HAP emissions standards in §63.5805 under §63.6(g).

(2) Approval of major changes to test methods under §63.7(e)(2)(ii) and (f) and as defined in §63.90.

(3) Approval of major changes to monitoring under §63.8(f) and as defined in §63.90.

(4) Approval of major changes to recordkeeping and reporting under §63.10(f) and as defined in §63.90.

§ 63.5935 What definitions apply to this subpart?

Terms used in this subpart are defined in the CAA, in 40 CFR 63.2, and in this section as follows:

Atomized mechanical application means application of resin or gel coat with spray equipment that separates the liquid into a fine mist. This fine mist may be created by forcing the liquid under high pressure through an elliptical orifice, bombarding a liquid stream with directed air jets, or a combination of these techniques.

Bulk molding compound (BMC) means a putty-like molding compound containing resin(s) in a form that is ready to mold. In addition to resins, BMC may contain catalysts, fillers, and reinforcements. Bulk molding compound can be used in compression molding and injection molding operations to manufacture reinforced plastic composites products.

BMC manufacturing means a process that involves the preparation of BMC.

Centrifugal casting means a process for fabricating cylindrical composites, such as pipes, in which composite materials are positioned inside a rotating hollow mandrel and held in place by centrifugal forces until the part is sufficiently cured to maintain its physical shape.

Charge means the amount of SMC or BMC that is placed into a compression or injection mold necessary to complete one mold cycle.

Cleaning means removal of composite materials, such as cured and uncured resin from equipment, finished surfaces, floors, hands of employees, or any other surfaces.

Clear production gel coat means an unpigmented, quick-setting resin used to improve the surface appearance and/or performance of composites. It can be used to form the surface layer of any composites other than those used for molds in tooling operations.

Closed molding means a grouping of processes for fabricating composites in a way that HAP-containing materials are not exposed to the atmosphere except during the material loading stage (e.g., compression molding, injection molding, and resin transfer molding). Processes where the mold is covered with plastic (or equivalent material) prior to resin application, and the resin is injected into the covered mold are also considered closed molding.

Composite means a shaped and cured part produced by using composite materials.

Composite materials means the raw materials used to make composites. The raw materials include styrene containing resins. They may also include gel coat, monomer, catalyst, pigment, filler, and reinforcement.

Compression molding means a closed molding process for fabricating composites in which composite materials are placed inside matched dies that are used to cure the materials under heat and pressure without exposure to the atmosphere. The addition of mold paste or in-mold coating is considered part of the closed molding process. The composite materials used in this process are generally SMC or BMC.

Compression/injection molding means a grouping of processes that involves the use of compression molding and/or injection molding.

Continuous casting means a continuous process for fabricating composites in which composite materials are placed on an in-line conveyor belt to produce cast sheets that are cured in an oven.

Continuous lamination means a continuous process for fabricating composites in which composite materials are typically sandwiched between plastic films, pulled through compaction rollers, and cured in an oven. This process is generally used to produce flat or corrugated products on an in-line conveyor.

Continuous lamination/casting means a grouping of processes that involves the use of continuous lamination and/or continuous casting.

Controlled emissions means those organic HAP emissions that are vented from a control device to the atmosphere.

Corrosion-resistant gel coat means a gel coat used on a product made with a corrosion-resistant resin that has a corrosion-resistant end-use application.

Corrosion-resistant end-use applications means applications where the product is manufactured specifically for an application that requires a level of chemical inertness or resistance to chemical attack above that required for typical reinforced plastic composites products. These applications include, but are not limited to, chemical processing and storage; pulp and paper production; sewer and wastewater treatment; power generation; potable water transfer and storage; food and drug processing; pollution or odor control; metals production and plating; semiconductor manufacturing; petroleum production, refining, and storage; mining; textile production; nuclear materials storage; swimming pools; and cosmetic production, as well as end-use applications that require high strength resins.

Corrosion-resistant industry standard includes the following standards: ASME RTP-1 or Sect. X; ASTM D5364, D3299, D4097, D2996, D2997, D3262, D3517, D3754, D3840, D4024, D4160, D4161, D4162, D4184, D3982, or D3839; ANSI/AWWA C950; UL 215, 1316 or 1746, IAPMO PS-199, or written customer requirements for resistance to specified chemical environments.

Corrosion-resistant product means a product made with a corrosion-resistant resin and is manufactured to a corrosion-resistant industry standard, or a food contact industry standard, or is manufactured for corrosion-resistant end-use applications involving continuous or temporary chemical exposures.

Corrosion-resistant resin means a resin that either:

(1) Displays substantial retention of mechanical properties when undergoing ASTM C-581 coupon testing, where the resin is exposed for 6 months or more to one of the following materials: Material with a pH \geq 12.0 or \leq 3.0, oxidizing or reducing agents, organic solvents, or fuels or additives as defined in 40 CFR 79.2. In the coupon testing, the exposed resin needs to demonstrate a minimum of 50 percent retention of the relevant mechanical property compared to the same resin in unexposed condition. In addition, the exposed resin needs to demonstrate an increased retention of the relevant mechanical property of at least 20 percentage points when compared to a similarly exposed general-purpose resin. For example, if the general-purpose resin retains 45 percent of the relevant property when tested as specified above, then a corrosion-resistant resin needs to retain at least 65 percent (45 percent plus 20 percent) of its property. The general-purpose resin used in the test needs to have an average molecular weight of greater than 1,000, be formulated with a 1:2 ratio of maleic anhydride to phthalic anhydride and 100 percent diethylene glycol, and a styrene content between 43 to 48 percent; or

(2) Complies with industry standards that require specific exposure testing to corrosive media, such as UL 1316, UL 1746, or ASTM F-1216.

Doctor box means the box or trough on an SMC machine into which the liquid resin paste is delivered before it is metered onto the carrier film.

Filament application means an open molding process for fabricating composites in which reinforcements are fed through a resin bath and wound onto a rotating mandrel. The materials on the mandrel may be rolled out or worked by using nonmechanical tools prior to curing. Resin application to the reinforcement on the mandrel by means other than the resin bath, such as spray guns, pressure-fed rollers, flow coaters, or brushes is not considered filament application.

Filled Resin means that fillers have been added to a resin such that the amount of inert substances is at least 10 percent by weight of the total resin plus filler mixture. Filler putty made from a resin is considered a filled resin.

Fillers means inert substances dispersed throughout a resin, such as calcium carbonate, alumina trihydrate, hydrous aluminum silicate, mica, feldspar, wollastonite, silica, and talc. Materials that are not considered to be fillers are glass fibers or any type of reinforcement and microspheres.

Fire retardant gel coat means a gel coat used for products for which low-flame spread/low-smoke resin is used.

Fluid impingement technology means a spray gun that produces an expanding non-misting curtain of liquid by the impingement of low-pressure uninterrupted liquid streams.

Food contact industry standard means a standard related to food contact application contained in Food and Drug Administration's regulations at 21 CFR 177.2420.

Gel Coat means a quick-setting resin used to improve surface appearance and/or performance of composites. It can be used to form the surface layer of any composites other than those used for molds in tooling operations.

Gel coat application means a process where either clear production, pigmented production, white/off-white or tooling gel coat is applied.

HAP-containing materials storage means an ancillary process which involves keeping HAP-containing materials, such as resins, gel coats, catalysts, monomers, and cleaners, in containers or bulk storage tanks for any length of time. Containers may include small tanks, totes, vessels, and buckets.

High Performance gel coat means a gel coat used on products for which National Sanitation Foundation, United States Department of Agriculture, ASTM, durability, or other property testing is required.

High strength gel coat means a gel coat applied to a product that requires high strength resin.

High strength resins means polyester resins which have a casting tensile strength of 10,000 pounds per square inch or more and which are used for manufacturing products that have high strength requirements such as structural members and utility poles.

Injection molding means a closed molding process for fabricating composites in which composite materials are injected under pressure into a heated mold cavity that represents the exact shape of the product. The composite materials are cured in the heated mold cavity.

Low Flame Spread/Low Smoke Products means products that meet the following requirements. The products must meet both the applicable flame spread requirements and the applicable smoke requirements. Interior or exterior building application products must meet an ASTM E-84 Flame Spread Index of less than or equal to 25, and Smoke Developed Index of less than or equal to 450, or pass National Fire Protection Association 286 Room Corner Burn Test with no flash over and total smoke released not exceeding 1000 meters square. Mass transit application products must meet an ASTM E-162 Flame Spread Index of less than or equal to 35 and ASTM E662 Smoke Density Ds @ 1.5 minutes less than or equal to 100 and Ds @ 4 minutes less than to equal to 200. Duct application products must meet ASTM E084 Flame Spread Index less than or equal to 25 and Smoke Developed Index less than or equal to 50 on the interior and/or exterior of the duct.

Manual resin application means an open molding process for fabricating composites in which composite materials are applied to the mold by pouring or by using hands and nonmechanical tools, such as brushes and rollers. Materials are rolled out or worked by using nonmechanical tools prior to curing. The use of pressure-fed rollers and flow coaters to apply resin is not considered manual resin application.

Mechanical resin application means an open molding process for fabricating composites in which composite materials (except gel coat) are applied to the mold by using mechanical tools such as spray guns, pressure-fed rollers, and flow coaters. Materials are rolled out or worked by using nonmechanical tools prior to curing.

Mixing means the blending or agitation of any HAP-containing materials in vessels that are 5.00 gallons (18.9 liters) or larger, and includes the mixing of putties or polyputties. Mixing may involve the blending of resin, gel coat, filler, reinforcement, pigments, catalysts, monomers, and any other additives.

Mold means a cavity or matrix into or onto which the composite materials are placed and from which the product takes its form.

Neat gel coat means the resin as purchased for the supplier, but not including any inert fillers.

Neat gel coat plus means neat gel coat plus any organic HAP-containing materials that are added to the gel coat by the supplier or the facility, excluding catalysts and promoters. Neat gel coat plus does include any additions of styrene or methyl methacrylate monomer in any form, including in catalysts and promoters.

Neat resin means the resin as purchased from the supplier, but not including any inert fillers.

Neat resin plus means neat resin plus any organic HAP-containing materials that are added to the resin by the supplier or the facility. Neat resin plus does not include any added filler, reinforcements, catalysts, or promoters. Neat resin plus does include any additions of styrene or methyl methacrylate monomer in any form, including in catalysts and promoters.

Nonatomized mechanical application means the use of application tools other than brushes to apply resin and gel coat where the application tool has documentation provided by its manufacturer or user that this design of the application tool has been organic HAP emissions tested, and the test results showed that use of this application tool results in organic HAP emissions that are no greater than the organic HAP emissions predicted by the applicable nonatomized application equation(s) in Table 1 to this subpart. In addition, the device must be operated according to the manufacturer's directions, including instructions to prevent the operation of the device at excessive spray pressures. Examples of nonatomized application include flow coaters, pressure fed rollers, and fluid impingement spray guns.

Noncorrosion-resistant resin means any resin other than a corrosion-resistant resin or a tooling resin.

Noncorrosion-resistant product means any product other than a corrosion-resistant product or a mold.

Non-routine manufacture means that you manufacture parts to replace worn or damaged parts of a reinforced plastic composites product, or a product containing reinforced plastic composite parts, that was originally manufactured in another facility. For a part to qualify as non-routine manufacture, it must be used for repair or replacement, and the manufacturing schedule must be based on the current or anticipated repair needs of the reinforced plastic composites product, or a product containing reinforced plastic composite parts.

Operation means a specific process typically found at a reinforced plastic composites facility. Examples of operations are noncorrosion-resistant manual resin application, corrosion-resistant mechanical resin application, pigmented gel coat application, mixing and HAP-containing materials storage.

Operation group means a grouping of individual operations based primarily on mold type. Examples are open molding, closed molding, and centrifugal casting.

Open molding means a process for fabricating composites in a way that HAP-containing materials are exposed to the atmosphere. Open molding includes processes such as manual resin application, mechanical resin application, filament application, and gel coat application. Open molding also includes application of resins and gel coats to parts that have been removed from the open mold.

Pigmented gel coat means a gel coat that has a color, but does not contain 10 percent or more titanium dioxide by weight. It can be used to form the surface layer of any composites other than those used for molds in tooling operations.

Polymer casting means a process for fabricating composites in which composite materials are ejected from a casting machine or poured into an open, partially open, or closed mold and cured. After the composite materials are poured into the mold, they are not rolled out or worked while the mold is open, except for smoothing the material and/or vibrating the mold to remove bubbles. The composite materials may or may not include reinforcements. Products produced by the polymer casting process include cultured marble products and polymer concrete.

Preform Injection means a form of pultrusion where liquid resin is injected to saturate reinforcements in an enclosed system containing one or more chambers with openings only large enough to admit reinforcements. Resin, which drips out of the chamber(s) during the process, is collected in closed piping or covered troughs and then into a covered reservoir for recycle. Resin storage vessels, reservoirs, transfer systems, and collection systems are covered or shielded from the ambient air. Preform injection differs from direct die injection in that the injection chambers are not directly attached to the die.

Prepreg materials means reinforcing fabric received precoated with resin which is usually cured through the addition of heat.

Pultrusion means a continuous process for manufacturing composites that have a uniform cross-sectional shape. The process consists of pulling a fiber-reinforcing material through a resin impregnation chamber or bath and through a shaping die, where the resin is subsequently cured. There are several types of pultrusion equipment, such as open bath, resin injection, and direct die injection equipment.

Repair means application of resin or gel coat to a part to correct a defect, where the resin or gel coat application occurs after the part has gone through all the steps of its typical production process, or the application occurs outside the normal production area. For purposes of this subpart, rerouting a part back through the normal production line, or part of the normal production line, is not considered repair.

Resin transfer molding means a process for manufacturing composites whereby catalyzed resin is transferred or injected into a closed mold in which fiberglass reinforcement has been placed.

Sheet molding compound (SMC) means a ready-to-mold putty-like molding compound that contains resin(s) processed into sheet form. The molding compound is sandwiched between a top and a bottom film. In addition to resin(s), it may also contain catalysts, fillers, chemical thickeners, mold release agents, reinforcements, and other ingredients. Sheet molding compound can be used in compression molding to manufacture reinforced plastic composites products.

Shrinkage controlled resin means a resin that when promoted, catalyzed, and filled according to the resin manufacturer's recommendations demonstrates less than 0.3 percent linear shrinkage when tested according to ASTM D2566.

SMC manufacturing means a process which involves the preparation of SMC.

Tooling gel coat means a gel coat that is used to form the surface layer of molds. Tooling gel coats generally have high heat distortion temperatures, low shrinkage, high barcol hardness, and high dimensional stability.

Tooling resin means a resin that is used to produce molds. Tooling resins generally have high heat distortion temperatures, low shrinkage, high barcol hardness, and high dimensional stability.

Uncontrolled oven organic HAP emissions means those organic HAP emissions emitted from the oven through closed vent systems to the atmosphere and not to a control device. These organic HAP emissions do not include organic HAP emissions that may escape into the workplace through the opening of panels or doors on the ovens or other similar fugitive organic HAP emissions in the workplace.

Uncontrolled wet-out area organic HAP emissions means any or all of the following: Organic HAP emissions from wet-out areas that do not have any capture and control, organic HAP emissions that escape from wet-out area enclosures, and organic HAP emissions from wet-out areas that are captured by an enclosure but are vented to the atmosphere and not to an add-on control device.

Unfilled means that there has been no addition of fillers to a resin or that less than 10 percent of fillers by weight of the total resin plus filler mixture has been added.

Vapor suppressant means an additive, typically a wax, that migrates to the surface of the resin during curing and forms a barrier to seal in the styrene and reduce styrene emissions.

Vapor-suppressed resin means a resin containing a vapor suppressant added for the purpose of reducing styrene emissions during curing.

White and off-white gel coat means a gel coat that contains 10 percent of more titanium dioxide by weight.

[68 FR 19402, Apr. 21, 2003, as amended at 70 FR 50129, Aug. 25, 2005]

Table 1 to Subpart WWWW of Part 63—Equations To Calculate Organic HAP Emissions Factors for Specific Open Molding and Centrifugal Casting Process Streams

As specified in §63.5810, use the equations in the following table to calculate organic HAP emissions factors for specific open molding and centrifugal casting process streams: If your operation And you use... type is a new or existing...	With...	Use this organic HAP Emissions Factor (EF) Equation for materials less than 33 percent organic HAP (19 percent organic HAP coat) for nonatomized gel coat) ...	Use this organic HAP Emissions Factor (EF) Equation for materials with 33 percent or more organic HAP (19 percent for nonatomized gel coat) ...
1. open molding operation	a. manual resin application	$EF = 0.126 \times \text{HAP} \times 2000$	$EF = \{(0.286 \times \text{HAP}) - 0.0525\} \times 2000$
	ii. vapor-suppressed resin	$EF = 0.126 \times \text{HAP} \times 2000 \times \{(1 - 0.5 \times \text{VSE factor})\}$	$EF = \{(0.286 \times \text{HAP}) - 0.0525\} \times 2000 \times \{(1 - 0.5 \times \text{VSE factor})\}$
	iii. vacuum bagging/closed-mold curing with roll-out	$EF = 0.126 \times \text{HAP} \times 2000 \times 0.8$	$EF = \{(0.286 \times \text{HAP}) - 0.0525\} \times 2000 \times 0.8$
	iv. vacuum bagging/closed-mold curing without roll-out	$EF = 0.126 \times \text{HAP} \times 2000 \times 0.5$	$EF = \{(0.286 \times \text{HAP}) - 0.0525\} \times 2000 \times 0.5$
	b. atomized mechanical resin application	$EF = 0.169 \times \text{HAP} \times 2000$	$EF = \{(0.714 \times \text{HAP}) - 0.18\} \times 2000$
	ii. vapor-suppressed resin	$EF = 0.169 \times \text{HAP} \times 2000 \times \{(1 - 0.45 \times \text{VSE factor})\}$	$EF = \{(0.714 \times \text{HAP}) - 0.18\} \times 2000 \times \{(1 - 0.45 \times \text{VSE factor})\}$
	iii. vacuum bagging/closed-mold curing with roll-out	$EF = 0.169 \times \text{HAP} \times 2000 \times 0.85$	$EF = \{(0.714 \times \text{HAP}) - 0.18\} \times 2000 \times 0.85$
	iv. vacuum bagging/closed-mold curing without roll-out	$EF = 0.169 \times \text{HAP} \times 2000 \times 0.55$	$EF = \{(0.714 \times \text{HAP}) - 0.18\} \times 2000 \times 0.55$
	c. nonatomized mechanical resin application	$EF = 0.107 \times \text{HAP} \times 2000$	$EF = \{(0.157 \times \text{HAP}) - 0.0155\} \times 2000$
	ii. vapor-suppressed resin	$EF = 0.107 \times \text{HAP} \times 2000 \times \{(1 - 0.45 \times \text{VSE factor})\}$	$EF = \{(0.157 \times \text{HAP}) - 0.0155\} \times 2000 \times \{(1 - 0.45 \times \text{VSE factor})\}$
	iii. closed-mold curing with roll-out	$EF = 0.107 \times \text{HAP} \times 2000 \times 0.85$	$EF = \{(0.157 \times \text{HAP}) - 0.0155\} \times 2000 \times 0.85$
	iv. vacuum bagging/closed-mold curing without roll-out	$EF = 0.107 \times \text{HAP} \times 2000 \times 0.55$	$EF = \{(0.157 \times \text{HAP}) - 0.0155\} \times 2000 \times 0.55$
	d. atomized mechanical resin application with robotic or augmented spray control	$EF = 0.169 \times \text{HAP} \times 2000 \times 0.77$	$EF = 0.77 \times \{(0.714 \times \text{HAP}) - 0.18\} \times 2000$
	e. filament application	$EF = 0.184 \times \text{HAP} \times 2000$	$EF = \{(0.2746 \times \text{HAP}) - 0.0298\} \times 2000$
	ii. vapor-suppressed resin	$EF = 0.12 \times \text{HAP} \times 2000$	$EF = \{(0.2746 \times \text{HAP}) - 0.0298\} \times 2000 \times 0.55$
	f. atomized spray gel coat application	$EF = 0.445 \times \text{HAP} \times 2000$	$EF = \{(1.03646 \times \text{HAP}) - 0.195\} \times 2000$

g. nonatomized spray gel coat application	EF = 0.185 x %HAP x 2000	EF = ((0.4506 x %HAP) - 0.0505) x 2000
h. atomized spray gel coat application using robotic or automated spray	EF = 0.445 x %HAP x 2000 x 0.73	EF = ((1.03646 x %HAP) - 0.195) x 2000 x 0.73
2. centrifugal casting operations ⁷⁸		
a. heated air blown through molds	EF = 0.558 x (%HAP) x 2000	EF = 0.558 x (%HAP) x 2000
b. vented molds, but air vented through the molds is not heated	EF = 0.026 x (%HAP) x 2000	EF = 0.026 x (%HAP) x 2000

Footnotes to Table 1

- The equations in this table are intended for use in calculating emission factors to demonstrate compliance with the emission limits in subpart MWW. These equations may not be the most appropriate method to calculate emission estimates for other purposes. However, this does not preclude a facility from using the equations in this table to calculate emission factors for purposes other than rule compliance if these equations are the most accurate available.
- To obtain the organic HAP emissions factor value for an operation with an add-on control device multiply the EF above by the add-on control factor calculated using Equation 1 of §63.5910. The organic HAP emissions factors have units of lbs of organic HAP per ton of resin or gel coat applied.
- Percent HAP means total weight percent of organic HAP (styrene, methyl methacrylate, and any other organic HAP) in the resin or gel coat prior to the addition of fillers, catalyst, and promoters. Input the percent HAP as a decimal, i.e., 33 percent HAP should be input as 0.33, not 33.
- The VSE factor means the percent reduction in organic HAP emissions expressed as a decimal measured by the VSE test method of appendix A to this subpart.
- This equation is based on a organic HAP emissions factor equation developed for mechanical atomized controlled spray. It may only be used for atomized or robotic spray systems with atomized spray. All spray operations using hand held spray guns must use the appropriate mechanical atomized or mechanical nonatomized organic HAP emissions factor equation. Automated or robotic spray systems using nonatomized spray should use the appropriate nonatomized mechanical resin application equation.
- Applies only to filament application using an open resin bath. If resin is applied manually or with a spray gun, use the appropriate manual or mechanical application organic HAP emissions factor equation.
- These equations are for centrifugal casting operations where the mold is vented during spinning. Centrifugal casting operations where the mold is completely sealed after resin injection are considered to be closed molding operations.
- If a centrifugal casting operation uses mechanical or manual resin application techniques to apply resin to an open centrifugal casting mold, use the appropriate open molding equation with covered cure and no rollout to determine an emission factor for operations prior to the closing of the centrifugal casting mold. If the closed centrifugal casting mold is vented during spinning, use the appropriate centrifugal casting equation to calculate an emission factor for the portion of the process where spinning and cure occur. If a centrifugal casting operation uses mechanical or manual resin application techniques to apply resin to an open centrifugal casting mold, and the mold is then closed and is not vented, treat the entire operation as open molding with covered cure and no rollout to determine emission factors.

[View or download PDF](#)

[70 FR 50129, Aug. 26, 2005]

Table 2 to Subpart WWWW of Part 63—Compliance Dates for New and Existing Reinforced Plastic Composites Facilities

As required in §§63.5800 and 63.5840 you must demonstrate compliance with the standards by the dates in the following table:

If your facility is . . .	And . . .	Then you must comply by this date . . .
1. An existing source	a. Is a major source on or before the publication date of this subpart	i. April 21, 2006, or ii. You must accept and meet an enforceable HAP emissions limit below the major source threshold prior to April 21, 2006.
2. An existing source that is an area source	Becomes a major source after the publication date of this subpart	3 years after becoming a major source or April 21, 2006, whichever is later.
3. An existing source, and emits less than 100 tpy of organic HAP from the combination of all centrifugal casting and continuous lamination/casting operations at the time of initial compliance with this subpart	Subsequently increases its actual organic HAP emissions to 100 tpy or more from these operations, which requires that the facility must now comply with the standards in §63.5805(b)	3 years of the date your semi-annual compliance report indicates your facility meets or exceeds the 100 tpy threshold.
4. A new source	Is a major source at startup	Upon startup or April 21, 2003, whichever is later.
5. A new source	Is an area source at startup and becomes a major source	Immediately upon becoming a major source.
6. A new source, and emits less than 100 tpy of organic HAP from the combination of all open molding, centrifugal casting, continuous lamination/casting, pultrusion, SMC and BMC manufacturing, and mixing operations at the time of initial compliance with this subpart	Subsequently increases its actual organic HAP emissions to 100 tpy or more from the combination of these operations, which requires that the facility must now meet the standards in §63.5805(d)	3 years from the date that your semi-annual compliance report indicates your facility meets or exceeds the 100 tpy threshold.

Table 3 to Subpart WWWW of Part 63—Organic HAP Emissions Limits for Existing Open Molding Sources, New Open Molding Sources Emitting Less Than 100 TPY of HAP, and New and Existing Centrifugal Casting and Continuous Lamination/Casting Sources that Emit Less Than 100 TPY of HAP

As specified in §63.5805, you must meet the following organic HAP emissions limits that apply to you:

If your operation type is . . .	And you use . . .	¹ Your organic HAP emissions limit is . . .
1. open molding—corrosion-resistant and/or high strength (CR/HS)	a. mechanical resin application b. filament application c. manual resin application	113 lb/ton. 171 lb/ton. 123 lb/ton.
2. open molding—non-CR/HS	a. mechanical resin application b. filament application c. manual resin application	88 lb/ton. 188 lb/ton. 87 lb/ton.
3. open molding—tooling	a. mechanical resin application b. manual resin application	254 lb/ton. 157 lb/ton.
4. open molding—low-flame spread/low-smoke products	a. mechanical resin application b. filament application c. manual resin application	497 lb/ton. 270 lb/ton. 238 lb/ton.
5. open molding—shrinkage controlled resins ²	a. mechanical resin application b. filament application c. manual resin application	354 lb/ton. 215 lb/ton. 180 lb/ton.
6. open molding—gel coat ³	a. tooling gel coating b. white/off white pigmented gel coating c. all other pigmented gel coating d. CR/HS or high performance gel coat e. fire retardant gel coat f. clear production gel coat	440 lb/ton. 267 lb/ton. 377 lb/ton. 605 lb/ton. 854 lb/ton. 522 lb/ton.
7. centrifugal casting—CR/HS	a. resin application with the mold closed, and the mold is vented during spinning and cure b. resin application with the mold closed, and the mold is not vented during spinning and cure c. resin application with the mold open, and the mold is vented during spinning and cure d. resin application with the	25 lb/ton. ⁴ NA—this is considered to be a closed molding operation. 25 lb/ton. ⁴ Use the appropriate open molding emission limit. ⁵

If your operation type is . . .	And you use . . .	¹ Your organic HAP emissions limit is . . .
	mold open, and the mold is not vented during spinning and cure	
8. centrifugal casting—non-CR/HS	a. resin application with the mold closed, and the mold is vented during spinning and cure b. resin application with the mold closed, and mold is not vented during the spinning and cure c. resin application with the mold open, and the mold is vented during spinning and cure d. resin application with the mold open, and the mold is not vented during spinning and cure	20 lb/ton. ⁴ NA—this is considered to be a closed molding operation. 20 lb/ton. ⁴ Use the appropriate open molding emission limit. ⁵
9. pultrusion ⁶	N/A	reduce total organic HAP emissions by at least 60 weight percent.
10. continuous lamination/casting	N/A	reduce total organic HAP emissions by at least 58.5 weight percent or not exceed an organic HAP emissions limit of 15.7 lbs of organic HAP per ton of neat resin plus and neat gel coat plus.

¹Organic HAP emissions limits for open molding and centrifugal casting are expressed as lb/ton. You must be at or below these values based on a 12-month rolling average.

²This emission limit applies regardless of whether the shrinkage controlled resin is used as a production resin or a tooling resin.

³If you only apply gel coat with manual application, for compliance purposes treat the gel coat as if it were applied using atomized spray guns to determine both emission limits and emission factors. If you use multiple application methods and any portion of a specific gel coat is applied using nonatomized spray, you may use the nonatomized spray gel coat equation to calculate an emission factor for the manually applied portion of that gel coat. Otherwise, use the atomized spray gel coat application equation to calculate emission factors.

⁴For compliance purposes, calculate your emission factor using only the appropriate centrifugal casting equation in item 2 of Table 1 to this subpart, or a site specific emission factor for after the mold is closed as discussed in §63.5796.

⁵Calculate your emission factor using the appropriate open molding covered cure emission factor in item 1 of Table 1 to this subpart, or a site specific emission factor as discussed in §63.5796.

⁶Pultrusion machines that produce parts that meet the following criteria: 1,000 or more reinforcements or the glass equivalent of 1,000 ends of 113 yield roving or more; and have a cross sectional area of 60

square inches or more are not subject to this requirement. Their requirement is the work practice of air flow management which is described in Table 4 to this subpart.

[70 FR 50131, Aug. 25, 2005]

Table 4 to Subpart WWWW of Part 63—Work Practice Standards

As specified in §63.5805, you must meet the work practice standards in the following table that apply to you:

For ...	You must ...
1. a new or existing closed molding operation using compression/injection molding	uncover, unwrap or expose only one charge per mold cycle per compression/injection molding machine. For machines with multiple molds, one charge means sufficient material to fill all molds for one cycle. For machines with robotic loaders, no more than one charge may be exposed prior to the loader. For machines fed by hoppers, sufficient material may be uncovered to fill the hopper. Hoppers must be closed when not adding materials. Materials may be uncovered to feed to slitting machines. Materials must be recovered after slitting.
2. a new or existing cleaning operation	not use cleaning solvents that contain HAP, except that styrene may be used as a cleaner in closed systems, and organic HAP containing cleaners may be used to clean cured resin from application equipment. Application equipment includes any equipment that directly contacts resin.
3. a new or existing materials HAP-containing materials storage operation	keep containers that store HAP-containing materials closed or covered except during the addition or removal of materials. Bulk HAP-containing materials storage tanks may be vented as necessary for safety.
4. an existing or new SMC manufacturing operation	close or cover the resin delivery system to the doctor box on each SMC manufacturing machine. The doctor box itself may be open.
5. an existing or new SMC manufacturing operation	use a nylon containing film to enclose SMC.
6. all mixing or BMC manufacturing operations ¹	use mixer covers with no visible gaps present in the mixer covers, except that gaps of up to 1 inch are permissible around mixer shafts and any required instrumentation.
7. all mixing or BMC manufacturing operations ¹	close any mixer vents when actual mixing is occurring, except that venting is allowed during addition of materials, or as necessary prior to adding materials or opening the cover for safety. Vents routed to a 95 percent efficient control device are exempt from this requirement.
8. all mixing or BMC manufacturing operations ¹	keep the mixer covers closed while actual mixing is occurring except when adding materials or changing covers to the mixing vessels.

For ...	You must ...
9. a new or existing pultrusion operation manufacturing parts that meet the following criteria: 1,000 or more reinforcements or the glass equivalent of 1,000 ends of 113 yield roving or more; and have a cross sectional area of 60 square inches or more that is not subject to the 95 percent organic HAP emission reduction requirement	i. not allow vents from the building ventilation system, or local or portable fans to blow directly on or across the wet-out area(s), ii. not permit point suction of ambient air in the wet-out area(s) unless that air is directed to a control device, iii. use devices such as deflectors, baffles, and curtains when practical to reduce air flow velocity across the wet-out area(s), iv. direct any compressed air exhausts away from resin and wet-out area(s),
	v. convey resin collected from drip-off pans or other devices to reservoirs, tanks, or sumps via covered troughs, pipes, or other covered conveyance that shields the resin from the ambient air, vi. cover all reservoirs, tanks, sumps, or HAP-containing materials storage vessels except when they are being charged or filled, and vii. cover or shield from ambient air resin delivery systems to the wet-out area(s) from reservoirs, tanks, or sumps where practical.

¹Containers of 5 gallons or less may be open when active mixing is taking place, or during periods when they are in process (i.e., they are actively being used to apply resin). For polymer casting mixing operations, containers with a surface area of 500 square inches or less may be open while active mixing is taking place.

[70 FR 50133, Aug. 25, 2005]

Alternative Organic HAP Emissions Limits for Open Molding, Centrifugal Casting, and SMC Manufacturing Operations Where the Standards Are Based on a 95 Percent Reduction Requirement

As specified in §63.5805, as an alternative to the 95 percent organic HAP emissions reductions requirement, you may meet the appropriate organic HAP emissions limits in the following table:

If your operation type is . . .	And you use . . .	Your organic HAP emissions limit is a ¹ . . .
1. Open molding—corrosion-resistant and/or high strength (CR/HS)	a. Mechanical resin application	6 lb/ton.
	b. Filament application	9 lb/ton.
	c. Manual resin application	7 lb/ton.
2. Open molding—non-CR/HS	a. mechanical resin application	13 lb/ton.
	b. Filament application	10 lb/ton.
	c. Manual resin application	5 lb/ton.
3. Open molding—tooling	a. Mechanical resin application	13 lb/ton.

If your operation type is . . .	And you use . . .	Your organic HAP emissions limit is a¹ . . .
	b. Manual resin application	8 lb/ton.
4. Open molding—low flame spread/low smoke products	a. Mechanical resin application	25 lb/ton.
	b. Filament application	14 lb/ton.
	c. Manual resin application	12 lb/ton.
5. Open molding—shrinkage controlled resins	a. Mechanical resin application	18 lb/ton.
	b. Filament application	11 lb/ton.
	c. Manual resin application	9 lb/ton.
6. Open molding—gel coat ²	a. Tooling gel coating	22 lb/ton.
	b. White/off white pigmented gel coating	22 lb/ton.
	c. All other pigmented gel coating	19 lb/ton.
	d. CR/HS or high performance gel coat	31 lb/ton.
	e. Fire retardant gel coat	43 lb/ton.
	f. Clear production gel coat	27 lb/ton.
7. Centrifugal casting—CR/HS ^{3,4}	A vent system that moves heated air through the mold	27 lb/ton.
8. Centrifugal casting—non-CR/HS ^{3,4}	A vent system that moves heated air through the mold	21 lb/ton.
7. Centrifugal casting—CR/HS ^{3,4}	A vent system that moves ambient air through the mold	2 lb/ton.
8. Centrifugal casting—non-CR/HS ^{3,4}	A vent system that moves ambient air through the mold	1 lb/ton.
9. SMC Manufacturing	N/A	2.4 lb/ton.

¹Organic HAP emissions limits for open molding and centrifugal casting expressed as lb/ton are calculated using the equations shown in Table 1 to this subpart. You must be at or below these values based on a 12-month rolling average.

²These limits are for spray application of gel coat. Manual gel coat application must be included as part of spray gel coat application for compliance purposes using the same organic HAP emissions factor equation and organic HAP emissions limit. If you only apply gel coat with manual application, treat the manually applied gel coat as if it were applied with atomized spray for compliance determinations.

³Centrifugal casting operations where the mold is not vented during spinning and cure are considered to be closed molding and are not subject to any emissions limit. Centrifugal casting operations where the mold is not vented during spinning and cure, and the resin is applied to the open centrifugal casting mold using mechanical or manual open molding resin application techniques are considered to be open molding operations and the appropriate open molding emission limits apply.

⁴Centrifugal casting operations where the mold is vented during spinning and the resin is applied to the open centrifugal casting mold using mechanical or manual open molding resin application techniques, use the appropriate centrifugal casting emission limit to determine compliance. Calculate your emission factor using the appropriate centrifugal casting emission factor in Table 1 to this subpart, or a site specific emission factor as discussed in §63.5796.

[68 FR 19402, Apr. 21, 2003, as amended at 70 FR 50133, Aug. 25, 2005]

Table 6 to Subpart WWW of Part 63—Basic Requirements for Performance Tests, Performance Evaluations, and Design Evaluations for New and Existing Sources Using Add-On Control Devices

As required in §63.5850 you must conduct performance tests, performance evaluations, and design evaluation according to the requirements in the following table:

For . . .	You must . . .	Using . . .	According to the following requirements . . .
1. Each enclosure used to collect and route organic HAP emissions to an add-on control device that is a PTE	Meet the requirements for a PTE	EPA method 204 of appendix M of 40 CFR part 51	Enclosures that meet the requirements of EPA Method 204 of appendix M of 40 CFR part 51 for a PTE are assumed to have a capture efficiency of 100%. Note that the criteria that all access doors and windows that are not treated as natural draft openings shall be closed during routine operation of the process is not intended to require that these doors and windows be closed at all times. It means that doors and windows must be closed any time that you are not actually moving parts or equipment through them. Also, any styrene retained in hollow parts and liberated outside the PTE is not considered to be a violation of the EPA Method 204 criteria.
2. Each enclosure used to collect and route organic HAP emissions to an add-on control device that is not a PTE	a. Determine the capture efficiency of each enclosure used to capture organic HAP emissions sent to an add-on control device	i. EPA methods 204B through E of appendix M of 40 CFR part 51, or	(1) Enclosures that do not meet the requirements for a PTE must determine the capture efficiency by constructing a temporary total enclosure according to the requirements of EPA Method 204 of appendix M of 40 CFR part 51 and measuring the mass flow rates of the organic HAP in the exhaust streams going to the atmosphere and to the control device. Test runs for EPA Methods 204B through E of appendix M of 40 CFR part 51 must be at least 3 hours.
		ii. An alternative test method that meets the requirements in 40 CFR part 51, appendix M	(1) The alternative test method must the data quality objectives and lower confidence limit approaches for alternative capture efficiency protocols requirements contained in 40 CFR part 63 subpart KK, appendix A.
3. Each control	Determine the control	The test methods	Testing and evaluation requirements are

For . . .	You must . . .	Using . . .	According to the following requirements . . .
device used to comply with a percent reduction requirement, or an organic HAP emissions limit	efficiency of each control device used to control organic HAP emissions	specified in §63.5850 to this subpart	contained in 40 CFR part 63, subpart SS, and §63.5850 to this subpart.
4. Determining organic HAP emission factors for any operation	Determine the mass organic HAP emissions rate	The test methods specified in §63.5850 to this subpart	Testing and evaluation requirements are contained in 40 CFR part 63, subpart SS, and §63.5850 to this subpart.

Table 7 to Subpart WWWW of Part 63—Options Allowing Use of the Same Resin Across Different Operations That Use the Same Resin Type

As specified in §63.5810(d), when electing to use the same resin(s) for multiple resin application methods, you may use any resin(s) with an organic HAP content less than or equal to the values shown in the following table, or any combination of resins whose weighted average organic HAP content based on a 12-month rolling average is less than or equal to the values shown the following table:

If your facility has the following resin type and application method . . .	The highest resin weight is* * * percent organic HAP content, or weighted average weight percent organic HAP content, you can use for . . .	is . . .
1. CR/HS resins, centrifugal casting ^{1,2}	a. CR/HS mechanical	³ 48.0
	b. CR/HS filament application	48.0
	c. CR/HS manual	48.0
2. CR/HS resins, nonatomized mechanical	a. CR/HS filament application	46.4
	b. CR/HS manual	46.4
3. CR/HS resins, filament application	CR/HS manual	42.0
4. non-CR/HS resins, filament application	a. non-CR/HS mechanical	³ 45.0
	b. non-CR/HS manual	45.0
	c. non-CR/HS centrifugal casting ^{1,2}	45.0
5. non-CR/HS resins, nonatomized mechanical	a. non-CR/HS manual	38.5
	b. non-CR/HS centrifugal casting ^{1,2}	38.5
6. non-CR/HS resins, centrifugal casting ^{1,2}	non-CR/HS manual	37.5
7. tooling resins, nonatomized mechanical	tooling manual	91.4

If your facility has the following resin type and application method . . .	The highest resin weight is* * * percent organic HAP content, or weighted average weight percent organic HAP content, you can use for . . .	is . . .
8. tooling resins, manual	tooling atomized mechanical	45.9

¹If the centrifugal casting operation blows heated air through the molds, then 95 percent capture and control must be used if the facility wishes to use this compliance option.

²If the centrifugal casting molds are not vented, the facility may treat the centrifugal casting operations as if they were vented if they wish to use this compliance option.

³Nonatomized mechanical application must be used.

[70 FR 50133, Aug. 25, 2005]

Table 8 to Subpart WWWW of Part 63—Initial Compliance With Organic HAP Emissions Limits

As specified in §63.5860(a), you must demonstrate initial compliance with organic HAP emissions limits as specified in the following table:

For . . .	That must meet the following organic HAP emissions limit . . .	You have demonstrated initial compliance if . . .
1. open molding and centrifugal casting operations	a. an organic HAP emissions limit shown in Tables 3 or 5 to this subpart, or an organic HAP content limit shown in Table 7 to this subpart	i. you have met the appropriate organic HAP emissions limits for these operations as calculated using the procedures in §63.5810 on a 12-month rolling average 1 year after the appropriate compliance date, and/or ii. you demonstrate that any individual resins or gel coats not included in (i) above, as applied, meet their applicable emission limits, or iii. you demonstrate using the appropriate values in Table 7 to this subpart that the weighted average of all resins and gel coats for each resin type and application method meet the appropriate organic HAP contents.
2. open molding centrifugal casting, continuous lamination/casting, SMC and BMC manufacturing, and mixing operations	a. reduce total organic HAP emissions by at least 95 percent by weight	total organic HAP emissions, based on the results of the capture efficiency and destruction efficiency testing specified in Table 6 to this subpart, are reduced by at least 95 percent by weight.
3. continuous lamination/casting operations	a. reduce total organic HAP emissions, by at least 58.5 weight percent, or	total organic HAP emissions, based on the results of the capture efficiency and destruction efficiency in Table 6 to this subpart and the calculation procedures specified in §§63.5865 through 63.5890, are reduced by at least 58.5 percent by weight.
	b. not exceed an organic HAP emissions limit of 15.7 lbs of organic HAP	total organic HAP emissions, based on the results of the capture efficiency and destruction efficiency testing specified in Table 6 to this

For . . .	That must meet the following organic HAP emissions limit . . .	You have demonstrated initial compliance if . . .
	per ton of neat resin plus and neat gel coat plus	subpart and the calculation procedures specified in §§63.5865 through 63.5890, do not exceed 15.7 lbs of organic HAP per ton of neat resin plus and neat gel coat plus.
4. continuous lamination/casting operations	a. reduce total organic HAP emissions by at least 95 weight percent or	total organic HAP emissions, based on the results of the capture efficiency and destruction efficiency testing specified in Table 6 to this subpart and the calculation procedures specified in §§63.5865 through 63.5890, are reduced by at least 95 percent by weight
	b. not exceed an organic HAP emissions limit of 1.47 lbs of organic HAP per ton of neat resin plus and neat gel coat plus	total organic HAP emissions, based on the results of the capture efficiency and destruction efficiency testing specified in Table 6 and the calculation procedures specified in §§63.5865 through 63.5890, do not exceed 1.47 lbs of organic HAP of per ton of neat resin plus and neat gel coat plus.
5. pultrusion operations	a. reduce total organic HAP emissions by at least 60 percent by weight	i. total organic HAP emissions, based on the results of the capture efficiency and add-on control device destruction efficiency testing specified in Table 6 to this subpart, are reduced by at least 60 percent by weight, and/or ii. as part of the notification of initial compliance status, the owner/operator submits a certified statement that all pultrusion lines not controlled with an add-on control device, but for which an emission reduction is being claimed, are using direct die injection, and/or wet-area enclosures that meet the criteria of §63.5830.
6. pultrusion operations	a. reduce total organic HAP emissions by at least 95 percent by weight	i. total organic HAP emissions, based on the results of the capture efficiency and add-on control device destruction efficiency testing specified in Table 6 to this subpart, are reduced by at least 95 percent by weight.

[70 FR 50134, Aug. 25, 2005]

Table 9 to Subpart WWWW of Part 63—Initial Compliance With Work Practice Standards

As specified in §63.5860(a), you must demonstrate initial compliance with work practice standards as specified in the following table:

For . . .	That must meet the following standards . . .	You have demonstrated initial compliance if . . .
1. a new or existing closed molding operation using compression/injection molding	uncover, unwrap or expose only one charge per mold cycle per compression/injection molding	the owner or operator submits a certified statement in the notice of compliance status that only one

For . . .	That must meet the following standards . . .	You have demonstrated initial compliance if . . .
	<p>machine. For machines with multiple molds, one charge means sufficient material to fill all molds for one cycle. For machines with robotic loaders, no more than one charge may be exposed prior to the loader. For machines fed by hoppers, sufficient material may be uncovered to fill the hopper. Hoppers must be closed when not adding materials. Materials may be uncovered to feed to slitting machines. Materials must be recovered after slitting</p>	<p>charge is uncovered, unwrapped, or exposed per mold cycle per compression/injection molding machine, or prior to the loader, hoppers are closed except when adding materials, and materials are recovered after slitting.</p>
<p>2. a new or existing cleaning operation</p>	<p>not use cleaning solvents that contain HAP, except that styrene may be used in closed systems, and organic HAP containing materials may be used to clean cured resin from application equipment. Application equipment includes any equipment that directly contacts resin between storage and applying resin to the mold or reinforcement</p>	<p>the owner or operator submits a certified statement in the notice of compliance status that all cleaning materials, except styrene contained in closed systems, or materials used to clean cured resin from application equipment, contain no HAP.</p>
<p>3. a new or existing materials HAP-containing materials storage operation</p>	<p>keep containers that store HAP-containing materials closed or covered except during the addition or removal of materials. Bulk HAP-containing materials storage tanks may be vented as necessary for safety</p>	<p>the owner or operator submits a certified statement in the notice of compliance status that all HAP-containing storage containers are kept closed or covered except when adding or removing materials, and that any bulk storage tanks are vented only as necessary for safety.</p>
<p>4. an existing or new SMC manufacturing operation</p>	<p>close or cover the resin delivery system to the doctor box on each SMC manufacturing machine. The doctor box itself may be open</p>	<p>the owner or operator submits a certified statement in the notice of compliance status that the resin delivery system is closed or covered.</p>
<p>5. an existing or new SMC manufacturing operation</p>	<p>use a nylon containing film to enclose SMC</p>	<p>the owner or operator submits a certified statement in the notice of compliance status that a nylon-containing film is used to enclose SMC.</p>
<p>6. an existing or new mixing or BMC manufacturing operation</p>	<p>use mixer covers with no visible gaps present in the mixer covers, except that gaps of up to 1 inch are permissible around mixer shafts and any required instrumentation</p>	<p>the owner or operator submits a certified statement in the notice of compliance status that mixer covers are closed during mixing except when adding materials to</p>

For . . .	That must meet the following standards . . .	You have demonstrated initial compliance if . . .
		the mixers, and that gaps around mixer shafts and required instrumentation are less than 1 inch.
7. an existing mixing or BMC manufacturing operation	not actively vent mixers to the atmosphere while the mixing agitator is turning, except that venting is allowed during addition of materials, or as necessary prior to adding materials for safety	the owner or operator submits a certified statement in the notice of compliance status that mixers are not actively vented to the atmosphere when the agitator is turning except when adding materials or as necessary for safety.
8. a new or existing mixing or BMC manufacturing operation	keep the mixer covers closed during mixing except when adding materials to the mixing vessels	the owner or operator submits a certified statement in the notice of compliance status that mixers closed except when adding materials to the mixing vessels.
9. a new or existing pultrusion operation manufacturing parts that meet the following criteria: 1,000 or more reinforcements or the glass equivalent of 1,000 ends of 113 yield roving or more; and have a cross sectional area of 60 square inches or more that is not subject to the 95 percent organic HAP emission reduction requirement	<ul style="list-style-type: none"> i. Not allow vents from the building ventilation system, or local or portable fans to blow directly on or across the wet-out area(s), ii. not permit point suction of ambient air in the wet-out area(s) unless that air is directed to a control device, iii. use devices such as deflectors, baffles, and curtains when practical to reduce air flow velocity across the wet-out area(s), iv. direct any compressed air exhausts away from resin and wet-out area(s), v. convey resin collected from drip-off pans or other devices to reservoirs, tanks, or sumps via covered troughs, pipes, or other covered conveyance that shields the resin from the ambient air, vi. cover all reservoirs, tanks, sumps, or HAP-containing materials storage vessels except when they are being charged or filled, and vii. cover or shield from ambient air resin delivery systems to the wet-out area(s) from reservoirs, tanks, or sumps where practical. 	the owner or operator submits a certified statement in the notice of compliance status that they have complied with all the requirements listed in 9.i through 9.vii.

Table 10 to Subpart WWWW of Part 63—Data Requirements for New and Existing Continuous Lamination Lines and Continuous Casting Lines Complying With a Percent Reduction Limit on a Per Line Basis

As required in §63.5865(a), in order to comply with a percent reduction limit for continuous lamination lines and continuous casting lines you must determine the data in the following table:

For each line where the wet-out area . . .	And the oven . . .	You must determine . . .
1. Has an enclosure that is not a permanent total enclosure (PTE) and the captured organic HAP emissions are controlled by an add-on control device	a. Is uncontrolled	i. Annual uncontrolled wet-out area organic HAP emissions, ii. Annual controlled wet-out area organic HAP emissions, iii. Annual uncontrolled oven organic HAP emissions, iv. The capture efficiency of the wet-out area enclosure,
		v. The destruction efficiency of the add-on control device, and vi. The amount of neat resin plus and neat gel coat plus applied.
2. Has an enclosure that is a PTE and the captured organic HAP emissions are controlled by an add-on control device	a. Is uncontrolled	i. Annual uncontrolled wet-out area organic HAP emissions, ii. Annual controlled wet-out area organic HAP emissions, iii. Annual uncontrolled oven organic HAP emissions, iv. That the wet-out area enclosure meets the requirements of EPA Method 204 of appendix M to 40 CFR part 51 for a PTE, v. The destruction efficiency of the add-on control device, and vi. The amount of neat resin plus and neat gel coat plus applied.
3. Is uncontrolled	a. Is controlled by an add-on control device	i. Annual uncontrolled wet-out area organic HAP emissions, ii. Annual uncontrolled oven organic HAP emissions, iii. Annual controlled oven organic HAP emissions, iv. The capture efficiency of the oven, v. the destruction efficiency of the add-on control device, and vi. the amount of neat resin plus and neat gel coat plus applied.
4. Has an enclosure that is not a PTE and the captured organic HAP emissions are controlled by an add-on control device	a. Is controlled by an add-on control device	i. Annual uncontrolled wet-out area organic HAP emissions, ii. Annual controlled wet-out area organic HAP emissions, iii. Annual uncontrolled oven organic HAP emissions,

For each line where the wet-out area . . .	And the oven . . .	You must determine . . .
		iv. Annual controlled oven organic HAP emissions; v. The capture efficiency of the wet-out area enclosure, vi. Inlet organic HAP emissions to the add-on control device, vii. Outlet organic HAP emissions from the add-on control device, and viii. The amount of neat resin plus and neat gel coat plus applied.
5. Has an enclosure that is a PTE and the captured organic HAP emissions are controlled by an add-on control device	a. Is controlled by an add-on control device	i. That the wet-out area enclosure meets the requirements of EPA Method 204 of appendix M to 40 CFR part 51 for a PTE, ii. The capture efficiency of the oven, and
		iii. The destruction efficiency of the add-on control device.

Table 11 to Subpart WWWW of Part 63—Data Requirements for New and Existing Continuous Lamination and Continuous Casting Lines Complying With a Percent Reduction Limit or a Lbs/Ton Limit on an Averaging Basis

As required in §63.5865, in order to comply with a percent reduction limit or a lbs/ton limit on an averaging basis for continuous lamination lines and continuous casting lines you must determine the data in the following table:

For each . . .	That . . .	You must determine . . .
1. Wet-out area	Is uncontrolled	Annual uncontrolled wet-out area organic HAP emissions.
2. Wet-out area	a. Has an enclosure that is not a PTE	i. The capture efficiency of the enclosure, and ii. Annual organic HAP emissions that escape the enclosure.
3. Wet-out area	Has an enclosure that is a PTE	That the enclosure meets the requirements of EPA Method 204 of appendix M to 40 CFR part 51 for a PTE.
4. Oven	Is uncontrolled	Annual uncontrolled oven organic HAP emissions.
5. Line	a. Is controlled or uncontrolled	i. The amount of neat resin plus applied, and ii. The amount of neat gel coat plus applied.
6. Add-on control device		i. Total annual inlet organic HAP emissions, and total annual outlet organic HAP emissions.

Table 12 to Subpart WWWW of Part 63—Data Requirements for New and Existing Continuous Lamination Lines and Continuous Casting Lines Complying With a Lbs/Ton Organic HAP Emissions Limit on a Per Line Basis

As required in §63.5865(b), in order to comply with a lbs/ton organic HAP emissions limit for continuous lamination lines and continuous casting lines you must determine the data in the following table:

For each line where the wet- out area . . .	And the oven . . .	You must determine . . .
1. Is uncontrolled	a. Is uncontrolled	i. Annual uncontrolled wet-out area organic HAP emissions, ii. Annual uncontrolled oven organic HAP emissions, and iii. Annual neat resin plus and neat gel coat plus applied.
2. Has an enclosure that is not a PTE and the captured organic HAP emissions are controlled by an add-on control device	a. Is uncontrolled	i. Annual uncontrolled wet-out area organic HAP emissions, ii. Annual controlled wet-out area organic HAP emissions, iii. Annual uncontrolled oven organic HAP emissions,
		iv. The capture efficiency of the wet-out area enclosure, v. The destruction efficiency of the add-on control device, and vi. The amount of neat resin plus and neat gel coat plus applied.
3. Has an enclosure that is a PTE, and the captured organic HAP emissions are controlled by an add-on control device	a. Is uncontrolled	i. Annual uncontrolled wet-out area organic HAP emissions, ii. Annual controlled wet-out area organic HAP emissions, iii. Annual uncontrolled oven organic HAP emissions,
		iv. That the wet-out area enclosure meets the requirements of EPA Method 204 of appendix M to 40 CFR part 51 for a PTE, v. The destruction efficiency of the add-on control device, and vi. The amount of neat resin plus and neat gel coat plus applied.
4. Is uncontrolled	a. Is controlled by an add-on control device	i. Annual uncontrolled wet-out area organic HAP emissions, ii. Annual uncontrolled oven organic HAP emissions, iii. Annual controlled oven organic HAP emissions,
		iv. The capture efficiency of the oven, v. The destruction efficiency of the add-on control device, and vi. The amount of neat resin plus and neat

For each line where the wet- out area . . .	And the oven . . .	You must determine . . .
		gel coat plus applied.
5. Has an enclosure that is not a PTE and the captured organic HAP emissions are controlled by an add-on control device	a. Is controlled by an add-on control device	i. Annual uncontrolled wet-out area organic HAP emissions, ii. Annual controlled wet-out area organic HAP emissions, iii. Annual uncontrolled oven organic HAP emissions,
		iv. Annual controlled oven organic HAP emissions, v. The capture efficiency of the wet-out area enclosure, vi. The capture efficiency of the oven,
		vii. The destruction efficiency of the add-on control device, and viii. The amount of neat resin plus and neat gel coat plus applied.
6. Has an enclosure that is a PTE, and the captured organic HAP emissions are controlled by add-on control device	a. Is controlled by an add-on control device	i. That the wet-out area enclosure meets the requirements of EPA Method 204 of appendix M to 40 CFR part 51 for a PTE, ii. The capture efficiency of the oven, iii. Inlet organic HAP emissions to the an add-on control device, and
		iv. Outlet organic HAP emissions from the add-on control device.

Table 13 to Subpart WWWW of Part 63—Applicability and Timing of Notifications

As required in §63.5905(a), you must determine the applicable notifications and submit them by the dates shown in the following table:

If your facility . . .	You must submit . . .	By this date . . .
1. Is an existing source subject to this subpart	An Initial Notification containing the information specified in §63.9(b)(2)	No later than the dates specified in §63.9(b)(2).
2. Is a new source subject to this subpart	The notifications specified in §63.9(b)(4) and (5)	No later than the dates specified §63.9(b)(4) and (5).
3. Qualifies for a compliance extension as specified in §63.9(c)	A request for a compliance extension as specified in §63.9(c)	No later than the dates specified in §63.6(i).
4. Is complying with organic HAP emissions limit averaging provisions	A Notification of Compliance Status as specified in §63.9(h)	No later than 1 year plus 30 days after your facility's compliance date.
5. Is complying with organic HAP content limits, application equipment requirements, or organic HAP emissions	A Notification of Compliance Status as specified in §63.9(h)	No later than 30 calendar days after your facility's compliance date.

If your facility . . .	You must submit . . .	By this date . . .
limit other than organic HAP emissions limit averaging		
6. Is complying by using an add-on control device	a. A notification of intent to conduct a performance test as specified in §63.9(e)	No later than the date specified in §63.9(e).
	b. A notification of the date for the CMS performance evaluation as specified in §63.9(g)	The date of submission of notification of intent to conduct a performance test.
	c. A Notification of Compliance Status as specified in §63.9(h)	No later than 60 calendar days after the completion of the add-on control device performance test and CMS performance evaluation.

Table 14 to Subpart WWW of Part 63—Requirements for Reports

As required in §63.5910(a), (b), (g), and (h), you must submit reports on the schedule shown in the following table:

You must submit a(n)	The report must contain . . .	You must submit the report . . .
1. Compliance report	a. A statement that there were no deviations during that reporting period if there were no deviations from any emission limitations (emission limit, operating limit, opacity limit, and visible emission limit) that apply to you and there were no deviations from the requirements for work practice standards in Table 4 to this subpart that apply to you. If there were no periods during which the CMS, including CEMS, and operating parameter monitoring systems, was out of control as specified in §63.8(c)(7), the report must also contain a statement that there were no periods during which the CMS was out of control during the reporting period	Semiannually according to the requirements in §63.5910(b).
	b. The information in §63.5910(d) if you have a deviation from any emission limitation (emission limit, operating limit, or work practice standard) during the reporting period. If there were periods during which the CMS, including CEMS, and operating parameter monitoring systems, was out of control, as specified in §63.8(c)(7), the report must contain the information in §63.5910(e)	Semiannually according to the requirements in §63.5910(b).
	c. The information in §63.10(d)(5)(i) if you had a startup, shutdown or malfunction during the	Semiannually according to the requirements in

You must submit a(n)	The report must contain . . .	You must submit the report . . .
	reporting period, and you took actions consistent with your startup, shutdown, and malfunction plan	§63.5910(b).
2. An immediate startup, shutdown, and malfunction report if you had a startup, shutdown, or malfunction during the reporting period that is not consistent with your startup, shutdown, and malfunction plan	a. Actions taken for the event	By fax or telephone within 2 working days after starting actions inconsistent with the plan.
	b. The information in §63.10(d)(5)(ii)	By letter within 7 working days after the end of the event unless you have made alternative arrangements with the permitting authority. (§63.10(d)(5)(ii)).

Table 15 to Subpart WWWW of Part 63—Applicability of General Provisions (Subpart A) to Subpart WWWW of Part 63

As specified in §63.5925, the parts of the General Provisions which apply to you are shown in the following table:

The general provisions reference . . .	That addresses . . .	And applies to subpart WWWW of part 63 . . .	Subject to the following additional information . . .
§63.1(a)(1)	General applicability of the general provisions	Yes	Additional terms defined in subpart WWWW of Part 63, when overlap between subparts A and WWWW of Part 63 of this part, subpart WWWW of Part 63 takes precedence.
§63.1(a)(2) through (4)	General applicability of the general provisions	Yes	
§63.1(a)(5)	Reserved	No	
§63.1(a)(6)	General applicability of the general provisions	Yes	
§63.1(a)(7) through (9)	Reserved	No	
§63.1(a)(10) through (14)	General applicability of the general provisions	Yes	
§63.1(b)(1)	Initial applicability determination	Yes	Subpart WWWW of Part 63

The general provisions reference . . .	That addresses . . .	And applies to subpart WWWW of part 63 . . .	Subject to the following additional information . . .
			clarifies the applicability in §§63.5780 and 63.5785.
§63.1(b)(2)	Reserved	No.	
§63.1(b)(3)	Record of the applicability determination	Yes	
§63.1(c)(1)	Applicability of this part after a relevant standard has been set under this part	Yes	Subpart WWWW of Part 63 clarifies the applicability of each paragraph of subpart A to sources subject to subpart WWWW of Part 63.
§63.1(c)(2)	Title V operating permit requirement	Yes	All major affected sources are required to obtain a title V operating permit. Area sources are not subject to subpart WWWW of Part 63.
§63.1(c)(3) and (4)	Reserved	No	
§63.1(c)(5)	Notification requirements for an area source that increases HAP emissions to major source levels	Yes	
§63.1(d)	Reserved	No	
§63.1(e)	Applicability of permit program before a relevant standard has been set under this part	Yes	
§63.2	Definitions	Yes	Subpart WWWW of Part 63 defines terms in §63.5935. When overlap between subparts A and WWWW of Part 63 occurs, you must comply with the subpart WWWW of Part 63 definitions, which take precedence over the subpart A definitions.
§63.3	Units and abbreviations	Yes	Other units and abbreviations used in subpart WWWW of Part 63 are defined in subpart WWWW of Part 63.
§63.4	Prohibited activities and circumvention	Yes	§63.4(a)(3) through (5) is reserved and does not apply.
§63.5(a)(1) and (2)	Applicability of construction and reconstruction	Yes	Existing facilities do not become reconstructed under subpart WWWW of Part 63.
§63.5(b)(1)	Relevant standards for new sources	Yes	Existing facilities do not become

The general provisions reference . . .	That addresses . . .	And applies to subpart WWWW of part 63 . . .	Subject to the following additional information . . .
	upon construction		reconstructed under subpart WWWW of Part 63.
§63.5(b)(2)	Reserved	No	
§63.5(b)(3)	New construction/reconstruction	Yes	Existing facilities do not become reconstructed under subpart WWWW of Part 63.
§63.5(b)(4)	Construction/reconstruction notification	Yes	Existing facilities do not become reconstructed under subpart WWWW of Part 63.
§63.5(b)(5)	Reserved	No	
§63.5(b)(6)	Equipment addition or process change	Yes	Existing facilities do not become reconstructed under subpart WWWW of Part 63.
§63.5(c)	Reserved	No	
§63.5(d)(1)	General application for approval of construction or reconstruction	Yes	Existing facilities do not become reconstructed under subpart WWWW of Part 63.
§63.5(d)(2)	Application for approval of construction	Yes	
§63.5(d)(3)	Application for approval of reconstruction	No	
§63.5(d)(4)	Additional information	Yes	
§63.5(e)(1) through (5)	Approval of construction or reconstruction	Yes	
§63.5(f)(1) and (2)	Approval of construction or reconstruction based on prior State preconstruction review	Yes	
§63.6(a)(1)	Applicability of compliance with standards and maintenance requirements	Yes	
§63.6(a)(2)	Applicability of area sources that increase HAP emissions to become major sources	Yes	
§63.6(b)(1) through (5)	Compliance dates for new and reconstructed sources	Yes	Subpart WWWW of Part 63 clarifies compliance dates in §63.5800.
§63.6(b)(6)	Reserved	No	
§63.6(b)(7)	Compliance dates for new operations or equipment that cause an area source to	Yes	New operations at an existing facility are not subject to new

The general provisions reference . . .	That addresses . . .	And applies to subpart WWWW of part 63 . . .	Subject to the following additional information . . .
	become a major source		source standards.
§63.6(c)(1) and (2)	Compliance dates for existing sources	Yes	Subpart WWWW of Part 63 clarifies compliance dates in §63.5800.
§63.6(c)(3) and (4)	Reserved	No	
§63.6(c)(5)	Compliance dates for existing area sources that become major	Yes	Subpart WWWW of Part 63 clarifies compliance dates in §63.5800.
§63.6(d)	Reserved	No	
§63.6(e)(1) and (2)	Operation & maintenance requirements	Yes	
§63.6(e)(3)	Startup, shutdown, and malfunction plan and recordkeeping	Yes	Subpart WWWW of Part 63 requires a startup, shutdown, and malfunction plan only for sources using add-on controls.
§63.6(f)(1)	Compliance except during periods of startup, shutdown, and malfunction	No	Subpart WWWW of Part 63 requires compliance during periods of startup, shutdown, and malfunction, except startup, shutdown, and malfunctions for sources using add-on controls.
§63.6(f)(2) and (3)	Methods for determining compliance	Yes	
§63.6(g)(1) through (3)	Alternative standard	Yes	
§63.6(h)	Opacity and visible emission Standards	No	Subpart WWWW of Part 63 does not contain opacity or visible emission standards.
§63.6(i)(1) through (14)	Compliance extensions	Yes	
§63.6(i)(15)	Reserved	No	
§63.6(i)(16)	Compliance extensions	Yes	
§63.6(j)	Presidential compliance exemption	Yes	
§63.7(a)(1)	Applicability of performance testing requirements	Yes	
§63.7(a)(2)	Performance test dates	No	Subpart WWWW of Part 63 initial compliance requirements are in §63.5840.

The general provisions reference . . .	That addresses . . .	And applies to subpart WWWW of part 63 . . .	Subject to the following additional information . . .
§63.7(a)(3)	CAA Section 114 authority	Yes	
§63.7(b)(1)	Notification of performance test	Yes	
§63.7(b)(2)	Notification rescheduled performance test	Yes	
§63.7(c)	Quality assurance program, including test plan	Yes	Except that the test plan must be submitted with the notification of the performance test.
§63.7(d)	Performance testing facilities	Yes	
§63.7(e)	Conditions for conducting performance tests	Yes	Performance test requirements are contained in §63.5850. Additional requirements for conducting performance tests for continuous lamination/casting are included in §63.5870.
§63.7(f)	Use of alternative test method	Yes	
§63.7(g)	Performance test data analysis, recordkeeping, and reporting	Yes	
§63.7(h)	Waiver of performance tests	Yes	
§63.8(a)(1) and (2)	Applicability of monitoring requirements	Yes	
§63.8(a)(3)	Reserved	No	
§63.8(a)(4)	Monitoring requirements when using flares	Yes	
§63.8(b)(1)	Conduct of monitoring exceptions	Yes	
§63.8(b)(2) and (3)	Multiple effluents and multiple monitoring systems	Yes	
§63.8(c)(1)	Compliance with CMS operation and maintenance requirements	Yes	This section applies if you elect to use a CMS to demonstrate continuous compliance with an emission limit.
§63.8(c)(2) and (3)	Monitoring system installation	Yes	This section applies if you elect to use a CMS to demonstrate continuous compliance with an emission limit.
§63.8(c)(4)	CMS requirements	Yes	This section applies if you elect to use a CMS to demonstrate continuous compliance with an emission limit.

The general provisions reference . . .	That addresses . . .	And applies to subpart WWWW of part 63 . . .	Subject to the following additional information . . .
§63.8(c)(5)	Continuous Opacity Monitoring System (COMS) minimum procedures	No	Subpart WWWW of Part 63 does not contain opacity standards.
§63.8(c)(6) through (8)	CMS calibration and periods CMS is out of control	Yes	This section applies if you elect to use a CMS to demonstrate continuous compliance with an emission limit.
§63.8(d)	CMS quality control program, including test plan and all previous versions	Yes	This section applies if you elect to use a CMS to demonstrate continuous compliance with an emission limit.
§63.8(e)(1)	Performance evaluation of CMS	Yes	This section applies if you elect to use a CMS to demonstrate continuous compliance with an emission limit.
§63.8(e)(2)	Notification of performance evaluation	Yes	This section applies if you elect to use a CMS to demonstrate continuous compliance with an emission limit.
§63.8(e)(3) and (4)	CMS requirements/alternatives	Yes	This section applies if you elect to use a CMS to demonstrate continuous compliance with an emission limit.
§63.8(e)(5)(i)	Reporting performance evaluation results	Yes	This section applies if you elect to use a CMS to demonstrate continuous compliance with an emission limit.
§63.8(e)(5)(ii)	Results of COMS performance evaluation	No	Subpart WWWW of Part 63 does not contain opacity standards.
§63.8(f)(1) through (3)	Use of an alternative monitoring method	Yes	
§63.8(f)(4)	Request to use an alternative monitoring method	Yes	
§63.8(f)(5)	Approval of request to use an alternative monitoring method	Yes	
§63.8(f)(6)	Request for alternative to relative accuracy test and associated records	Yes	This section applies if you elect to use a CMS to demonstrate continuous compliance with an emission limit.
§63.8(g)(1) through (5)	Data reduction	Yes	
§63.9(a)(1)	Notification requirements and general	Yes	

The general provisions reference . . .	That addresses . . .	And applies to subpart WWWW of part 63 . . .	Subject to the following additional information . . .
through (4)	information		
§63.9(b)(1)	Initial notification applicability	Yes	
§63.9(b)(2)	Notification for affected source with initial startup before effective date of standard	Yes	
§63.9(b)(3)	Reserved	No	
§63.9(b)(4)(i)	Notification for a new or reconstructed major affected source with initial startup after effective date for which an application for approval of construction or reconstruction is required	Yes	
§63.9(b)(4)(ii) through (iv)	Reserved	No	
§63.9(b)(4)(v)	Notification for a new or reconstructed major affected source with initial startup after effective date for which an application for approval of construction or reconstruction is required	Yes	Existing facilities do not become reconstructed under subpart WWWW of Part 63.
§63.9(b)(5)	Notification that you are subject to this subpart for new or reconstructed affected source with initial startup after effective date and for which an application for approval of construction or reconstruction is not required	Yes	Existing facilities do not become reconstructed under subpart WWWW of Part 63.
§63.9(c)	Request for compliance extension	Yes	
§63.9(d)	Notification of special compliance requirements for new source	Yes	
§63.9(e)	Notification of performance test	Yes	
§63.9(f)	Notification of opacity and visible emissions observations	No	Subpart WWWW of Part 63 does not contain opacity or visible emission standards.
§63.9(g)(1)	Additional notification requirements for sources using CMS	Yes	This section applies if you elect to use a CMS to demonstrate continuous compliance with an emission limit.
§63.9(g)(2)	Notification of compliance with opacity emission standard	No	Subpart WWWW of Part 63 does not contain opacity emission standards.
§63.9(g)(3)	Notification that criterion to continue use of alternative to relative accuracy testing	Yes	This section applies if you elect to use a CMS to demonstrate

The general provisions reference . . .	That addresses . . .	And applies to subpart WWWW of part 63 . . .	Subject to the following additional information . . .
	has been exceeded		continuous compliance with an emission limit.
§63.9(h)(1) through (3)	Notification of compliance status	Yes	
§63.9(h)(4)	Reserved	No	
§63.9(h)(5) and (6)	Notification of compliance status	Yes	
§63.9(i)	Adjustment of submittal deadlines	Yes	
§63.9(j)	Change in information provided	Yes	
§63.10(a)	Applicability of recordkeeping and reporting	Yes	
§63.10(b)(1)	Records retention	Yes	
§63.10(b)(2)(i) through (v)	Records related to startup, shutdown, and malfunction	Yes	Only applies to facilities that use an add-on control device.
§63.10(b)(2)(vi) through (xi)	CMS records, data on performance tests, CMS performance evaluations, measurements necessary to determine conditions of performance tests, and performance evaluations	Yes	
§63.10(b)(2)(xii)	Record of waiver of recordkeeping and reporting	Yes	
§63.10(b)(2)(xiii)	Record for alternative to the relative accuracy test	Yes	
§63.10(b)(2)(xiv)	Records supporting initial notification and notification of compliance status	Yes	
§63.10(b)(3)	Records for applicability determinations	Yes	
§63.10(c)(1)	CMS records	Yes	This section applies if you elect to use a CMS to demonstrate continuous compliance with an emission limit.
§63.10(c)(2) through (4)	Reserved	No	
§63.10(c)(5) through (8)	CMS records	Yes	This section applies if you elect to use a CMS to demonstrate continuous compliance with an emission limit.
§63.10(c)(9)	Reserved	No	
§63.10(c)(10)	CMS records	Yes	This section applies if you elect to

The general provisions reference . . .	That addresses . . .	And applies to subpart WWWW of part 63 . . .	Subject to the following additional information . . .
through (15)			use a CMS to demonstrate continuous compliance with an emission limit.
§63.10(d)(1)	General reporting requirements	Yes	
§63.10(d)(2)	Report of performance test results	Yes	
§63.10(d)(3)	Reporting results of opacity or visible emission observations	No	Subpart WWWW of Part 63 does not contain opacity or visible emission standards.
§63.10(d)(4)	Progress reports as part of extension of compliance	Yes	
§63.10(d)(5)	Startup, shutdown, and malfunction reports	Yes	Only applies if you use an add-on control device.
§63.10(e)(1) through (3)	Additional reporting requirements for CMS	Yes	This section applies if you have an add-on control device and elect to use a CEM to demonstrate continuous compliance with an emission limit.
§63.10(e)(4)	Reporting COMS data	No	Subpart WWWW of Part 63 does not contain opacity standards.
§63.10(f)	Waiver for recordkeeping or reporting	Yes	
§63.11	Control device requirements	Yes	Only applies if you elect to use a flare as a control device.
§63.12	State authority and delegations	Yes	
§63.13	Addresses of State air pollution control agencies and EPA Regional Offices	Yes	
§63.14	Incorporations by reference	Yes	
§63.15	Availability of information and confidentiality	Yes	

Appendix A to Subpart WWWW of Part 63—Test Method for Determining Vapor Suppressant Effectiveness

1. Scope and Application

1.1 *Applicability.* If a facility is using vapor suppressants to reduce hazardous air pollutant (HAP) emissions, the organic HAP emission factor equations in Table 1 to this subpart require that the vapor suppressant effectiveness factor be determined. The vapor suppressant effectiveness factor is then used as one of the inputs into the appropriate organic HAP emission factor equation. The vapor suppressant effectiveness factor test is not intended to quantify overall volatile emissions from a resin, nor to be used as a stand-alone test for emissions determination. This test is designed to evaluate the performance of

film forming vapor suppressant resin additives. The results of this test are used only in combination with the organic HAP emissions factor equations in Table 1 to this subpart to generate emission factors.

1.1.1 The open molding process consists of application of resin and reinforcements to the mold surface, followed by a manual rollout process to consolidate the laminate, and the curing stage where the laminate surface is not disturbed. Emission studies have shown that approximately 50 percent to 55 percent of the emissions occur while the resin is being applied to the mold. Vapor suppressants have little effect during this portion of the lamination process, but can have a significant effect during the curing stage. Therefore, if a suppressant is 100 percent effective, the overall emissions from the process would be reduced by 45 percent to 50 percent, representing the emissions generated during the curing stage. In actual practice, vapor suppressant effectiveness will be less than 100 percent and the test results determine the specific effectiveness in terms of the vapor suppressant effectiveness factor. This factor represents the effectiveness of a specific combination of suppressant additive and resin formulation.

1.1.2 A resin manufacturer may supply a molder with a vapor-suppressed resin, and employ this test to provide the molder with the vapor suppressant effectiveness factor for that combination of resin and vapor suppressant. The factor qualifies the effectiveness of the vapor suppressant when the resin is tested in the specific formulation supplied to the molder. The addition of fillers or other diluents by the molder may impact the effectiveness of the vapor suppressant. The formulation, including resin/glass ratio and filler content, used in the test should be similar to the formulation to be used in production. The premise of this method is to compare laminate samples made with vapor suppressant additive and made without the additive. The difference in emissions between the two yields the vapor suppressant effectiveness factor.

1.1.3 The method uses a mass balance determination to establish the relative loss of the volatile component from unsaturated polyester or vinyl ester resins, with and without vapor suppressant additives. The effectiveness of a specific vapor suppressant and resin mixture is determined by comparing the relative volatile weight losses from vapor suppressed and non-suppressed resins. The volatile species are not separately analyzed. While the species contained in the volatile component are not determined, an extended listing of potential monomer that may be contained in unsaturated polyester or vinyl ester resins is provided in Table 1.1. However, most polyester and vinyl ester resin formulations presently used by the composites industry only contain styrene monomer.

Table 1.1—List of Monomers Potentially Present in Unsaturated Polyester/Vinyl Ester Resins

Monomer	CAS No.
Styrene	100-42-5.
Vinyl toluene	25013-15-4.
Methyl methacrylate	80-62-6.
Alpha methyl styrene	98-83-9.
Para methyl styrene	Vinyl toluene isomer.
Chlorostyrene	1331-28-8.
Diallyl phthalate	131-17-9.
Other volatile monomers	Various.

2. Summary of Method

2.1 Differences in specific resin and suppressant additive chemistry affect the performance of a vapor suppressant. The purpose of this method is to quantify the effectiveness of a specific combination of

vapor suppressant and unsaturated polyester or vinyl ester resin as they are to be used in production. This comparative test quantifies the loss of volatiles from a fiberglass reinforced laminate during the roll-out and curing emission phases, for resins formulated with and without a suppressant additive. A criterion for this method is the testing of a non-vapor suppressed resin system and testing the same resin with a vapor suppressant. The two resins are as identical as possible with the exception of the addition of the suppressant to one. The exact formulation used for the test will be determined by the in-use production requirements. Each formulation of resin, glass, fillers, and additives is developed to meet particular customer and or performance specifications.

2.2 The result of this test is used as an input factor in the organic HAP emissions factor equations in Table 1 to this subpart, which allows these equations to predict emissions from a specific combination of resin and suppressant. This test does not provide an emission rate for the entire lamination process.

3. Definitions and Acronyms

3.1 Definitions

3.1.1 *Vapor suppressant.* An additive that inhibits the evaporation of volatile components in unsaturated polyester or vinyl ester resins.

3.1.2 *Unsaturated polyester resin.* A thermosetting resin commonly used in composites molding.

3.1.3 *Unsaturated vinyl ester resin.* A thermosetting resin used in composites molding for corrosion resistant and high performance applications.

3.1.4 *Laminate.* A combination of fiber reinforcement and a thermoset resin.

3.1.5 *Chopped strand mat.* Glass fiber reinforcement with random fiber orientation.

3.1.6 *Initiator.* A curing agent added to an unsaturated polyester or vinyl ester resin.

3.1.7 *Resin application roller.* A tool used to saturate and compact a wet laminate.

3.1.8 *Gel time.* The time from the addition of initiator to a resin to the state of resin gelation.

3.1.9 *Filled resin system.* A resin, which includes the addition of inert organic or inorganic materials to modify the resin properties, extend the volume and to lower the cost. Fillers include, but are not limited to; mineral particulates; microspheres; or organic particulates. This test is not intended to be used to determine the vapor suppressant effectiveness of a filler.

3.1.10 *Material safety data sheet.* Data supplied by the manufacturer of a chemical product, listing hazardous chemical components, safety precautions, and required personal protection equipment for a specific product.

3.1.11 *Tare(ed).* Reset a balance to zero after a container or object is placed on the balance; that is to subtract the weight of a container or object from the balance reading so as to weigh only the material placed in the container or on the object.

3.1.12 *Percent glass.* The specified glass fiber weight content in a laminate. It is usually determined by engineering requirements for the laminate.

3.2 Acronyms:

3.2.1 *VS*—vapor suppressed or vapor suppressant.

3.2.2 *NVS*—non-vapor suppressed.

3.2.3 *VSE*—vapor suppressant effectiveness.

3.2.4 *VSE Factor*—vapor suppressant effectiveness, factor used in the equations in Table 1 to this subpart.

3.2.5 *CSM*—chopped strand mat.

3.2.6 *MSDS*—material safety data sheet.

4. *Interferences*

There are no identified interferences which affect the results of this test.

5. *Safety*

Standard laboratory safety procedures should be used when conducting this test. Refer to specific MSDS for handling precautions.

6. *Equipment and Supplies*

Note: Mention of trade names or specific products or suppliers does not constitute an endorsement by the Environmental Protection Agency.

6.1 Required Equipment.

6.1.1 Balance enclosure.¹

6.1.2 Two (2) laboratory balances—accurate to $\pm 0.01\text{g}$.²

6.1.3 Stop watch or balance data recording output to data logger with accuracy ± 1 second.³

6.1.4 Thermometer—accurate to ± 2.0 °F (± 1.0 °C).⁴

6.1.5 A lipped pan large enough to hold the cut glass without coming into contact with the vertical sides, e.g. a pizza pan.⁵

6.1.6 Mylar film sufficient to cover the bottom of the pan.⁶

6.1.7 Tape to keep the Mylar from shifting in the bottom of the pan.⁷

6.1.8 Plastic tri-corner beakers of equivalent—250 ml to 400 ml capacity.⁸

6.1.9 Eye dropper or pipette.⁹

6.1.10 Disposable resin application roller, $3/16$ inch; $3/4$ inch; diameter \times 3 inch; 6 inch; roller length.¹⁰

6.1.11 Hygrometer or psychrometer¹¹ accurate to ± 5 percent

6.1.12 Insulating board, (Teflon, cardboard, foam board etc.) to prevent the balance from becoming a heat sink.¹²

6.2 Optional Equipment.

6.2.1 Laboratory balance—accurate to ± 0.01 g with digital output, such as an RS-232 bi-directional interface¹³ for use with automatic data recording devices.

6.2.2 Computer with recording software configured to link to balance digital output. Must be programmed to record data at the minimum intervals required for manual data acquisition.

6.3 Supplies.

6.3.1 Chopped strand mat—1.5 oz/ft.² ¹⁴

7. Reagents and Standards

7.1 *Initiator.* The initiator type, brand, and concentration will be specified by resin manufacturer, or as required by production operation.

7.2 Polyester or vinyl ester resin.

7.3 Vapor suppressant additive.

8. Sample Collection, Preservation, and Storage

This test method involves the immediate recording of data during the roll out and curing phases of the lamination process during each test run. Samples are neither collected, preserved, nor stored.

9. Quality Control

Careful attention to the prescribed test procedure, routing equipment calibration, and replicate testing are the quality control activities for this test method. Refer to the procedures in section 11. A minimum of six test runs of a resin system without a suppressant and six test runs of the same resin with a suppressant shall be performed for each resin and suppressant test combination.

10. Calibration and Standardization

10.1 The laboratory balances, stopwatch, hygrometer and thermometer shall be maintained in a state of calibration prior to testing and thereafter on a scheduled basis as determined by the testing laboratory. This shall be accomplished by using certified calibration standards.

10.2 Calibration records shall be maintained for a period of 3 years.

11. Test Procedure

11.1 Test Set-up.

11.1.1 The laboratory balance is located in an enclosure to prevent fluctuations in balance readings due to localized air movement. The front of enclosure is open to permit work activity, but positioned so that

local airflow will not effect balance readings. The ambient temperature is determined by suspending the thermometer at a point inside the enclosure.

11.1.2 The bottom of the aluminum pan is covered with the Mylar film. The film is held in position with tape or by friction between the pan and the film.

11.1.3 The resin and pan are brought to room temperature. This test temperature must be between 70 °F and 80 °F. The testing temperature cannot vary more than ± 2 °F during the measurement of test runs. Temperature shall be recorded at the same time weight is recorded on suppressed and non-suppressed test data sheets, shown in Table 17.1.

11.1.4 The relative humidity may not change more than ± 15 percent during the test runs. This is determined by recording the relative humidity in the vicinity of the test chamber at the beginning and end of an individual test run. This data is recorded on the test data sheets shown in Table 17.1.

11.1.5 Two plies of nominal 1.5 oz/ft² chopped strand mat (CSM) are cut into a square or rectangle with the minimum surface area of 60 square inches (*i.e.* a square with a side dimension of 7.75 inches).

11.1.6 The appropriate resin application roller is readily available.

11.2 Resin Gel Time/Initiator Percentage

11.2.1 Previous testing has indicated that resin gel time influences the emissions from composite production. The testing indicated that longer the gel times led to higher emissions. There are a number of factors that influence gel time including initiator type, initiator brand, initiator level, temperature and resin additives. Under actual usage conditions a molder will adjust the initiator to meet a gel time requirement. In this test procedure, the vapor suppressed and non-vapor suppressed resin systems will be adjusted to the same gel time by selecting the appropriate initiator level for each.

11.2.2 All test runs within a test will be processed in a manner that produces the same resin gel time ± 2 minutes. To facilitate the resin mixing procedure, master batches of resin and resin plus vapor suppressant of resin are prepared. These resin master batches will have all of the required ingredients except initiator; this includes filler for filled systems. The gel times for the tests are conducted using the master batch and adjustments to meet gel time requirements shall be made to the master batch before emission testing is conducted. Test temperatures must be maintained within the required range, during gel time testing. Further gel time testing is not required after the non-vapor suppressed and vapor suppressed master batches are established with gel times within ± 2 minutes. A sufficient quantity of each resin should be prepared to allow for additional test specimens in the event one or more test fails to meet the data acceptance criteria discussed in Section 11.5 and shown in Table 17.2.

11.2.3 The specific brand of initiator and the nominal percentage level recommended by the resin manufacturer will be indicated on the resin certificate of analysis¹⁵; or, if a unique gel time is required in a production laminate, initiator brand and percentage will be determined by that specific requirement.

11.2.4 Examples:

11.2.4.1 The resin for a test run is specified as having a 15-minute cup gel time at 77 °F using Brand X initiator at 1.5 percent by weight. The non-suppressed control resin has a 15-minute gel time. The suppressed resin has a gel time of 17-minutes. An initiator level of 1.5 percent would be selected for the both the non-suppressed and the suppressed test samples.

11.2.4.2 Based on a specific production requirement, a resin is processed in production using 2.25 percent of Brand Y initiator, which produces a 20-minute gel time. This initiator at level of 2.25 percent

produces a 20 minute gel time for the non-suppressed control resin, but yields a 25-minute gel time for the suppressed resin sample. The suppressed resin is retested at 2.50 percent initiator and produces a 21-minute gel time. The initiator levels of 2.25 percent and 2.50 percent respectively would yield gel times within ± 2 minutes.

11.3 Test Run Procedure for Unfilled Resin (see the data sheet shown in Table 17.1).

11.3.1 The insulating board is placed on the balance.

11.3.2 The aluminum pan with attached Mylar film is placed on the balance, and the balance is tared (weight reading set to zero with the plate on the balance.)

11.3.3 Place two plies of 1.5 oz. CSM on the balance and record the weight (glass weight).

11.3.4 The resin beaker and stirring rod are put on the second balance and tared.

11.3.5 The required resin weight and initiator weight are calculated (refer to calculation formulas in 12.2).

11.3.6 The disposable resin application roller is placed on the edge of the plate.

11.3.7 The balance is tared, with the aluminum pan, Mylar film, glass mat, and resin application roller on the balance pan.

11.3.8 Resin is weighed into a beaker, as calculated, using the second balance. The mixing stick should be tared with the beaker weight.

11.3.9 Initiator is weighed into the resin, as calculated, using an eyedropper or a pipette, and the combination is mixed.

11.3.10 Initiated resin is poured on chopped strand mat in a pre-determined pattern (see Figure 11.6).

11.3.11 A stopwatch is started from zero.

11.3.12 The initial laminate weight is recorded.

11.3.13 The plate is removed from balance to enable roll-out of the laminate.

11.3.14 The wet laminate is rolled with the resin application roller to completely distribute the resin, saturate the chopped strand mat, and eliminate air voids. Roll-out time should be in the range of 2 to 3¹⁶ minutes and vary less than ± 10 percent of the average time required for the complete set of six suppressed and six non-suppressed runs.

11.3.15 Record the rollout end time (time from start to completion of rollout).

11.3.16 Place the resin application roller on the edge of the plate when rollout is completed.

11.3.17 Place the plate back on the balance pan. Immediately record the weight.

11.3.18 For the first test in a series of six tests, weight is recorded every 5-minute interval (suppressed and non-suppressed). The end of the test occurs when three consecutive equal weights are recorded or a weight gain is observed (the last weight before the increased weight is the end of test weight). For the remaining five tests in the series, after the initial weights are taken, the next weight is recorded 30

minutes before the end of the test, as suggested by the results from the first test. It is likely that the time to reach the end point of a suppressed resin test will be shorter than the time required to complete a non-suppressed test. Therefore, the time to start taking data manually may be different for suppressed and non-suppressed resins.

11.4 Test Run Procedures for Filled Resin Systems¹⁷ Note that the procedure for filled systems differs from the procedure for unfilled systems. With filled systems, resin is applied to one ply of the CSM and the second ply is placed on top of the resin.

11.4.1 The insulating board is placed on the balance.

11.4.2 The aluminum pan with attached Mylar film is placed on the balance, and the balance is tared (weight reading set to zero with the plate on the balance.)

11.4.3 Place two plies of 1.5 oz. CSM on the balance and record the weight (glass weight).

11.4.4 Remove the top ply of fiberglass and record its weight (weight of 1st layer of glass).

11.4.5 The required resin weight and initiator weight are calculated (refer to calculation formulas in 12.2). Calculate the weight of filled resin and initiator based on the 2 layers of fiberglass.

11.4.6 The resin beaker and stirring rod are put on the second balance and tared.

11.4.7 A disposable resin application roller is placed on the edge of the plate.

11.4.8 The balance is tared, with the aluminum pan, Mylar film, glass mat, and resin application roller on the balance pan.

11.4.9 Resin is weighed into the beaker, as calculated, using the second balance. The mixing stick should be tared with the beaker weight.

11.4.10 Initiator is weighed into the resin, as calculated, using an eyedropper or a pipette, and the combination is mixed.

11.4.11 Initiated resin is poured on the single ply of CSM in a pre-determined pattern. Refer to Figure 11.6.

11.4.12 A stopwatch is started from zero.

11.4.13 Record the weight of the resin and single ply of CSM (L_1). The initial laminate weight equals L_1 plus the weight of second glass layer.

11.4.14 Replace the second layer of fiberglass.

11.4.15 Remove the plate from the balance to allow roll-out of the laminate.

11.4.16 Roll the wet laminate with the resin application roller to completely distribute the resin, saturate the chopped strand mat, and eliminate air voids. Roll-out time should be in the range of 2 to 3¹⁶ minutes and vary less than ± 10 percent of the average time required for the complete set of six suppressed and six non-suppressed runs.

11.4.17 Record the roll-out end time (time from start to completion of rollout).

11.4.18 Place the resin application roller on the edge of the plate when rollout is completed.

11.4.19 Place the plate back on the balance pan. The initial weight is recorded immediately.

11.4.20 For the first test run in a series of six, weight is recorded at every 5-minute interval (suppressed and non-suppressed). The end of the test occurs when three consecutive equal weights are recorded or a weight gain is observed (the last weight before the increased weight is the end of test weight). For the remaining five tests in the series, after the initial weights are taken, the next weight is recorded 30 minutes before the end of the test, as suggested by the results from the first test. It is likely that the time to reach the end point of a suppressed resin test will be shorter than the time required to complete a non-suppressed test. Therefore, the time to start taking data manually may be different for suppressed and non-suppressed resins.

11.5 Data Acceptance Criteria:

11.5.1 A test set is designed as twelve individual test runs using the same resin, initiator, and gel time, six of the test runs use the resin non-vapor suppressed and the other six use it vapor suppressed.

11.5.2 If a test run falls outside any of the time, temperature, weight or humidity variation requirements, it must be discarded and run again.

11.5.3 The laminate roll out time for each individual test run must vary less than ± 10 percent of the average time required for the complete set of six suppressed and six non-suppressed runs.

11.5.4 Test temperature for each test run must be maintained within ± 2 °F and the average must be between 70° and 80 °F. Refer to 11.1.3.

11.5.5 The difference in the amount of resin for each run must be within ± 10 percent of the average weight for the complete set of six suppressed and six non-suppressed runs.

11.5.6 The relative humidity from each test run must be within ± 15 percent of the average humidity for the complete set of six suppressed and six non-suppressed tests. Refer to 11.1.4

11.5.7 The glass content for each test set must be within ± 10 percent of the average resin-to-/glass ratio for the complete set of six suppressed and six non-suppressed runs. Refer to 12.2).

11.5.8 The filler content for each test of a test set must be within ± 5 percent of the average filler content for the complete set of six suppressed and six non-suppressed runs. Refer to 12.2.

11.6 Resin Application Pour Pattern:

11.6.1 To facilitate the distribution of resin across the chopped strand mat, and to provide consistency from test to test, a uniform pour pattern should be used. A typical pour pattern is shown below:

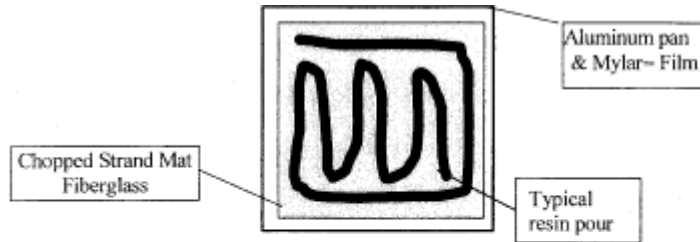


Figure 11.6 Resin Distribution Diagram

[View or download PDF](#)

11.6.2 The resin is to be evenly distributed across the entire surface of the chopped strand mat using the resin application roller to achieve a wet look across the surface of the laminate. Pushing excess resin off the reinforcement and onto the Mylar sheet should be avoided. No resin is to be pushed more than 1/2 inch beyond the edge of the glass mat. If excess resin is pushed further from the glass mat, it will void the test run. As part of this process, typical visible air voids are to be eliminated by the rollout process. If the pour pattern is different from the above, it must be recorded and attached to test data sheet 17.1.

12. Data Analysis and Calculations

12.1 Data Analysis:

This test method requires a simple mass balance calculation, no special data analysis is necessary.

12.2 Calculations:

12.2.1 The target glass content (percent) for unfilled resin systems is determined from the specific production parameters being evaluated. In absence of any specific production requirements the target may be set at the tester's discretion.

12.2.2 Glass content determination (expressed as a per cent):

$$\% \text{ Glass} = \frac{\text{Glass wt(g)}}{\text{Glass wt(g)} + \text{Resin weight (g)}}$$

12.2.3 Weight of resin required:

$$\text{Resin weight required} = (\text{Glass wt (g)} / \% \text{ glass}) - \text{Glass wt (g)}$$

12.2.4 Filled resin formulation determination for filled resin systems (e.g. >30 percent filler by weight for a particulate filler, or >1 percent by weight for a lightweight filler, such as hollow microspheres):

% Resin content = resin

weight(g)/(resin weight(g) + glass

weight(g) + filler weight(g))

% Glass content = glass

weight(g)/(resin weight(g) + glass

weight(g) + filler weight(g))

Filler content = filler

weight(g)/(resin weight(g) + glass

weight(g) + filler weight(g))

12.2.5 Initiator weight determination:

Initiator weight (g) = Resin weight(g) × Initiator %

12.2.6 Emission weight loss determination:

Emissions weight loss (g) = Initial resin weight (g)–Final resin weight (g)

12.2.7 % Emission weight loss:

% Emission Weight Loss = (Emission weight loss (g) Initial resin weight (g) × 100

12.2.8 Average % Emission Weight Loss (assuming six test runs):

$$\text{Average \% Emission Weight Loss} = \sum_{i=1}^{N-6} (\% \text{ Emission Weight Loss}_i) / 6$$

12.2.9 VSE Factor calculation:

VSE Factor = 1 –(Average % VS Emission Weight Loss/Average NVS Emission Weight Loss)

Table 12.1—Example Calculation

Test #	% VS weight loss	% NVS weight loss
1	6.87	10.86
2	6.76	11.23
3	5.80	12.02
4	5.34	11.70
5	6.11	11.91
6	6.61	10.63
Average Weight Loss	6.25	11.39

Test #	% VS weight loss	% NVS weight loss
VSE Factor		0.4

VSE Factor = 0.45

VSE Factor is used as input into the appropriate equation in Table 1 to this subpart.

Example from Table 1 to this subpart:

Manual Resin Application, 35 percent HAP resin, VSE Factor of 0.45

HAP Emissions with vapor suppressants = $((0.286 \times \%HAP) - 0.0529) \times 2000 \times (1 - (0.5 \times VSE \text{ factor}))$

HAP Emissions with vapor suppressants = $((0.286 \times .35) - 0.0529) \times 2000 \times (1 - (0.5 \times .45))$

HAP Emissions with vapor suppressants = 73 pounds of HAP emissions per ton of resin.

13. Method Performance

13.1 Bias:

The bias of this test method has not been determined.

13.2 Precision Testing

13.2.1 Subsequent to the initial development of this test protocol by the Composites Fabricators Association, a series of tests were conducted in three different laboratory facilities. The purpose of this round robin testing was to verify the precision of the test method in various laboratories. Each laboratory received a sample of an orthophthalic polyester resin from the same production batch, containing 48 per cent styrene by weight. Each testing site was also provided with the same vapor suppressant additive. The suppressant manufacturer specified the percentage level of suppressant additive. The resin manufacturer specified the type and level of initiator required to produce a 20 minute gel time. The target glass content was 30 percent by weight.

13.2.2 Each laboratory independently conducted the VSE test according to this method. A summary of the results is included in Table 13.1.

Table 13.1—Round Robin Testing Results

	Test Lab 1		Test Lab 2		Test Lab 3	
	NVS	VS	NVS	S	NVS	VS
Average percent WT Loss	4.24	1.15	4.69	1.84	5.73	1.61
Standard Deviation	0.095	0.060	0.002	0.002	0.020	0.003
VSE Factor		0.730		0.607		0.720

13.3 Comparison to EPA Reference Methods This test has no corresponding EPA reference method.

14. *Pollution Prevention*

The sample size used in this method produces a negligible emission of HAP, and has an insignificant impact upon the atmosphere.

15. *Waste Management*

The spent and waste materials generated during this test are disposed according to required facility procedures, and waste management recommendations on the corresponding material safety data sheets.

16. *References and footnotes*

16.1 Footnotes:

¹ Balance Enclosure—The purpose of the balance enclosure is to prevent localized airflow from adversely affecting the laboratory balance. The enclosure may be a simple three-sided box with a top and an open face. The configuration of the enclosure is secondary to the purpose of providing a stable and steady balance reading, free from the effects of airflow, for accurate measurements. The enclosure can be fabricated locally. A typical enclosure is shown in Figure 17.1.

² Laboratory Balance—Ohaus Precision Standard Series P/N TS400D or equivalent—Paul N. Gardner Co. 316 NE 1st St. Pompano Beach, FL 33060 or other suppliers.

³ Stop Watch—Local supply.

⁴ Thermometer—Mercury thermometer—ASTM No. 21C or equivalent; Digital thermometer—P/N TH-33033 or equivalent—Paul N. Gardner Co. 316 NE 1st St. Pompano Beach, FL 33060 or other suppliers.

⁵ Aluminum Pan—Local supply.

⁶ Mylar—Local supply.

⁷ Double Sided Tape—3M Double Stick Tape or equivalent, local supply.

⁸ Laboratory Beakers—250 to 400ml capacity—Local laboratory supply.

⁹ Eye Dropper or Pipette—Local laboratory supply.

¹⁰ Disposable Resin Application Roller Source—Wire Handle Roller P/N 205-050-300 or Plastic Handle Roller P/N 215-050-300 or equivalent; ES Manufacturing Inc., 2500 26st Ave. North, St. Petersburg, FL 33713, www.esmfg.com, or other source. Refer to Figure 17.3.

¹¹ Hygrometer or Psychrometer—Model# THWD-1, or equivalent—Part # 975765 by Amprobe Instrument, 630 Merrick Road, P.O. Box 329, Lynbrook, NY 11563, 516-593-5600

¹² Insulating Board (Teflon, cardboard, foam board etc.)—Local supply.

¹³ Laboratory Balance With Digital Output—Ohaus Precision Standard Series P/N TS120S or equivalent—Paul N. Gardner Co. 316 NE 1st St. Pompano Beach, FL 33060 or other suppliers.

¹⁴ Chopped Strand Mat—1.5 oz/ft² Sources: Owens Corning Fiberglas—Fiberglas M-723; PPG Industries—ABM HTX; Vetrotex America—M-127 or equivalent.

¹⁵ Certificate of Analysis: Resin gel time, as recorded on the resin certificate of analysis, is measured using a laboratory standard gel time procedure. This procedure typically uses a 100 gram cup sample at 77 °F (25 °C), a specific type of initiator and a specified percentage.

¹⁶ Roll-out times may vary with resin viscosity or resin additive. The important aspect of this step is to produce the same roll-out time for both the suppressed and non-suppressed samples.

¹⁷ While this test can be used with filled resin systems, the test is not designed to determine the effect of the filler on emissions, but rather to measure the effect of the suppressant additive in the resin system. When evaluating a filled system both the non-vapor suppressed and vapor suppressed samples should be formulated with the same type and level of filler.

16.2 References

1. Phase 1—Baseline Study Hand Lay-up, CFA, 1996
2. CFA Vapor Suppressant Effectiveness Test Development, 4/3/98, correspondence with Dr. Madeleine Strum, EPA, OAQPS
3. CFA Vapor Suppressant Effectiveness Screening Tests, 4/4/98
4. Styrene Suppressant Systems Study, Reichhold Chemical, 11/30/98
5. Evaluation of the CFA's New Proposed Vapor Suppressant Effectiveness Test, Technical Service Request #: ED-01-98, BYK Chemie, 6/3/98
6. Second Evaluation of the CFA's New Proposed Vapor Suppressant Effectiveness Test, Technical Service Request #: ED-02-98, BYK Chemie, 1/26/99

17. *Data Sheets and Figures*

17.1 This data sheet, or a similar data sheet, is used to record the test data for filled, unfilled, suppressed and non-suppressed tests. If additional time is required, the data sheet may be extended.

Table 17.1 Test Data Sheet

Test Number			Test Type		
			VS (____)	NVS (____)	
Resin			Filled (____)	Unfilled (____)	
Initiator			Initiator, %	_____	
Vapor Suppressant			VS, %	_____	
Weight of 2 layers of glass, g	_____	Weight of 1" glass layer, g	_____	Weight of 2" glass layer, g	_____
Initial Resin Weight, (g)		Time (Min.)	Weight g	Temp °F	
Glass content, (%)		55			
Initial Temperature °F:		60			
Initial Humidity %		65			
Resin Initiator Level, %		70			
Resin gel time, (min.)		75			
Resin filler content, %		80			
Roll out time, (min.)		85			
Time, (min.)	Weight, g	Temp, °F	90		

Test No.	Temperature			Laminate roll out time, min	Relative humidity, %		Resin weight, (g)	Glass content, %	Resin distribution	Meets criteria Y/N
	Min	Max	Delta		Initial	Final				
12										
Average										
Criteria	±2 °F	±10% of Average	±15 of Average	±15 of Average	±10% of Avg.	±10% of Avg.	< 1/2 inch off mat	All Y		

17.3 VSE Factor Calculation

Table 17.3—Calculations Worksheet

Vapor suppressed		Non-vapor suppressed	
Test #	% Weight loss	Test #	% Weight loss
Average Weight Loss			
VSE Factor			

VSE Factor = 1—(% Average Weight Loss_{VS}/ % Average Weight Loss_{NVS})

17.4 Figures

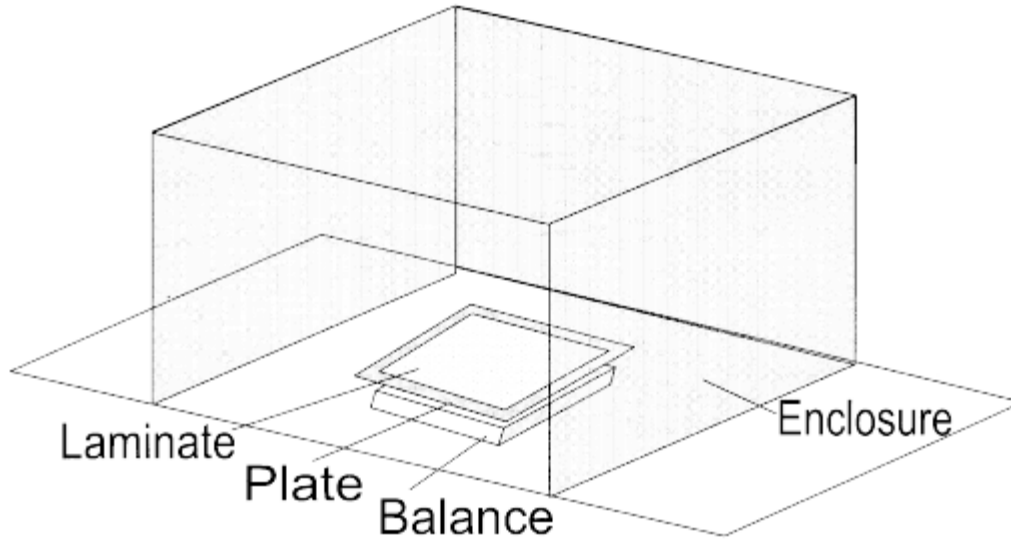


Figure 17.1. Typical Balance Enclosure

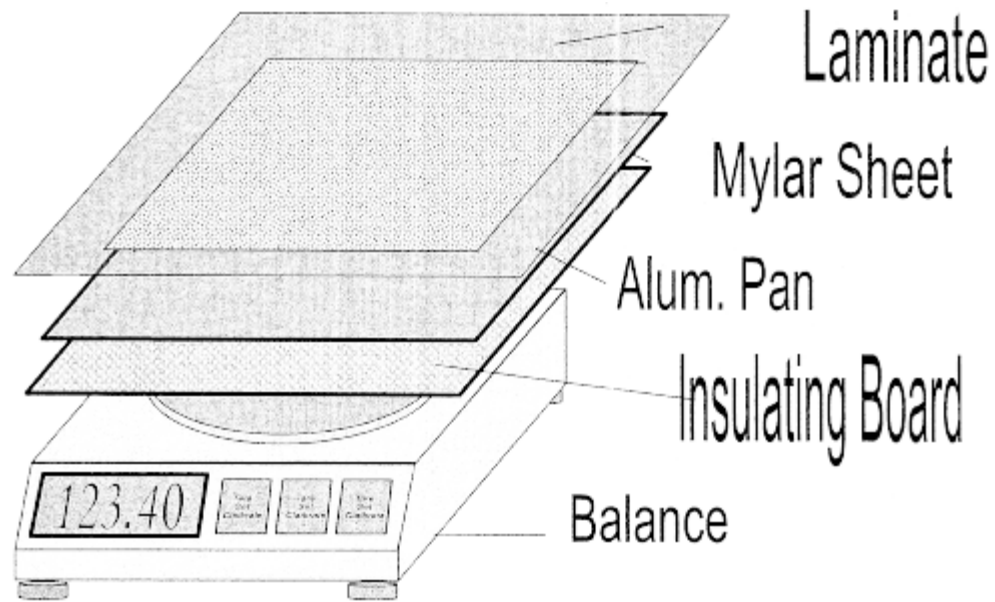
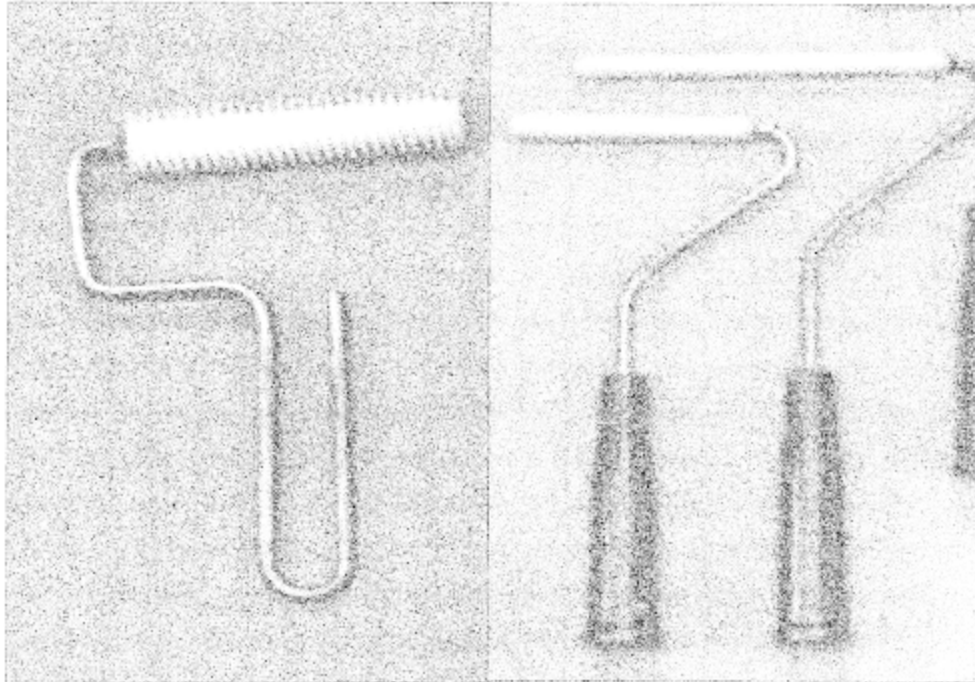


Figure 17.2. Scale, Plate, Insulating Board, Mylar,
Laminate Order

[View or download PDF](#)



FRP Rollers

Figure 17.3. Typical FRP Rollers

Attachment B

Source Name:	Altec Engineering, Inc.
Source Location:	2944 Gateway Drive, Elkhart, IN 46515
County:	Elkhart
SIC Code:	7389
Operation Permit No.:	T039-21736-00519

Title 40: Protection of Environment

PART 63—NATIONAL EMISSION STANDARDS FOR HAZARDOUS AIR POLLUTANTS FOR SOURCE CATEGORIES

Subpart PPPP—National Emission Standards for Hazardous Air Pollutants for Surface Coating of Plastic Parts and Products

Source: 69 FR 20990, Apr. 19, 2004, unless otherwise noted.

What This Subpart Covers

§ 63.4480 What is the purpose of this subpart?

This subpart establishes national emission standards for hazardous air pollutants (NESHAP) for plastic parts and products surface coating facilities. This subpart also establishes requirements to demonstrate initial and continuous compliance with the emission limitations.

§ 63.4481 Am I subject to this subpart?

(a) Plastic parts and products include, but are not limited to, plastic components of the following types of products as well as the products themselves: Motor vehicle parts and accessories for automobiles, trucks, recreational vehicles; sporting and recreational goods; toys; business machines; laboratory and medical equipment; and household and other consumer products. Except as provided in paragraph (c) of this section, the source category to which this subpart applies is the surface coating of any plastic parts or products, as described in paragraph (a)(1) of this section, and it includes the subcategories listed in paragraphs (a)(2) through (5) of this section.

(1) Surface coating is the application of coating to a substrate using, for example, spray guns or dip tanks. When application of coating to a substrate occurs, then surface coating also includes associated activities, such as surface preparation, cleaning, mixing, and storage. However, these activities do not comprise surface coating if they are not directly related to the application of the coating. Coating application with handheld, non-refillable aerosol containers, touch-up markers, marking pens, or the application of paper film or plastic film which may be pre-coated with an adhesive by the manufacturer are not coating operations for the purposes of this subpart.

(2) The general use coating subcategory includes all surface coating operations that are not automotive lamp coating operations, thermoplastic olefin (TPO) coating operations, or assembled on-road vehicle coating operations.

(3) The automotive lamp coating subcategory includes the surface coating of plastic components of the body of an exterior automotive lamp including, but not limited to, headlamps, tail lamps, turn signals, and marker (clearance) lamps; typical coatings used are reflective argent coatings and clear topcoats. This subcategory does not include the coating of interior automotive lamps, such as dome lamps and instrument panel lamps.

(4) The TPO coating subcategory includes the surface coating of TPO substrates; typical coatings used are adhesion promoters, color coatings, clear coatings and topcoats. The coating of TPO substrates on fully assembled on-road vehicles is not included in the TPO coating subcategory.

(5) The assembled on-road vehicle coating subcategory includes surface coating of fully assembled motor vehicles and trailers intended for on-road use, including, but not limited to: automobiles, light-duty trucks, heavy duty trucks, and busses that have been repaired after a collision or otherwise repainted; fleet delivery trucks; and motor homes and other recreational vehicles (including camping trailers and fifth wheels). This subcategory also includes the incidental coating of parts, such as radiator grilles, that are removed from the fully assembled on-road vehicle to facilitate concurrent coating of all parts associated with the vehicle. The assembled on-road vehicle coating subcategory does not include the surface coating of plastic parts prior to their attachment to an on-road vehicle on an original equipment manufacturer's (OEM) assembly line. The assembled on-road vehicle coating subcategory also does not include the use of adhesives, sealants, and caulks used in assembling on-road vehicles. Body fillers used to correct small surface defects and rubbing compounds used to remove surface scratches are not considered coatings subject to this subpart.

(b) You are subject to this subpart if you own or operate a new, reconstructed, or existing affected source, as defined in §63.4482, that uses 378 liters (100 gallons (gal)) per year, or more, of coatings that contain hazardous air pollutants (HAP) in the surface coating of plastic parts and products defined in paragraph (a) of this section; and that is a major source, is located at a major source, or is part of a major source of emissions of HAP. A major source of HAP emissions is any stationary source or group of stationary sources located within a contiguous area and under common control that emits or has the potential to emit any single HAP at a rate of 9.07 megagrams (Mg) (10 tons) or more per year or any combination of HAP at a rate of 22.68 Mg (25 tons) or more per year. You do not need to include coatings that meet the definition of non-HAP coating contained in §63.4581 in determining whether you use 378 liters (100 gallons) per year, or more, of coatings in the surface coating of plastic parts and products.

(c) This subpart does not apply to surface coating or a coating operation that meets any of the criteria of paragraphs (c)(1) through (17) of this section.

(1) A coating operation conducted at a facility where the facility uses only coatings, thinners and other additives, and cleaning materials that contain no organic HAP, as determined according to §63.3941(a).

(2) Surface coating operations that occur at research or laboratory facilities, or is part of janitorial, building, and facility maintenance operations, or that occur at hobby shops that are operated for noncommercial purposes.

(3) The surface coating of plastic parts and products performed on-site at installations owned or operated by the Armed Forces of the United States (including the Coast Guard and the National Guard of any such State) or the National Aeronautics and Space Administration, or the surface coating of military munitions manufactured by or for the Armed Forces of the United States (including the Coast Guard and the National Guard of any such State).

(4) Surface coating where plastic is extruded onto plastic parts or products to form a coating.

(5) Surface coating of magnet wire.

(6) In-mold coating operations or gel coating operations in the manufacture of reinforced plastic composite parts that meet the applicability criteria for reinforced plastics composites production (subpart WWWW of this part).

(7) Surface coating of plastic components of wood furniture that meet the applicability criteria for wood furniture manufacturing (subpart JJ of this part).

(8) Surface coating of plastic components of large appliances that meet the applicability criteria for large appliance surface coating (subpart NNNN of this part).

(9) Surface coating of plastic components of metal furniture that meet the applicability criteria for metal furniture surface coating (subpart RRRR of this part).

(10) Surface coating of plastic components of wood building products that meet the applicability criteria for wood building products surface coating (subpart QQQQ of this part).

(11) Surface coating of plastic components of aerospace vehicles that meet the applicability criteria for aerospace manufacturing and rework (40 CFR part 63, subpart GG).

(12) Surface coating of plastic parts intended for use in an aerospace vehicle or component using specialty coatings as defined in appendix A to subpart GG of this part.

(13) Surface coating of plastic components of ships that meet the applicability criteria for shipbuilding and ship repair (subpart II of this part).

(14) Surface coating of plastic using a web coating process that meets the applicability criteria for paper and other web coating (subpart JJJJ of this part).

(15) Surface coating of fiberglass boats or parts of fiberglass boats (including, but not limited to, the use of assembly adhesives) where the facility meets the applicability criteria for boat manufacturing (subpart VVVV of this part), except where the surface coating of the boat is a post-mold coating operation performed on personal watercraft or parts of personal watercraft. This subpart does apply to post-mold coating operations performed on personal watercraft and parts of personal watercraft.

(16) Surface coating of plastic components of automobiles and light-duty trucks that meet the applicability criteria in §63.3082(b) of the Surface Coating of Automobiles and Light-Duty Trucks NESHAP (40 CFR part 63, subpart IIII) at a facility that meets the applicability criteria in §63.3081(b).

(17) Screen printing.

(d) If your facility meets the applicability criteria in §63.3081(b) of the Surface Coating of Automobiles and Light-Duty Trucks NESHAP (40 CFR part 63, subpart IIII) and you perform surface coating of plastic parts or products that meets both the applicability criteria in §63.3082(c) and the applicability criteria of this subpart, then for the surface coating of any or all of your plastic parts or products that meets the applicability criteria in §63.3082(c), you may choose to comply with the requirements of subpart IIII of this part in lieu of complying with this subpart. Surface coating operations on plastic parts or products (e.g., parts for motorcycles or lawnmowers) not intended for use in automobiles, light-duty trucks, or other motor vehicles as defined in §63.3176 cannot be made part of your affected source under subpart IIII of this part.

(e) If you own or operate an affected source that meets the applicability criteria of this subpart and at the same facility you also perform surface coating that meets the applicability criteria of any other final surface coating NESHAP in this part, you may choose to comply as specified in paragraph (e)(1), (2), or (3) of this section.

(1) You may have each surface coating operation that meets the applicability criteria of a separate NESHAP comply with that NESHAP separately.

(2) You may comply with the emission limitation representing the predominant surface coating activity at your facility, as determined according to paragraphs (e)(2)(i) and (ii) of this section. However, you may not

establish assembled on-road vehicle or automotive lamp coating operations as the predominant activity. You must not consider any surface coating activity that is subject to the Surface Coating of Automobiles and Light-Duty Trucks NESHAP (40 CFR part 63, subpart IIII) in determining the predominant surface coating activity at your facility.

(i) If a surface coating operation accounts for 90 percent or more of the surface coating activity at your facility (that is, the predominant activity), then compliance with the emission limitations of the predominant activity for all surface coating operations constitutes compliance with these and other applicable surface coating NESHAP. In determining predominant activity, you must include coating activities that meet the applicability criteria of other surface coating NESHAP and constitute more than 1 percent of total coating activities at your facility. Coating activities that meet the applicability criteria of other surface coating NESHAP but comprise less than 1 percent of coating activities need not be included in the determination of predominant activity but must be included in the compliance calculation.

(ii) You must use kilogram (kg) (pound (lb)) of solids used as a measure of relative surface coating activity over a representative period of operation. You may estimate the relative mass of coating solids used from parameters other than coating consumption and mass solids content (e.g., design specifications for the parts or products coated and the number of items produced). The determination of predominant activity must accurately reflect current and projected coating operations and must be verifiable through appropriate documentation. The use of parameters other than coating consumption and mass solids content must be approved by the Administrator. You may use data for any reasonable time period of at least 1 year in determining the relative amount of coating activity, as long as they represent the way the source will continue to operate in the future and are approved by the Administrator. You must determine the predominant activity at your facility and submit the results of that determination with the initial notification required by §63.4510(b). You must also determine predominant activity annually and include the determination in the next semi-annual compliance report required by §63.4520(a).

(3) You may comply with a facility-specific emission limit calculated from the relative amount of coating activity that is subject to each emission limit. If you elect to comply using the facility-specific emission limit alternative, then compliance with the facility-specific emission limit and the emission limitations in this subpart for all surface coating operations constitutes compliance with this subpart and other applicable surface coating NESHAP. The procedures for calculating the facility-specific emission limit are specified in §63.4490. In calculating a facility-specific emission limit, you must include coating activities that meet the applicability criteria of other surface coating NESHAP and constitute more than 1 percent of total coating activities at your facility. You must not consider any surface coating activity that is subject to the Surface Coating of Automobiles and Light-Duty Trucks NESHAP (40 CFR part 63, subpart IIII) in determining a facility-specific emission limit for your facility. Coating activities that meet the applicability criteria of other surface coating NESHAP but comprise less than 1 percent of total coating activities need not be included in the calculation of the facility-specific emission limit but must be included in the compliance calculations.

[69 FR 20990, Apr. 19, 2004, as amended at 69 FR 22660, April 26, 2004; 71 FR 76927, Dec. 22, 2006; 72 FR 20237, Apr. 24, 2007]

§ 63.4482 What parts of my plant does this subpart cover?

(a) This subpart applies to each new, reconstructed, and existing affected source within each of the four subcategories listed in §63.4481(a).

(b) The affected source is the collection of all of the items listed in paragraphs (b)(1) through (4) of this section that are used for surface coating of plastic parts and products within each subcategory.

(1) All coating operations as defined in §63.4581;

(2) All storage containers and mixing vessels in which coatings, thinners and/or other additives, and cleaning materials are stored or mixed;

(3) All manual and automated equipment and containers used for conveying coatings, thinners and/or other additives, and cleaning materials; and

(4) All storage containers and all manual and automated equipment and containers used for conveying waste materials generated by a coating operation.

(c) An affected source is a new source if it meets the criteria in paragraph (c)(1) of this section and the criteria in either paragraph (c)(2) or (3) of this section.

(1) You commenced the construction of the source after December 4, 2002 by installing new coating equipment.

(2) The new coating equipment is used to coat plastic parts and products at a source where no plastic parts surface coating was previously performed.

(3) The new coating equipment is used to perform plastic parts and products coating in a subcategory that was not previously performed.

(d) An affected source is reconstructed if you meet the criteria as defined in §63.2.

(e) An affected source is existing if it is not new or reconstructed.

§ 63.4483 When do I have to comply with this subpart?

The date by which you must comply with this subpart is called the compliance date. The compliance date for each type of affected source is specified in paragraphs (a) through (c) of this section. The compliance date begins the initial compliance period during which you conduct the initial compliance demonstration described in §§63.4540, 63.4550, and 63.4560.

(a) For a new or reconstructed affected source, the compliance date is the applicable date in paragraph (a)(1) or (2) of this section:

(1) If the initial startup of your new or reconstructed affected source is before April 19, 2004, the compliance date is April 19, 2004.

(2) If the initial startup of your new or reconstructed affected source occurs after April 19, 2004, the compliance date is the date of initial startup of your affected source.

(b) For an existing affected source, the compliance date is the date 3 years after April 19, 2004.

(c) For an area source that increases its emissions or its potential to emit such that it becomes a major source of HAP emissions, the compliance date is specified in paragraphs (c)(1) and (2) of this section.

(1) For any portion of the source that becomes a new or reconstructed affected source subject to this subpart, the compliance date is the date of initial startup of the affected source or April 19, 2004, whichever is later.

(2) For any portion of the source that becomes an existing affected source subject to this subpart, the compliance date is the date 1 year after the area source becomes a major source or 3 years after April 19, 2004, whichever is later.

(d) You must meet the notification requirements in §63.4510 according to the dates specified in that section and in subpart A of this part. Some of the notifications must be submitted before the compliance dates described in paragraphs (a) through (c) of this section.

Emission Limitations

§ 63.4490 What emission limits must I meet?

(a) For a new or reconstructed affected source, you must limit organic HAP emissions to the atmosphere from the affected source to the applicable limit specified in paragraphs (a)(1) through (4) of this section, except as specified in paragraph (c) of this section, determined according to the requirements in §63.4541, §63.4551, or §63.4561.

(1) For each new general use coating affected source, limit organic HAP emissions to no more than 0.16 kg (0.16 lb) organic HAP emitted per kg (lb) coating solids used during each 12-month compliance period.

(2) For each new automotive lamp coating affected source, limit organic HAP emissions to no more than 0.26 kg (0.26 lb) organic HAP emitted per kg (lb) coating solids used during each 12-month compliance period.

(3) For each new TPO coating affected source, limit organic HAP emissions to no more than 0.22 kg (0.22 lb) organic HAP emitted per kg (lb) coating solids used during each 12-month compliance period.

(4) For each new assembled on-road vehicle coating affected source, limit organic HAP emissions to no more than 1.34 kg (1.34 lb) organic HAP emitted per kg (lb) coating solids used during each 12-month compliance period.

(b) For an existing affected source, you must limit organic HAP emissions to the atmosphere from the affected source to the applicable limit specified in paragraphs (b)(1) through (4) of this section, except as specified in paragraph (c) of this section, determined according to the requirements in §63.4541, §63.4551, or §63.4561.

(1) For each existing general use coating affected source, limit organic HAP emissions to no more than 0.16 kg (0.16 lb) organic HAP emitted per kg (lb) coating solids used during each 12-month compliance period.

(2) For each existing automotive lamp coating affected source, limit organic HAP emissions to no more than 0.45 kg (0.45 lb) organic HAP emitted per kg (lb) coating solids used during each 12-month compliance period.

(3) For each existing TPO coating affected source, limit organic HAP emissions to no more than 0.26 kg (0.26 lb) organic HAP emitted per kg (lb) coating solids used during each 12-month compliance period.

(4) For each existing assembled on-road vehicle coating affected source, limit organic HAP emissions to no more than 1.34 kg (1.34 lb) organic HAP emitted per kg (lb) coating solids used during each 12-month compliance period.

(c) If your facility's surface coating operations meet the applicability criteria of more than one of the subcategory emission limits specified in paragraphs (a) or (b) of this section, you may comply separately

with each subcategory emission limit or comply using one of the alternatives in paragraph (c)(1) or (2) of this section.

(1) If the general use or TPO surface coating operations subject to only one of the emission limits specified in paragraphs (a)(1), (a)(3), (b)(1), or (b)(3) of this section account for 90 percent or more of the surface coating activity at your facility (*i.e.*, it is the predominant activity at your facility), then compliance with that emission limitation for all surface coating operations constitutes compliance with the other applicable emission limitations. You must use kg (lb) of solids used as a measure of relative surface coating activity over a representative period of operation. You may estimate the relative mass of coating solids used from parameters other than coating consumption and mass solids content (*e.g.*, design specifications for the parts or products coated and the number of items produced). The determination of predominant activity must accurately reflect current and projected coating operations and must be verifiable through appropriate documentation. The use of parameters other than coating consumption and mass solids content must be approved by the Administrator. You may use data for any reasonable time period of at least 1 year in determining the relative amount of coating activity, as long as they represent the way the source will continue to operate in the future and are approved by the Administrator. You must determine the predominant activity at your facility and submit the results of that determination with the initial notification required by §63.4510(b). Additionally, you must determine the facility's predominant activity annually and include the determination in the next semi-annual compliance report required by §63.4520(a).

(2) You may calculate and comply with a facility-specific emission limit as described in paragraphs (c)(2)(i) through (iii) of this section. If you elect to comply using the facility-specific emission limit alternative, then compliance with the facility-specific emission limit and the emission limitations in this subpart for all surface coating operations constitutes compliance with this and other applicable surface coating NESHAP. In calculating a facility-specific emission limit, you must include coating activities that meet the applicability criteria of the other subcategories and constitute more than 1 percent of total coating activities. Coating activities that meet the applicability criteria of other surface coating NESHAP but comprise less than 1 percent of coating activities need not be included in the determination of predominant activity but must be included in the compliance calculation.

(i) You are required to calculate the facility-specific emission limit for your facility when you submit the notification of compliance status required in §63.4510(c), and on a monthly basis afterward using the coating data for the relevant 12-month compliance period.

(ii) Use Equation 1 of this section to calculate the facility-specific emission limit for your surface coating operations for each 12-month compliance period.

$$\text{Facility - Specific Emission Limit} = \frac{\sum_{i=1}^n (\text{Limit}_i)(\text{Solids}_i)}{\sum_{i=1}^n (\text{Solids}_i)} \quad (\text{Eq. 1})$$

Where:

Facility-specific emission limit = Facility-specific emission limit for each 12-month compliance period, kg (lb) organic HAP per kg (lb) coating solids used.

Limit_i= The new source or existing source emission limit applicable to coating operation, *i*, included in the facility-specific emission limit, converted to kg (lb) organic HAP per kg (lb) coating solids used, if the emission limit is not already in those units. All emission limits included in the facility-specific emission limit must be in the same units.

Solids_i = The kg (lb) of solids used in coating operation, i, in the 12-month compliance period that is subject to emission limit, i. You may estimate the mass of coating solids used from parameters other than coating consumption and mass solids content (e.g., design specifications for the parts or products coated and the number of items produced). The use of parameters other than coating consumption and mass solids content must be approved by the Administrator.

n = The number of different coating operations included in the facility-specific emission limit.

(iii) If you need to convert an emission limit in another surface coating NESHAP from kg (lb) organic HAP per liter (gallon) coating solids used to kg (lb) organic HAP per kg (lb) coating solids used, you must use the default solids density of 1.50 kg solids per liter coating solids (12.5 lb solids per gal solids).

§ 63.4491 What are my options for meeting the emission limits?

You must include all coatings (as defined in §63.4581), thinners and/or other additives, and cleaning materials used in the affected source when determining whether the organic HAP emission rate is equal to or less than the applicable emission limit in §63.4490. To make this determination, you must use at least one of the three compliance options listed in paragraphs (a) through (c) of this section. You may apply any of the compliance options to an individual coating operation, or to multiple coating operations as a group, or to the entire affected source. You may use different compliance options for different coating operations, or at different times on the same coating operation. You may employ different compliance options when different coatings are applied to the same part, or when the same coating is applied to different parts. However, you may not use different compliance options at the same time on the same coating operation. If you switch between compliance options for any coating operation or group of coating operations, you must document this switch as required by §63.4530(c), and you must report it in the next semiannual compliance report required in §63.4520.

(a) *Compliant material option.* Demonstrate that the organic HAP content of each coating used in the coating operation(s) is less than or equal to the applicable emission limit in §63.4490, and that each thinner and/or other additive, and cleaning material used contains no organic HAP. You must meet all the requirements of §§63.4540, 63.4541, and 63.4542 to demonstrate compliance with the applicable emission limit using this option.

(b) *Emission rate without add-on controls option.* Demonstrate that, based on the coatings, thinners and/or other additives, and cleaning materials used in the coating operation(s), the organic HAP emission rate for the coating operation(s) is less than or equal to the applicable emission limit in §63.4490, calculated as a rolling 12-month emission rate and determined on a monthly basis. You must meet all the requirements of §§63.4550, 63.4551, and 63.4552 to demonstrate compliance with the emission limit using this option.

(c) *Emission rate with add-on controls option.* Demonstrate that, based on the coatings, thinners and/or other additives, and cleaning materials used in the coating operation(s), and the emissions reductions achieved by emission capture systems and add-on controls, the organic HAP emission rate for the coating operation(s) is less than or equal to the applicable emission limit in §63.4490, calculated as a rolling 12-month emission rate and determined on a monthly basis. If you use this compliance option, you must also demonstrate that all emission capture systems and add-on control devices for the coating operation(s) meet the operating limits required in §63.4492, except for solvent recovery systems for which you conduct liquid-liquid material balances according to §63.4561(j), and that you meet the work practice standards required in §63.4493. You must meet all the requirements of §§63.4560 through 63.4568 to demonstrate compliance with the emission limits, operating limits, and work practice standards using this option.

§ 63.4492 What operating limits must I meet?

(a) For any coating operation(s) on which you use the compliant material option or the emission rate without add-on controls option, you are not required to meet any operating limits.

(b) For any controlled coating operation(s) on which you use the emission rate with add-on controls option, except those for which you use a solvent recovery system and conduct a liquid-liquid material balance according to §63.4561(j), you must meet the operating limits specified in Table 1 to this subpart. These operating limits apply to the emission capture and control systems on the coating operation(s) for which you use this option, and you must establish the operating limits during the performance test according to the requirements in §63.4567. You must meet the operating limits at all times after you establish them.

(c) If you use an add-on control device other than those listed in Table 1 to this subpart, or wish to monitor an alternative parameter and comply with a different operating limit, you must apply to the Administrator for approval of alternative monitoring under §63.8(f).

§ 63.4493 What work practice standards must I meet?

(a) For any coating operation(s) on which you use the compliant material option or the emission rate without add-on controls option, you are not required to meet any work practice standards.

(b) If you use the emission rate with add-on controls option, you must develop and implement a work practice plan to minimize organic HAP emissions from the storage, mixing, and conveying of coatings, thinners and/or other additives, and cleaning materials used in, and waste materials generated by the controlled coating operation(s) for which you use this option; or you must meet an alternative standard as provided in paragraph (c) of this section. The plan must specify practices and procedures to ensure that, at a minimum, the elements specified in paragraphs (b)(1) through (5) of this section are implemented.

(1) All organic-HAP-containing coatings, thinners and/or other additives, cleaning materials, and waste materials must be stored in closed containers.

(2) Spills of organic-HAP-containing coatings, thinners and/or other additives, cleaning materials, and waste materials must be minimized.

(3) Organic-HAP-containing coatings, thinners and/or other additives, cleaning materials, and waste materials must be conveyed from one location to another in closed containers or pipes.

(4) Mixing vessels which contain organic-HAP-containing coatings and other materials must be closed except when adding to, removing, or mixing the contents.

(5) Emissions of organic HAP must be minimized during cleaning of storage, mixing, and conveying equipment.

(c) As provided in §63.6(g), we, the U.S. Environmental Protection Agency, may choose to grant you permission to use an alternative to the work practice standards in this section.

General Compliance Requirements

§ 63.4500 What are my general requirements for complying with this subpart?

(a) You must be in compliance with the emission limitations in this subpart as specified in paragraphs (a)(1) and (2) of this section.

(1) Any coating operation(s) for which you use the compliant material option or the emission rate without add-on controls option, as specified in §63.4491(a) and (b), must be in compliance with the applicable emission limit in §63.4490 at all times.

(2) Any coating operation(s) for which you use the emission rate with add-on controls option, as specified in §63.4491(c), must be in compliance with the emission limitations as specified in paragraphs (a)(2)(i) through (iii) of this section.

(i) The coating operation(s) must be in compliance with the applicable emission limit in §63.4490 at all times except during periods of startup, shutdown, and malfunction.

(ii) The coating operation(s) must be in compliance with the operating limits for emission capture systems and add-on control devices required by §63.4492 at all times except during periods of startup, shutdown, and malfunction, and except for solvent recovery systems for which you conduct liquid-liquid material balances according to §63.4561(j).

(iii) The coating operation(s) must be in compliance with the work practice standards in §63.4493 at all times.

(b) You must always operate and maintain your affected source, including all air pollution control and monitoring equipment you use for purposes of complying with this subpart, according to the provisions in §63.6(e)(1)(i).

(c) If your affected source uses an emission capture system and add-on control device, you must develop a written startup, shutdown, and malfunction plan according to the provisions in §63.6(e)(3). The plan must address the startup, shutdown, and corrective actions in the event of a malfunction of the emission capture system or the add-on control device. The plan must also address any coating operation equipment that may cause increased emissions or that would affect capture efficiency if the process equipment malfunctions, such as conveyors that move parts among enclosures.

[69 FR 20990, Apr. 19, 2004, as amended at 71 FR 20465, Apr. 20, 2006]

§ 63.4501 What parts of the General Provisions apply to me?

Table 2 to this subpart shows which parts of the General Provisions in §§63.1 through 63.15 apply to you.

Notifications, Reports, and Records

§ 63.4510 What notifications must I submit?

(a) *General.* You must submit the notifications in §§63.7(b) and (c), 63.8(f)(4), and 63.9(b) through (e) and (h) that apply to you by the dates specified in those sections, except as provided in paragraphs (b) and (c) of this section.

(b) *Initial notification.* You must submit the initial notification required by §63.9(b) for a new or reconstructed affected source no later than 120 days after initial startup or 120 days after April 19, 2004, whichever is later. For an existing affected source, you must submit the initial notification no later than 1 year after April 19, 2004. If you are using compliance with the Surface Coating of Automobiles and Light-Duty Trucks NESHAP (subpart IIII of this part) as provided for under §63.4481(d) to constitute compliance with this subpart for any or all of your plastic parts coating operations, then you must include a statement to this effect in your initial notification, and no other notifications are required under this subpart in regard to those plastic parts coating operations. If you are complying with another NESHAP that constitutes the predominant activity at your facility under §63.4481(e)(2) to constitute compliance with this subpart for

your plastic parts coating operations, then you must include a statement to this effect in your initial notification, and no other notifications are required under this subpart in regard to those plastic parts coating operations.

(c) *Notification of compliance status.* You must submit the notification of compliance status required by §63.9(h) no later than 30 calendar days following the end of the initial compliance period described in §63.4540, §63.4550, or §63.4560 that applies to your affected source. The notification of compliance status must contain the information specified in paragraphs (c)(1) through (11) of this section and in §63.9(h).

(1) Company name and address.

(2) Statement by a responsible official with that official's name, title, and signature, certifying the truth, accuracy, and completeness of the content of the report.

(3) Date of the report and beginning and ending dates of the reporting period. The reporting period is the initial compliance period described in §63.4540, §63.4550, or §63.4560 that applies to your affected source.

(4) Identification of the compliance option or options specified in §63.4491 that you used on each coating operation in the affected source during the initial compliance period.

(5) Statement of whether or not the affected source achieved the emission limitations for the initial compliance period.

(6) If you had a deviation, include the information in paragraphs (c)(6)(i) and (ii) of this section.

(i) A description and statement of the cause of the deviation.

(ii) If you failed to meet the applicable emission limit in §63.4490, include all the calculations you used to determine the kg (lb) organic HAP emitted per kg (lb) coating solids used. You do not need to submit information provided by the materials' suppliers or manufacturers, or test reports.

(7) For each of the data items listed in paragraphs (c)(7)(i) through (iv) of this section that is required by the compliance option(s) you used to demonstrate compliance with the emission limit, include an example of how you determined the value, including calculations and supporting data. Supporting data may include a copy of the information provided by the supplier or manufacturer of the example coating or material, or a summary of the results of testing conducted according to §63.4541(a), (b), or (c). You do not need to submit copies of any test reports.

(i) Mass fraction of organic HAP for one coating, for one thinner and/or other additive, and for one cleaning material.

(ii) Mass fraction of coating solids for one coating.

(iii) Density for one coating, one thinner and/or other additive, and one cleaning material, except that if you use the compliant material option, only the example coating density is required.

(iv) The amount of waste materials and the mass of organic HAP contained in the waste materials for which you are claiming an allowance in Equation 1 of §63.4551.

(8) The calculation of kg (lb) organic HAP emitted per kg (lb) coating solids used for the compliance option(s) you used, as specified in paragraphs (c)(8)(i) through (iii) of this section.

(i) For the compliant material option, provide an example calculation of the organic HAP content for one coating, using Equation 1 of §63.4541.

(ii) For the emission rate without add-on controls option, provide the calculation of the total mass of organic HAP emissions for each month; the calculation of the total mass of coating solids used each month; and the calculation of the 12-month organic HAP emission rate using Equations 1 and 1A through 1C, 2, and 3, respectively, of §63.4551.

(iii) For the emission rate with add-on controls option, provide the calculation of the total mass of organic HAP emissions for the coatings, thinners and/or other additives, and cleaning materials used each month, using Equations 1 and 1A through 1C of §63.4551; the calculation of the total mass of coating solids used each month using Equation 2 of §63.4551; the mass of organic HAP emission reduction each month by emission capture systems and add-on control devices using Equations 1 and 1A through 1D of §63.4561 and Equations 2, 3, and 3A through 3C of §63.4561, as applicable; the calculation of the total mass of organic HAP emissions each month using Equation 4 of §63.4561; and the calculation of the 12-month organic HAP emission rate using Equation 5 of §63.4561.

(9) For the emission rate with add-on controls option, you must include the information specified in paragraphs (c)(9)(i) through (iv) of this section, except that the requirements in paragraphs (c)(9)(i) through (iii) of this section do not apply to solvent recovery systems for which you conduct liquid-liquid material balances according to §63.4561(j).

(i) For each emission capture system, a summary of the data and copies of the calculations supporting the determination that the emission capture system is a permanent total enclosure (PTE) or a measurement of the emission capture system efficiency. Include a description of the protocol followed for measuring capture efficiency, summaries of any capture efficiency tests conducted, and any calculations supporting the capture efficiency determination. If you use the data quality objective (DQO) or lower confidence limit (LCL) approach, you must also include the statistical calculations to show you meet the DQO or LCL criteria in appendix A to subpart KK of this part. You do not need to submit complete test reports.

(ii) A summary of the results of each add-on control device performance test. You do not need to submit complete test reports.

(iii) A list of each emission capture system's and add-on control device's operating limits and a summary of the data used to calculate those limits.

(iv) A statement of whether or not you developed and implemented the work practice plan required by §63.4493.

(10) If you are complying with a single emission limit representing the predominant activity under §63.4490(c)(1), include the calculations and supporting information used to demonstrate that this emission limit represents the predominant activity as specified in §63.4490(c)(1).

(11) If you are complying with a facility-specific emission limit under §63.4490(c)(2), include the calculation of the facility-specific emission limit and any supporting information as specified in §63.4490(c)(2).

[69 FR 20990, Apr. 19, 2004, as amended at 69 FR 22661, Apr. 26, 2004]

§ 63.4520 What reports must I submit?

(a) *Semiannual compliance reports.* You must submit semiannual compliance reports for each affected source according to the requirements of paragraphs (a)(1) through (7) of this section. The semiannual compliance reporting requirements may be satisfied by reports required under other parts of the Clean Air Act (CAA), as specified in paragraph (a)(2) of this section.

(1) *Dates.* Unless the Administrator has approved or agreed to a different schedule for submission of reports under §63.10(a), you must prepare and submit each semiannual compliance report according to the dates specified in paragraphs (a)(1)(i) through (iv) of this section. Note that the information reported for each of the months in the reporting period will be based on the last 12 months of data prior to the date of each monthly calculation.

(i) The first semiannual compliance report must cover the first semiannual reporting period which begins the day after the end of the initial compliance period described in §63.4540, §63.4550, or §63.4560 that applies to your affected source and ends on June 30 or December 31, whichever date is the first date following the end of the initial compliance period.

(ii) Each subsequent semiannual compliance report must cover the subsequent semiannual reporting period from January 1 through June 30 or the semiannual reporting period from July 1 through December 31.

(iii) Each semiannual compliance report must be postmarked or delivered no later than July 31 or January 31, whichever date is the first date following the end of the semiannual reporting period.

(iv) For each affected source that is subject to permitting regulations pursuant to 40 CFR part 70 or 40 CFR part 71, and if the permitting authority has established dates for submitting semiannual reports pursuant to 40 CFR 70.6(a)(3)(iii)(A) or 40 CFR 71.6(a)(3)(iii)(A), you may submit the first and subsequent compliance reports according to the dates the permitting authority has established instead of according to the date specified in paragraph (a)(1)(iii) of this section.

(2) *Inclusion with title V report.* Each affected source that has obtained a title V operating permit pursuant to 40 CFR part 70 or 40 CFR part 71 must report all deviations as defined in this subpart in the semiannual monitoring report required by 40 CFR 70.6(a)(3)(iii)(A) or 40 CFR 71.6(a)(3)(iii)(A). If an affected source submits a semiannual compliance report pursuant to this section along with, or as part of, the semiannual monitoring report required by 40 CFR 70.6(a)(3)(iii)(A) or 40 CFR 71.6(a)(3)(iii)(A), and the semiannual compliance report includes all required information concerning deviations from any emission limitation in this subpart, its submission will be deemed to satisfy any obligation to report the same deviations in the semiannual monitoring report. However, submission of a semiannual compliance report shall not otherwise affect any obligation the affected source may have to report deviations from permit requirements to the permitting authority.

(3) *General requirements.* The semiannual compliance report must contain the information specified in paragraphs (a)(3)(i) through (vii) of this section, and the information specified in paragraphs (a)(4) through (7) and (c)(1) of this section that is applicable to your affected source.

(i) Company name and address.

(ii) Statement by a responsible official with that official's name, title, and signature, certifying the truth, accuracy, and completeness of the content of the report.

(iii) Date of report and beginning and ending dates of the reporting period. The reporting period is the 6-month period ending on June 30 or December 31. Note that the information reported for each of the 6 months in the reporting period will be based on the last 12 months of data prior to the date of each monthly calculation.

(iv) Identification of the compliance option or options specified in §63.4491 that you used on each coating operation during the reporting period. If you switched between compliance options during the reporting period, you must report the beginning and ending dates for each option you used.

(v) If you used the emission rate without add-on controls or the emission rate with add-on controls compliance option (§63.4491(b) or (c)), the calculation results for each rolling 12-month organic HAP emission rate during the 6-month reporting period.

(vi) If you used the predominant activity alternative (§63.4490(c)(1)), include the annual determination of predominant activity if it was not included in the previous semi-annual compliance report.

(vii) If you used the facility-specific emission limit alternative (§63.4490(c)(2)), include the calculation of the facility-specific emission limit for each 12-month compliance period during the 6-month reporting period.

(4) *No deviations.* If there were no deviations from the emission limitations in §§63.4490, 63.4492, and 63.4493 that apply to you, the semiannual compliance report must include a statement that there were no deviations from the emission limitations during the reporting period. If you used the emission rate with add-on controls option and there were no periods during which the continuous parameter monitoring systems (CPMS) were out-of-control as specified in §63.8(c)(7), the semiannual compliance report must include a statement that there were no periods during which the CPMS were out-of-control during the reporting period.

(5) *Deviations: Compliant material option.* If you used the compliant material option and there was a deviation from the applicable organic HAP content requirements in §63.4490, the semiannual compliance report must contain the information in paragraphs (a)(5)(i) through (iv) of this section.

(i) Identification of each coating used that deviated from the applicable emission limit, and each thinner and/or other additive, and cleaning material used that contained organic HAP, and the dates and time periods each was used.

(ii) The calculation of the organic HAP content (using Equation 1 of §63.4541) for each coating identified in paragraph (a)(5)(i) of this section. You do not need to submit background data supporting this calculation (e.g., information provided by coating suppliers or manufacturers, or test reports).

(iii) The determination of mass fraction of organic HAP for each thinner and/or other additive, and cleaning material identified in paragraph (a)(5)(i) of this section. You do not need to submit background data supporting this calculation (e.g., information provided by material suppliers or manufacturers, or test reports).

(iv) A statement of the cause of each deviation.

(6) *Deviations: Emission rate without add-on controls option.* If you used the emission rate without add-on controls option and there was a deviation from the applicable emission limit in §63.4490, the semiannual compliance report must contain the information in paragraphs (a)(6)(i) through (iii) of this section.

(i) The beginning and ending dates of each compliance period during which the 12-month organic HAP emission rate exceeded the applicable emission limit in §63.4490.

(ii) The calculations used to determine the 12-month organic HAP emission rate for the compliance period in which the deviation occurred. You must submit the calculations for Equations 1, 1A through 1C, 2, and 3 of §63.4551; and if applicable, the calculation used to determine mass of organic HAP in waste

materials according to §63.4551(e)(4). You do not need to submit background data supporting these calculations (e.g., information provided by materials suppliers or manufacturers, or test reports).

(iii) A statement of the cause of each deviation.

(7) *Deviations: Emission rate with add-on controls option.* If you used the emission rate with add-on controls option and there was a deviation from an emission limitation (including any periods when emissions bypassed the add-on control device and were diverted to the atmosphere), the semiannual compliance report must contain the information in paragraphs (a)(7)(i) through (xiv) of this section. This includes periods of startup, shutdown, and malfunction during which deviations occurred.

(i) The beginning and ending dates of each compliance period during which the 12-month organic HAP emission rate exceeded the applicable emission limit in §63.4490.

(ii) The calculations used to determine the 12-month organic HAP emission rate for each compliance period in which a deviation occurred. You must provide the calculation of the total mass of organic HAP emissions for the coatings, thinners and/or other additives, and cleaning materials used each month using Equations 1 and 1A through 1C of §63.4551; and, if applicable, the calculation used to determine mass of organic HAP in waste materials according to §63.4551(e)(4); the calculation of the total mass of coating solids used each month using Equation 2 of §63.4551; the calculation of the mass of organic HAP emission reduction each month by emission capture systems and add-on control devices using Equations 1 and 1A through 1D of §63.4561, and Equations 2, 3, and 3A through 3C of §63.4561, as applicable; the calculation of the total mass of organic HAP emissions each month using Equation 4 of §63.4561; and the calculation of the 12-month organic HAP emission rate using Equation 5 of §63.4561. You do not need to submit the background data supporting these calculations (e.g., information provided by materials suppliers or manufacturers, or test reports).

(iii) The date and time that each malfunction started and stopped.

(iv) A brief description of the CPMS.

(v) The date of the latest CPMS certification or audit.

(vi) The date and time that each CPMS was inoperative, except for zero (low-level) and high-level checks.

(vii) The date, time, and duration that each CPMS was out-of-control, including the information in §63.8(c)(8).

(viii) The date and time period of each deviation from an operating limit in Table 1 to this subpart; date and time period of any bypass of the add-on control device; and whether each deviation occurred during a period of startup, shutdown, or malfunction or during another period.

(ix) A summary of the total duration of each deviation from an operating limit in Table 1 to this subpart and each bypass of the add-on control device during the semiannual reporting period, and the total duration as a percent of the total source operating time during that semiannual reporting period.

(x) A breakdown of the total duration of the deviations from the operating limits in Table 1 of this subpart and bypasses of the add-on control device during the semiannual reporting period into those that were due to startup, shutdown, control equipment problems, process problems, other known causes, and other unknown causes.

(xi) A summary of the total duration of CPMS downtime during the semiannual reporting period and the total duration of CPMS downtime as a percent of the total source operating time during that semiannual reporting period.

(xii) A description of any changes in the CPMS, coating operation, emission capture system, or add-on control device since the last semiannual reporting period.

(xiii) For each deviation from the work practice standards, a description of the deviation, the date and time period of the deviation, and the actions you took to correct the deviation.

(xiv) A statement of the cause of each deviation.

(b) *Performance test reports.* If you use the emission rate with add-on controls option, you must submit reports of performance test results for emission capture systems and add-on control devices no later than 60 days after completing the tests as specified in §63.10(d)(2).

(c) *Startup, shutdown, malfunction reports.* If you used the emission rate with add-on controls option and you had a startup, shutdown, or malfunction during the semiannual reporting period, you must submit the reports specified in paragraphs (c)(1) and (2) of this section.

(1) If your actions were consistent with your startup, shutdown, and malfunction plan, you must include the information specified in §63.10(d) in the semiannual compliance report required by paragraph (a) of this section.

(2) If your actions were not consistent with your startup, shutdown, and malfunction plan, you must submit an immediate startup, shutdown, and malfunction report as described in paragraphs (c)(2)(i) and (ii) of this section.

(i) You must describe the actions taken during the event in a report delivered by facsimile, telephone, or other means to the Administrator within 2 working days after starting actions that are inconsistent with the plan.

(ii) You must submit a letter to the Administrator within 7 working days after the end of the event, unless you have made alternative arrangements with the Administrator as specified in §63.10(d)(5)(ii). The letter must contain the information specified in §63.10(d)(5)(ii).

§ 63.4530 What records must I keep?

You must collect and keep records of the data and information specified in this section. Failure to collect and keep these records is a deviation from the applicable standard.

(a) A copy of each notification and report that you submitted to comply with this subpart, and the documentation supporting each notification and report. If you are using the predominant activity alternative under §63.4490(c), you must keep records of the data and calculations used to determine the predominant activity. If you are using the facility-specific emission limit alternative under §63.4490(c), you must keep records of the data used to calculate the facility-specific emission limit for the initial compliance demonstration. You must also keep records of any data used in each annual predominant activity determination and in the calculation of the facility-specific emission limit for each 12-month compliance period included in the semi-annual compliance reports.

(b) A current copy of information provided by materials suppliers or manufacturers, such as manufacturer's formulation data, or test data used to determine the mass fraction of organic HAP and density for each coating, thinner and/or other additive, and cleaning material, and the mass fraction of

coating solids for each coating. If you conducted testing to determine mass fraction of organic HAP, density, or mass fraction of coating solids, you must keep a copy of the complete test report. If you use information provided to you by the manufacturer or supplier of the material that was based on testing, you must keep the summary sheet of results provided to you by the manufacturer or supplier. You are not required to obtain the test report or other supporting documentation from the manufacturer or supplier.

(c) For each compliance period, the records specified in paragraphs (c)(1) through (4) of this section.

(1) A record of the coating operations on which you used each compliance option and the time periods (beginning and ending dates and times) for each option you used.

(2) For the compliant material option, a record of the calculation of the organic HAP content for each coating, using Equation 1 of §63.4541.

(3) For the emission rate without add-on controls option, a record of the calculation of the total mass of organic HAP emissions for the coatings, thinners and/or other additives, and cleaning materials used each month using Equations 1, 1A through 1C, and 2 of §63.4551 and, if applicable, the calculation used to determine mass of organic HAP in waste materials according to §63.4551(e)(4); the calculation of the total mass of coating solids used each month using Equation 2 of §63.4551; and the calculation of each 12-month organic HAP emission rate using Equation 3 of §63.4551.

(4) For the emission rate with add-on controls option, records of the calculations specified in paragraphs (c)(4)(i) through (v) of this section.

(i) The calculation of the total mass of organic HAP emissions for the coatings, thinners and/or other additives, and cleaning materials used each month using Equations 1 and 1A through 1C of §63.4551; and, if applicable, the calculation used to determine mass of organic HAP in waste materials according to §63.4551(e)(4);

(ii) The calculation of the total mass of coating solids used each month using Equation 2 of §63.4551;

(iii) The calculation of the mass of organic HAP emission reduction by emission capture systems and add-on control devices using Equations 1 and 1A through 1D of §63.4561 and Equations 2, 3, and 3A through 3C of §63.4561, as applicable;

(iv) The calculation of each month's organic HAP emission rate using Equation 4 of §63.4561; and

(v) The calculation of each 12-month organic HAP emission rate using Equation 5 of §63.4561.

(d) A record of the name and mass of each coating, thinner and/or other additive, and cleaning material used during each compliance period. If you are using the compliant material option for all coatings at the source, you may maintain purchase records for each material used rather than a record of the mass used.

(e) A record of the mass fraction of organic HAP for each coating, thinner and/or other additive, and cleaning material used during each compliance period.

(f) A record of the mass fraction of coating solids for each coating used during each compliance period.

(g) If you use an allowance in Equation 1 of §63.4551 for organic HAP contained in waste materials sent to or designated for shipment to a treatment, storage, and disposal facility (TSDF) according to §63.4551(e)(4), you must keep records of the information specified in paragraphs (g)(1) through (3) of this section.

(1) The name and address of each TSDf to which you sent waste materials for which you use an allowance in Equation 1 of §63.4551, a statement of which subparts under 40 CFR parts 262, 264, 265, and 266 apply to the facility; and the date of each shipment.

(2) Identification of the coating operations producing waste materials included in each shipment and the month or months in which you used the allowance for these materials in Equation 1 of §63.4551.

(3) The methodology used in accordance with §63.4551(e)(4) to determine the total amount of waste materials sent to or the amount collected, stored, and designated for transport to a TSDf each month; and the methodology to determine the mass of organic HAP contained in these waste materials. This must include the sources for all data used in the determination, methods used to generate the data, frequency of testing or monitoring, and supporting calculations and documentation, including the waste manifest for each shipment.

(h) You must keep records of the date, time, and duration of each deviation.

(i) If you use the emission rate with add-on controls option, you must keep the records specified in paragraphs (i)(1) through (8) of this section.

(1) For each deviation, a record of whether the deviation occurred during a period of startup, shutdown, or malfunction.

(2) The records in §63.6(e)(3)(iii) through (v) related to startup, shutdown, and malfunction.

(3) The records required to show continuous compliance with each operating limit specified in Table 1 to this subpart that applies to you.

(4) For each capture system that is a PTE, the data and documentation you used to support a determination that the capture system meets the criteria in Method 204 of appendix M to 40 CFR part 51 for a PTE and has a capture efficiency of 100 percent, as specified in §63.4565(a).

(5) For each capture system that is not a PTE, the data and documentation you used to determine capture efficiency according to the requirements specified in §§63.4564 and 63.4565(b) through (e), including the records specified in paragraphs (i)(5)(i) through (iii) of this section that apply to you.

(i) *Records for a liquid-to-uncaptured gas protocol using a temporary total enclosure or building enclosure.* Records of the mass of total volatile hydrocarbon (TVH) as measured by Method 204A or 204F of appendix M to 40 CFR part 51 for each material used in the coating operation, and the total TVH for all materials used during each capture efficiency test run, including a copy of the test report. Records of the mass of TVH emissions not captured by the capture system that exited the temporary total enclosure or building enclosure during each capture efficiency test run, as measured by Method 204D or 204E of appendix M to 40 CFR part 51, including a copy of the test report. Records documenting that the enclosure used for the capture efficiency test met the criteria in Method 204 of appendix M to 40 CFR part 51 for either a temporary total enclosure or a building enclosure.

(ii) *Records for a gas-to-gas protocol using a temporary total enclosure or a building enclosure.* Records of the mass of TVH emissions captured by the emission capture system as measured by Method 204B or 204C of appendix M to 40 CFR part 51 at the inlet to the add-on control device, including a copy of the test report. Records of the mass of TVH emissions not captured by the capture system that exited the temporary total enclosure or building enclosure during each capture efficiency test run as measured by Method 204D or 204E of appendix M to 40 CFR part 51, including a copy of the test report. Records documenting that the enclosure used for the capture efficiency test met the criteria in Method 204 of appendix M to 40 CFR part 51 for either a temporary total enclosure or a building enclosure.

(iii) *Records for an alternative protocol.* Records needed to document a capture efficiency determination using an alternative method or protocol as specified in §63.4565(e), if applicable.

(6) The records specified in paragraphs (i)(6)(i) and (ii) of this section for each add-on control device organic HAP destruction or removal efficiency determination as specified in §63.4566.

(i) Records of each add-on control device performance test conducted according to §§63.4564 and 63.4566.

(ii) Records of the coating operation conditions during the add-on control device performance test showing that the performance test was conducted under representative operating conditions.

(7) Records of the data and calculations you used to establish the emission capture and add-on control device operating limits as specified in §63.4567 and to document compliance with the operating limits as specified in Table 1 to this subpart.

(8) A record of the work practice plan required by §63.4493 and documentation that you are implementing the plan on a continuous basis.

§ 63.4531 In what form and for how long must I keep my records?

(a) Your records must be in a form suitable and readily available for expeditious review, according to §63.10(b)(1). Where appropriate, the records may be maintained as electronic spreadsheets or as a database.

(b) As specified in §63.10(b)(1), you must keep each record for 5 years following the date of each occurrence, measurement, maintenance, corrective action, report, or record.

(c) You must keep each record on-site for at least 2 years after the date of each occurrence, measurement, maintenance, corrective action, report, or record according to §63.10(b)(1). You may keep the records off-site for the remaining 3 years.

Compliance Requirements for the Compliant Material Option

§ 63.4540 By what date must I conduct the initial compliance demonstration?

You must complete the initial compliance demonstration for the initial compliance period according to the requirements in §63.4541. The initial compliance period begins on the applicable compliance date specified in §63.4483 and ends on the last day of the 12th month following the compliance date. If the compliance date occurs on any day other than the first day of a month, then the initial compliance period extends through that month plus the next 12 months. The initial compliance demonstration includes the calculations according to §63.4541 and supporting documentation showing that during the initial compliance period, you used no coating with an organic HAP content that exceeded the applicable emission limit in §63.4490, and that you used no thinners and/or other additives, or cleaning materials that contained organic HAP as determined according to §63.4541(a).

§ 63.4541 How do I demonstrate initial compliance with the emission limitations?

You may use the compliant material option for any individual coating operation, for any group of coating operations in the affected source, or for all the coating operations in the affected source. You must use either the emission rate without add-on controls option or the emission rate with add-on controls option for any coating operation in the affected source for which you do not use this option. To demonstrate initial compliance using the compliant material option, the coating operation or group of coating operations must

use no coating with an organic HAP content that exceeds the applicable emission limits in §63.4490 and must use no thinner and/or other additive, or cleaning material that contains organic HAP as determined according to this section. Any coating operation for which you use the compliant material option is not required to meet the operating limits or work practice standards required in §§63.4492 and 63.4493, respectively. You must conduct a separate initial compliance demonstration for each general use coating, TPO coating, automotive lamp coating, and assembled on-road vehicle coating affected source unless you are demonstrating compliance with a predominant activity or facility-specific emission limit as provided in §63.4490(c). If you are demonstrating compliance with a predominant activity or facility-specific emission limit as provided in §63.4490(c), you must demonstrate that all coating operations included in the predominant activity determination or calculation of the facility-specific emission limit comply with that limit. You must meet all the requirements of this section. Use the procedures in this section on each coating, thinner and/or other additive, and cleaning material in the condition it is in when it is received from its manufacturer or supplier and prior to any alteration. You do not need to redetermine the organic HAP content of coatings, thinners and/or other additives, and cleaning materials that are reclaimed on-site (or reclaimed off-site if you have documentation showing that you received back the exact same materials that were sent off-site) and reused in the coating operation for which you use the compliant material option, provided these materials in their condition as received were demonstrated to comply with the compliant material option.

(a) *Determine the mass fraction of organic HAP for each material used.* You must determine the mass fraction of organic HAP for each coating, thinner and/or other additive, and cleaning material used during the compliance period by using one of the options in paragraphs (a)(1) through (5) of this section.

(1) *Method 311 (appendix A to 40 CFR part 63).* You may use Method 311 for determining the mass fraction of organic HAP. Use the procedures specified in paragraphs (a)(1)(i) and (ii) of this section when performing a Method 311 test.

(i) Count each organic HAP that is measured to be present at 0.1 percent by mass or more for Occupational Safety and Health Administration (OSHA)-defined carcinogens as specified in 29 CFR 1910.1200(d)(4) and at 1.0 percent by mass or more for other compounds. For example, if toluene (not an OSHA carcinogen) is measured to be 0.5 percent of the material by mass, you do not have to count it. Express the mass fraction of each organic HAP you count as a value truncated to four places after the decimal point (e.g., 0.3791).

(ii) Calculate the total mass fraction of organic HAP in the test material by adding up the individual organic HAP mass fractions and truncating the result to three places after the decimal point (e.g., 0.763).

(2) *Method 24 (appendix A to 40 CFR part 60).* For coatings, you may use Method 24 to determine the mass fraction of nonaqueous volatile matter and use that value as a substitute for mass fraction of organic HAP. For reactive adhesives in which some of the HAP react to form solids and are not emitted to the atmosphere, you may use the alternative method contained in appendix A to this subpart, rather than Method 24. You may use the volatile fraction that is emitted, as measured by the alternative method in appendix A to this subpart, as a substitute for the mass fraction of organic HAP.

(3) *Alternative method.* You may use an alternative test method for determining the mass fraction of organic HAP once the Administrator has approved it. You must follow the procedure in §63.7(f) to submit an alternative test method for approval.

(4) *Information from the supplier or manufacturer of the material.* You may rely on information other than that generated by the test methods specified in paragraphs (a)(1) through (3) of this section, such as manufacturer's formulation data, if it represents each organic HAP that is present at 0.1 percent by mass or more for OSHA-defined carcinogens as specified in 29 CFR 1910.1200(d)(4) and at 1.0 percent by mass or more for other compounds. For example, if toluene (not an OSHA carcinogen) is 0.5 percent of the material by mass, you do not have to count it. For reactive adhesives in which some of the HAP react

to form solids and are not emitted to the atmosphere, you may rely on manufacturer's data that expressly states the organic HAP or volatile matter mass fraction emitted. If there is a disagreement between such information and results of a test conducted according to paragraphs (a)(1) through (3) of this section, then the test method results will take precedence unless, after consultation you demonstrate to the satisfaction of the enforcement agency that the formulation data are correct.

(5) *Solvent blends.* Solvent blends may be listed as single components for some materials in data provided by manufacturers or suppliers. Solvent blends may contain organic HAP which must be counted toward the total organic HAP mass fraction of the materials. When test data and manufacturer's data for solvent blends are not available, you may use the default values for the mass fraction of organic HAP in these solvent blends listed in Table 3 or 4 to this subpart. If you use the tables, you must use the values in Table 3 for all solvent blends that match Table 3 entries according to the instructions for Table 3, and you may use Table 4 only if the solvent blends in the materials you use do not match any of the solvent blends in Table 3 and you know only whether the blend is aliphatic or aromatic. However, if the results of a Method 311 (appendix A to 40 CFR part 63) test indicate higher values than those listed on Table 3 or 4 to this subpart, the Method 311 results will take precedence unless, after consultation you demonstrate to the satisfaction of the enforcement agency that the formulation data are correct.

(b) *Determine the mass fraction of coating solids for each coating.* You must determine the mass fraction of coating solids (kg (lb) of coating solids per kg (lb) of coating) for each coating used during the compliance period by a test, by information provided by the supplier or the manufacturer of the material, or by calculation, as specified in paragraphs (b)(1) through (3) of this section.

(1) *Method 24 (appendix A to 40 CFR part 60).* Use Method 24 for determining the mass fraction of coating solids. For reactive adhesives in which some of the liquid fraction reacts to form solids, you may use the alternative method contained in appendix A to this subpart, rather than Method 24, to determine the mass fraction of coating solids.

(2) *Alternative method.* You may use an alternative test method for determining the solids content of each coating once the Administrator has approved it. You must follow the procedure in §63.7(f) to submit an alternative test method for approval.

(3) *Information from the supplier or manufacturer of the material.* You may obtain the mass fraction of coating solids for each coating from the supplier or manufacturer. If there is disagreement between such information and the test method results, then the test method results will take precedence unless, after consultation you demonstrate to the satisfaction of the enforcement agency that the formulation data are correct.

(c) *Calculate the organic HAP content of each coating.* Calculate the organic HAP content, kg (lb) organic HAP emitted per kg (lb) coating solids used, of each coating used during the compliance period using Equation 1 of this section:

$$H_c = \frac{W_c}{S_c} \quad (\text{Eq. 1})$$

Where:

H_c = Organic HAP content of the coating, kg (lb) of organic HAP emitted per kg (lb) coating solids used.

W_c = Mass fraction of organic HAP in the coating, kg organic HAP per kg coating, determined according to paragraph (a) of this section.

S_c = Mass fraction of coating solids, kg coating solids per kg coating, determined according to paragraph (b) of this section.

(d) *Compliance demonstration.* The calculated organic HAP content for each coating used during the initial compliance period must be less than or equal to the applicable emission limit in §63.4490; and each thinner and/or other additive, and cleaning material used during the initial compliance period must contain no organic HAP, determined according to paragraph (a) of this section. You must keep all records required by §§63.4530 and 63.4531. As part of the notification of compliance status required in §63.4510, you must identify the coating operation(s) for which you used the compliant material option and submit a statement that the coating operation(s) was (were) in compliance with the emission limitations during the initial compliance period because you used no coatings for which the organic HAP content exceeded the applicable emission limit in §63.4490, and you used no thinners and/or other additives, or cleaning materials that contained organic HAP, determined according to the procedures in paragraph (a) of this section.

§ 63.4542 How do I demonstrate continuous compliance with the emission limitations?

(a) For each compliance period to demonstrate continuous compliance, you must use no coating for which the organic HAP content (determined using Equation 1 of §63.4541) exceeds the applicable emission limit in §63.4490, and use no thinner and/or other additive, or cleaning material that contains organic HAP, determined according to §63.4541(a). A compliance period consists of 12 months. Each month, after the end of the initial compliance period described in §63.4540, is the end of a compliance period consisting of that month and the preceding 11 months. If you are complying with a facility-specific emission limit under §63.4490(c), you must also perform the calculation using Equation 1 in §63.4490(c)(2) on a monthly basis using the data from the previous 12 months of operation.

(b) If you choose to comply with the emission limitations by using the compliant material option, the use of any coating, thinner and/or other additive, or cleaning material that does not meet the criteria specified in paragraph (a) of this section is a deviation from the emission limitations that must be reported as specified in §§63.4510(c)(6) and 63.4520(a)(5).

(c) As part of each semiannual compliance report required by §63.4520, you must identify the coating operation(s) for which you used the compliant material option. If there were no deviations from the applicable emission limit in §63.4490, submit a statement that the coating operation(s) was (were) in compliance with the emission limitations during the reporting period because you used no coatings for which the organic HAP content exceeded the applicable emission limit in §63.4490, and you used no thinner and/or other additive, or cleaning material that contained organic HAP, determined according to §63.4541(a).

(d) You must maintain records as specified in §§63.4530 and 63.4531.

Compliance Requirements for the Emission Rate Without Add-On Controls Option

§ 63.4550 By what date must I conduct the initial compliance demonstration?

You must complete the initial compliance demonstration for the initial compliance period according to the requirements of §63.4551. The initial compliance period begins on the applicable compliance date specified in §63.4483 and ends on the last day of the 12th month following the compliance date. If the compliance date occurs on any day other than the first day of a month, then the initial compliance period extends through the end of that month plus the next 12 months. You must determine the mass of organic HAP emissions and mass of coating solids used each month and then calculate an organic HAP emission rate at the end of the initial compliance period. The initial compliance demonstration includes the calculations according to §63.4551 and supporting documentation showing that during the initial

compliance period the organic HAP emission rate was equal to or less than the applicable emission limit in §63.4490.

§ 63.4551 How do I demonstrate initial compliance with the emission limitations?

You may use the emission rate without add-on controls option for any individual coating operation, for any group of coating operations in the affected source, or for all the coating operations in the affected source. You must use either the compliant material option or the emission rate with add-on controls option for any coating operation in the affected source for which you do not use this option. To demonstrate initial compliance using the emission rate without add-on controls option, the coating operation or group of coating operations must meet the applicable emission limit in §63.4490, but is not required to meet the operating limits or work practice standards in §§63.4492 and 63.4493, respectively. You must conduct a separate initial compliance demonstration for each general use, TPO, automotive lamp, and assembled on-road vehicle coating operation unless you are demonstrating compliance with a predominant activity or facility-specific emission limit as provided in §63.4490(c). If you are demonstrating compliance with a predominant activity or facility-specific emission limit as provided in §63.4490(c), you must demonstrate that all coating operations included in the predominant activity determination or calculation of the facility-specific emission limit comply with that limit. You must meet all the requirements of this section. When calculating the organic HAP emission rate according to this section, do not include any coatings, thinners and/or other additives, or cleaning materials used on coating operations for which you use the compliant material option or the emission rate with add-on controls option. You do not need to redetermine the mass of organic HAP in coatings, thinners and/or other additives, or cleaning materials that have been reclaimed on-site (or reclaimed off-site if you have documentation showing that you received back the exact same materials that were sent off-site) and reused in the coating operation for which you use the emission rate without add-on controls option. If you use coatings, thinners and/or other additives, or cleaning materials that have been reclaimed on-site, the amount of each used in a month may be reduced by the amount of each that is reclaimed. That is, the amount used may be calculated as the amount consumed to account for materials that are reclaimed.

(a) *Determine the mass fraction of organic HAP for each material.* Determine the mass fraction of organic HAP for each coating, thinner and/or other additive, and cleaning material used during each month according to the requirements in §63.4541(a).

(b) *Determine the mass fraction of coating solids.* Determine the mass fraction of coating solids (kg (lb) of coating solids per kg (lb) of coating) for each coating used during each month according to the requirements in §63.4541(b).

(c) *Determine the density of each material.* Determine the density of each liquid coating, thinner and/or other additive, and cleaning material used during each month from test results using ASTM Method D1475–98, “Standard Test Method for Density of Liquid Coatings, Inks, and Related Products” (incorporated by reference, see §63.14), information from the supplier or manufacturer of the material, or reference sources providing density or specific gravity data for pure materials. If there is disagreement between ASTM Method D1475–98 and other such information sources, the test results will take precedence unless, after consultation you demonstrate to the satisfaction of the enforcement agency that the formulation data are correct. If you purchase materials or monitor consumption by weight instead of volume, you do not need to determine material density. Instead, you may use the material weight in place of the combined terms for density and volume in Equations 1A, 1B, 1C, and 2 of this section.

(d) *Determine the volume of each material used.* Determine the volume (liters) of each coating, thinner and/or other additive, and cleaning material used during each month by measurement or usage records. If you purchase materials or monitor consumption by weight instead of volume, you do not need to determine the volume of each material used. Instead, you may use the material weight in place of the combined terms for density and volume in Equations 1A, 1B, 1C, and 2 of this section.

(e) Calculate the mass of organic HAP emissions. The mass of organic HAP emissions is the combined mass of organic HAP contained in all coatings, thinners and/or other additives, and cleaning materials used during each month minus the organic HAP in certain waste materials. Calculate the mass of organic HAP emissions using Equation 1 of this section.

$$H_e = A + B + C - R_w \quad (\text{Eq. 1})$$

Where:

H_e = Total mass of organic HAP emissions during the month, kg.

A = Total mass of organic HAP in the coatings used during the month, kg, as calculated in Equation 1A of this section.

B = Total mass of organic HAP in the thinners and/or other additives used during the month, kg, as calculated in Equation 1B of this section.

C = Total mass of organic HAP in the cleaning materials used during the month, kg, as calculated in Equation 1C of this section.

R_w = Total mass of organic HAP in waste materials sent or designated for shipment to a hazardous waste TSDF for treatment or disposal during the month, kg, determined according to paragraph (e)(4) of this section. (You may assign a value of zero to R_w if you do not wish to use this allowance.)

(1) Calculate the kg organic HAP in the coatings used during the month using Equation 1A of this section:

$$A = \sum_{i=1}^m (Vol_{c,i}) (D_{c,i}) (W_{c,i}) \quad (\text{Eq. 1A})$$

Where:

A = Total mass of organic HAP in the coatings used during the month, kg.

$Vol_{c,i}$ = Total volume of coating, i, used during the month, liters.

$D_{c,i}$ = Density of coating, i, kg coating per liter coating.

$W_{c,i}$ = Mass fraction of organic HAP in coating, i, kg organic HAP per kg coating. For reactive adhesives as defined in §63.4581, use the mass fraction of organic HAP that is emitted as determined using the method in appendix A to this subpart.

m = Number of different coatings used during the month.

(2) Calculate the kg of organic HAP in the thinners and/or other additives used during the month using Equation 1B of this section:

$$B = \sum_{j=1}^n (Vol_{t,j}) (D_{t,j}) (W_{t,j}) \quad (\text{Eq. 1B})$$

Where:

B = Total mass of organic HAP in the thinners and/or other additives used during the month, kg.

Vol_{t,j} = Total volume of thinner and/or other additive, j, used during the month, liters.

D_{t,j} = Density of thinner and/or other additive, j, kg per liter.

W_{t,j} = Mass fraction of organic HAP in thinner and/or other additive, j, kg organic HAP per kg thinner and/or other additive. For reactive adhesives as defined in §63.4581, use the mass fraction of organic HAP that is emitted as determined using the method in appendix A to this subpart.

n = Number of different thinners and/or other additives used during the month.

(3) Calculate the kg organic HAP in the cleaning materials used during the month using Equation 1C of this section:

$$C = \sum_{k=1}^p (Vol_{s,k})(D_{s,k})(W_{s,k}) \quad (Eq. 1C)$$

Where:

C = Total mass of organic HAP in the cleaning materials used during the month, kg.

Vol_{s,k} = Total volume of cleaning material, k, used during the month, liters.

D_{s,k} = Density of cleaning material, k, kg per liter.

W_{s,k} = Mass fraction of organic HAP in cleaning material, k, kg organic HAP per kg material.

p = Number of different cleaning materials used during the month.

(4) If you choose to account for the mass of organic HAP contained in waste materials sent or designated for shipment to a hazardous waste TSDF in Equation 1 of this section, then you must determine the mass according to paragraphs (e)(4)(i) through (iv) of this section.

(i) You may only include waste materials in the determination that are generated by coating operations in the affected source for which you use Equation 1 of this section and that will be treated or disposed of by a facility that is regulated as a TSDF under 40 CFR part 262, 264, 265, or 266. The TSDF may be either off-site or on-site. You may not include organic HAP contained in wastewater.

(ii) You must determine either the amount of the waste materials sent to a TSDF during the month or the amount collected and stored during the month and designated for future transport to a TSDF. Do not include in your determination any waste materials sent to a TSDF during a month if you have already included them in the amount collected and stored during that month or a previous month.

(iii) Determine the total mass of organic HAP contained in the waste materials specified in paragraph (e)(4)(ii) of this section.

(iv) You must document the methodology you use to determine the amount of waste materials and the total mass of organic HAP they contain, as required in §63.4530(g). If waste manifests include this

information, they may be used as part of the documentation of the amount of waste materials and mass of organic HAP contained in them.

(f) *Calculate the total mass of coating solids used.* Determine the total mass of coating solids used, kg, which is the combined mass of coating solids for all the coatings used during each month, using Equation 2 of this section:

$$M_{st} = \sum_{i=1}^m (\text{Vol}_{c,i}) (D_{c,i}) (M_{s,i}) \quad (\text{Eq. 2})$$

Where:

M_{st} = Total mass of coating solids used during the month, kg.

$\text{Vol}_{c,i}$ = Total volume of coating, i, used during the month, liters.

$D_{c,i}$ = Density of coating, i, kgs per liter coating, determined according to §63.4551(c).

$M_{s,i}$ = Mass fraction of coating solids for coating, i, kgs solids per kg coating, determined according to §63.4541(b).

m = Number of coatings used during the month.

(g) *Calculate the organic HAP emission rate.* Calculate the organic HAP emission rate for the compliance period, kg (lb) organic HAP emitted per kg (lb) coating solids used, using Equation 3 of this section:

$$H_{yr} = \frac{\sum_{y=1}^n H_e}{\sum_{y=1}^n M_{st}} \quad (\text{Eq. 3})$$

Where:

H_{yr} = Average organic HAP emission rate for the compliance period, kg organic HAP emitted per kg coating solids used.

H_e = Total mass of organic HAP emissions from all materials used during month, y, kg, as calculated by Equation 1 of this section.

M_{st} = Total mass of coating solids used during month, y, kg, as calculated by Equation 2 of this section.

y = Identifier for months.

n = Number of full or partial months in the compliance period (for the initial compliance period, n equals 12 if the compliance date falls on the first day of a month; otherwise n equals 13; for all following compliance periods, n equals 12).

(h) *Compliance demonstration.* The organic HAP emission rate for the initial compliance period calculated using Equation 3 of this section must be less than or equal to the applicable emission limit for each

subcategory in §63.4490 or the predominant activity or facility-specific emission limit allowed in §63.4490(c). You must keep all records as required by §§63.4530 and 63.4531. As part of the notification of compliance status required by §63.4510, you must identify the coating operation(s) for which you used the emission rate without add-on controls option and submit a statement that the coating operation(s) was (were) in compliance with the emission limitations during the initial compliance period because the organic HAP emission rate was less than or equal to the applicable emission limit in §63.4490, determined according to the procedures in this section.

§ 63.4552 How do I demonstrate continuous compliance with the emission limitations?

(a) To demonstrate continuous compliance, the organic HAP emission rate for each compliance period, determined according to §63.4551(a) through (g), must be less than or equal to the applicable emission limit in §63.4490. A compliance period consists of 12 months. Each month after the end of the initial compliance period described in §63.4550 is the end of a compliance period consisting of that month and the preceding 11 months. You must perform the calculations in §63.4551(a) through (g) on a monthly basis using data from the previous 12 months of operation. If you are complying with a facility-specific emission limit under §63.4490(c), you must also perform the calculation using Equation 1 in §63.4490(c)(2) on a monthly basis using the data from the previous 12 months of operation.

(b) If the organic HAP emission rate for any 12-month compliance period exceeded the applicable emission limit in §63.4490, this is a deviation from the emission limitation for that compliance period and must be reported as specified in §§63.4510(c)(6) and 63.4520(a)(6).

(c) As part of each semiannual compliance report required by §63.4520, you must identify the coating operation(s) for which you used the emission rate without add-on controls option. If there were no deviations from the emission limitations, you must submit a statement that the coating operation(s) was (were) in compliance with the emission limitations during the reporting period because the organic HAP emission rate for each compliance period was less than or equal to the applicable emission limit in §63.4490, determined according to §63.4551(a) through (g).

(d) You must maintain records as specified in §§63.4530 and 63.4531.

Compliance Requirements for the Emission Rate With Add-On Controls Option

§ 63.4560 By what date must I conduct performance tests and other initial compliance demonstrations?

(a) *New and reconstructed affected sources.* For a new or reconstructed affected source, you must meet the requirements of paragraphs (a)(1) through (4) of this section.

(1) All emission capture systems, add-on control devices, and CPMS must be installed and operating no later than the applicable compliance date specified in §63.4483. Except for solvent recovery systems for which you conduct liquid-liquid material balances according to §63.4561(j), you must conduct a performance test of each capture system and add-on control device according to §§63.4564, 63.4565, and 63.4566 and establish the operating limits required by §63.4492 no later than 180 days after the applicable compliance date specified in §63.4483. For a solvent recovery system for which you conduct liquid-liquid material balances according to §63.4561(j), you must initiate the first material balance no later than the applicable compliance date specified in §63.4483.

(2) You must develop and begin implementing the work practice plan required by §63.4493 no later than the compliance date specified in §63.4483.

(3) You must complete the initial compliance demonstration for the initial compliance period according to the requirements of §63.4561. The initial compliance period begins on the applicable compliance date specified in §63.4483 and ends on the last day of the 12th month following the compliance date. If the compliance date occurs on any day other than the first day of a month, then the initial compliance period extends through the end of that month plus the next 12 months. You must determine the mass of organic HAP emissions and mass of coatings solids used each month and then calculate an organic HAP emission rate at the end of the initial compliance period. The initial compliance demonstration includes the results of emission capture system and add-on control device performance tests conducted according to §§63.4564, 63.4565, and 63.4566; results of liquid-liquid material balances conducted according to §63.4561(j); calculations according to §63.4561 and supporting documentation showing that during the initial compliance period the organic HAP emission rate was equal to or less than the applicable emission limit in §63.4490; the operating limits established during the performance tests and the results of the continuous parameter monitoring required by §63.4568; and documentation of whether you developed and implemented the work practice plan required by §63.4493.

(4) You do not need to comply with the operating limits for the emission capture system and add-on control device required by §63.4492 until after you have completed the performance tests specified in paragraph (a)(1) of this section. Instead, you must maintain a log detailing the operation and maintenance of the emission capture system, add-on control device, and continuous parameter monitors during the period between the compliance date and the performance test. You must begin complying with the operating limits for your affected source on the date you complete the performance tests specified in paragraph (a)(1) of this section. The requirements in this paragraph (a)(4) do not apply to solvent recovery systems for which you conduct liquid-liquid material balances according to the requirements in §63.4561(j).

(b) *Existing affected sources.* For an existing affected source, you must meet the requirements of paragraphs (b)(1) through (3) of this section.

(1) All emission capture systems, add-on control devices, and CPMS must be installed and operating no later than the applicable compliance date specified in §63.4483. Except for solvent recovery systems for which you conduct liquid-liquid material balances according to §63.4561(j), you must conduct a performance test of each capture system and add-on control device according to the procedures in §§63.4564, 63.4565, and 63.4566 and establish the operating limits required by §63.4492 no later than the compliance date specified in §63.4483. For a solvent recovery system for which you conduct liquid-liquid material balances according to §63.4561(j), you must initiate the first material balance no later than the compliance date specified in §63.4483.

(2) You must develop and begin implementing the work practice plan required by §63.4493 no later than the compliance date specified in §63.4483.

(3) You must complete the initial compliance demonstration for the initial compliance period according to the requirements of §63.4561. The initial compliance period begins on the applicable compliance date specified in §63.4483 and ends on the last day of the 12th month following the compliance date. If the compliance date occurs on any day other than the first day of a month, then the initial compliance period extends through the end of that month plus the next 12 months. You must determine the mass of organic HAP emissions and mass of coatings solids used each month and then calculate an organic HAP emission rate at the end of the initial compliance period. The initial compliance demonstration includes the results of emission capture system and add-on control device performance tests conducted according to §§63.4564, 63.4565, and 63.4566; results of liquid-liquid material balances conducted according to §63.4561(j); calculations according to §63.4561 and supporting documentation showing that during the initial compliance period the organic HAP emission rate was equal to or less than the applicable emission limit in §63.4490; the operating limits established during the performance tests and the results of the continuous parameter monitoring required by §63.4568; and documentation of whether you developed and implemented the work practice plan required by §63.4493.

(c) You are not required to conduct an initial performance test to determine capture efficiency or destruction efficiency of a capture system or control device if you receive approval to use the results of a performance test that has been previously conducted on that capture system or control device. Any such previous tests must meet the conditions described in paragraphs (c)(1) through (3) of this section.

(1) The previous test must have been conducted using the methods and conditions specified in this subpart.

(2) Either no process or equipment changes must have been made since the previous test was performed, or the owner or operator must be able to demonstrate that the results of the performance test, with or without adjustments, reliably demonstrate compliance despite process or equipment changes.

(3) Either the required operating parameters were established in the previous test or sufficient data were collected in the previous test to establish the required operating parameters.

§ 63.4561 How do I demonstrate initial compliance?

(a) You may use the emission rate with add-on controls option for any coating operation, for any group of coating operations in the affected source, or for all of the coating operations in the affected source. You may include both controlled and uncontrolled coating operations in a group for which you use this option. You must use either the compliant material option or the emission rate without add-on controls option for any coating operation in the affected source for which you do not use the emission rate with add-on controls option. To demonstrate initial compliance, the coating operation(s) for which you use the emission rate with add-on controls option must meet the applicable emission limitations in §§63.4490, 63.4492, and 63.4493. You must conduct a separate initial compliance demonstration for each general use, TPO, automotive lamp, and assembled on-road vehicle coating operation, unless you are demonstrating compliance with a predominant activity or facility-specific emission limit as provided in §63.4490(c). If you are demonstrating compliance with a predominant activity or facility-specific emission limit as provided in §63.4490(c), you must demonstrate that all coating operations included in the predominant activity determination or calculation of the facility-specific emission limit comply with that limit. You must meet all the requirements of this section. When calculating the organic HAP emission rate according to this section, do not include any coatings, thinners and/or other additives, or cleaning materials used on coating operations for which you use the compliant material option or the emission rate without add-on controls option. You do not need to redetermine the mass of organic HAP in coatings, thinners and/or other additives, or cleaning materials that have been reclaimed onsite (or reclaimed off-site if you have documentation showing that you received back the exact same materials that were sent off-site) and reused in the coatings operation(s) for which you use the emission rate with add-on controls option. If you use coatings, thinners and/or other additives, or cleaning materials that have been reclaimed on-site, the amount of each used in a month may be reduced by the amount of each that is reclaimed. That is, the amount used may be calculated as the amount consumed to account for materials that are reclaimed.

(b) *Compliance with operating limits.* Except as provided in §63.4560(a)(4), and except for solvent recovery systems for which you conduct liquid-liquid material balances according to the requirements of paragraph (j) of this section, you must establish and demonstrate continuous compliance during the initial compliance period with the operating limits required by §63.4492, using the procedures specified in §§63.4567 and 63.4568.

(c) *Compliance with work practice requirements.* You must develop, implement, and document your implementation of the work practice plan required by §63.4493 during the initial compliance period, as specified in §63.4530.

(d) *Compliance with emission limits.* You must follow the procedures in paragraphs (e) through (n) of this section to demonstrate compliance with the applicable emission limit in §63.4490 for each affected source in each subcategory.

(e) *Determine the mass fraction of organic HAP, density, volume used, and mass fraction of coating solids.* Follow the procedures specified in §63.4551(a) through (d) to determine the mass fraction of organic HAP, density, and volume of each coating, thinner and/or other additive, and cleaning material used during each month; and the mass fraction of coating solids for each coating used during each month.

(f) *Calculate the total mass of organic HAP emissions before add-on controls.* Using Equation 1 of §63.4551, calculate the total mass of organic HAP emissions before add-on controls from all coatings, thinners and/or other additives, and cleaning materials used during each month in the coating operation or group of coating operations for which you use the emission rate with add-on controls option.

(g) *Calculate the organic HAP emission reduction for each controlled coating operation.* Determine the mass of organic HAP emissions reduced for each controlled coating operation during each month. The emission reduction determination quantifies the total organic HAP emissions that pass through the emission capture system and are destroyed or removed by the add-on control device. Use the procedures in paragraph (h) of this section to calculate the mass of organic HAP emission reduction for each controlled coating operation using an emission capture system and add-on control device other than a solvent recovery system for which you conduct liquid-liquid material balances. For each controlled coating operation using a solvent recovery system for which you conduct a liquid-liquid material balance, use the procedures in paragraph (j) of this section to calculate the organic HAP emission reduction.

(h) *Calculate the organic HAP emission reduction for each controlled coating operation not using liquid-liquid material balance.* Use Equation 1 of this section to calculate the organic HAP emission reduction for each controlled coating operation using an emission capture system and add-on control device other than a solvent recovery system for which you conduct liquid-liquid material balances. The calculation applies the emission capture system efficiency and add-on control device efficiency to the mass of organic HAP contained in the coatings, thinners and/or other additives, and cleaning materials that are used in the coating operation served by the emission capture system and add-on control device during each month. You must assume zero efficiency for the emission capture system and add-on control device for any period of time a deviation specified in §63.4563(c) or (d) occurs in the controlled coating operation, including a deviation during a period of startup, shutdown, or malfunction, unless you have other data indicating the actual efficiency of the emission capture system and add-on control device and the use of these data is approved by the Administrator. Equation 1 of this section treats the materials used during such a deviation as if they were used on an uncontrolled coating operation for the time period of the deviation.

$$H_C = (A_C + B_C + C_C - R_W - H_{UMC}) \left(\frac{CE}{100} \times \frac{DRE}{100} \right) \quad (Eq. 1)$$

Where:

H_C = Mass of organic HAP emission reduction for the controlled coating operation during the month, kg.

A_C = Total mass of organic HAP in the coatings used in the controlled coating operation during the month, kg, as calculated in Equation 1A of this section.

B_C = Total mass of organic HAP in the thinners and/or other additives used in the controlled coating operation during the month, kg, as calculated in Equation 1B of this section.

C_C = Total mass of organic HAP in the cleaning materials used in the controlled coating operation during the month, kg, as calculated in Equation 1C of this section.

R_W = Total mass of organic HAP in waste materials sent or designated for shipment to a hazardous waste TSDF for treatment or disposal during the compliance period, kg, determined according to §63.4951(e)(4). (You may assign a value of zero to R_W if you do not wish to use this allowance.)

H_{UNC} = Total mass of organic HAP in the coatings, thinners and/or other additives, and cleaning materials used during all deviations specified in §63.4563(c) and (d) that occurred during the month in the controlled coating operation, kg, as calculated in Equation 1D of this section.

CE = Capture efficiency of the emission capture system vented to the add-on control device, percent. Use the test methods and procedures specified in §§63.4564 and 63.4565 to measure and record capture efficiency.

DRE = Organic HAP destruction or removal efficiency of the add-on control device, percent. Use the test methods and procedures in §§63.4564 and 63.4566 to measure and record the organic HAP destruction or removal efficiency.

(1) Calculate the mass of organic HAP in the coatings used in the controlled coating operation, kg (lb), using Equation 1A of this section:

$$A_C = \sum_{i=1}^m (Vol_{c,i})(D_{c,i})(W_{c,i}) \quad (Eq. 1A)$$

Where:

A_C = Total mass of organic HAP in the coatings used in the controlled coating operation during the month, kg.

$Vol_{c,i}$ = Total volume of coating, i, used during the month, liters.

$D_{c,i}$ = Density of coating, i, kg per liter.

$W_{c,i}$ = Mass fraction of organic HAP in coating, i, kg per kg. For reactive adhesives as defined in §63.4581, use the mass fraction of organic HAP that is emitted as determined using the method in appendix A to this subpart.

m = Number of different coatings used.

(2) Calculate the mass of organic HAP in the thinners and/or other additives used in the controlled coating operation, kg (lb), using Equation 1B of this section:

$$B_C = \sum_{j=1}^n (Vol_{t,j})(D_{t,j})(W_{t,j}) \quad (Eq. 1B)$$

Where:

B_C = Total mass of organic HAP in the thinners and/or other additives used in the controlled coating operation during the month, kg.

$Vol_{t,j}$ = Total volume of thinner and/or other additive, j, used during the month, liters.

$D_{t,j}$ = Density of thinner and/or other additive, j, kg per liter.

$W_{t,j}$ = Mass fraction of organic HAP in thinner and/or other additive, j, kg per kg. For reactive adhesives as defined in §63.4581, use the mass fraction of organic HAP that is emitted as determined using the method in appendix A to this subpart.

n = Number of different thinners and/or other additives used.

(3) Calculate the mass of organic HAP in the cleaning materials used in the controlled coating operation during the month, kg (lb), using Equation 1C of this section:

$$C_C = \sum_{k=1}^p (Vol_{s,k})(D_{s,k})(W_{s,k}) \quad (Eq. 1C)$$

Where:

C_C = Total mass of organic HAP in the cleaning materials used in the controlled coating operation during the month, kg.

$Vol_{s,k}$ = Total volume of cleaning material, k, used during the month, liters.

$D_{s,k}$ = Density of cleaning material, k, kg per liter.

$W_{s,k}$ = Mass fraction of organic HAP in cleaning material, k, kg per kg.

p = Number of different cleaning materials used.

(4) Calculate the mass of organic HAP in the coatings, thinners and/or other additives, and cleaning materials used in the controlled coating operation during deviations specified in §63.4563(c) and (d), using Equation 1D of this section:

$$H_{UNC} = \sum_{h=1}^q (Vol_h)(D_h)(W_h) \quad (Eq. 1D)$$

Where:

H_{UNC} = Total mass of organic HAP in the coatings, thinners and/or other additives, and cleaning materials used during all deviations specified in §63.4563(c) and (d) that occurred during the month in the controlled coating operation, kg.

Vol_h = Total volume of coating, thinner and/or other additive, or cleaning material, h, used in the controlled coating operation during deviations, liters.

D_h = Density of coating, thinner and/or other additives, or cleaning material, h, kg per liter.

W_h = Mass fraction of organic HAP in coating, thinner and/or other additives, or cleaning material, h, kg organic HAP per kg coating. For reactive adhesives as defined in §63.4581, use the mass fraction of organic HAP that is emitted as determined using the method in appendix A to this subpart.

q = Number of different coatings, thinners and/or other additives, and cleaning materials used.

(i) [Reserved]

(j) Calculate the organic HAP emission reduction for each controlled coating operation using liquid-liquid material balances. For each controlled coating operation using a solvent recovery system for which you conduct liquid-liquid material balances, calculate the organic HAP emission reduction by applying the volatile organic matter collection and recovery efficiency to the mass of organic HAP contained in the coatings, thinners and/or other additives, and cleaning materials that are used in the coating operation controlled by the solvent recovery system during each month. Perform a liquid-liquid material balance for each month as specified in paragraphs (j)(1) through (6) of this section. Calculate the mass of organic HAP emission reduction by the solvent recovery system as specified in paragraph (j)(7) of this section.

(1) For each solvent recovery system, install, calibrate, maintain, and operate according to the manufacturer's specifications, a device that indicates the cumulative amount of volatile organic matter recovered by the solvent recovery system each month. The device must be initially certified by the manufacturer to be accurate to within ± 2.0 percent of the mass of volatile organic matter recovered.

(2) For each solvent recovery system, determine the mass of volatile organic matter recovered for the month, based on measurement with the device required in paragraph (j)(1) of this section.

(3) Determine the mass fraction of volatile organic matter for each coating, thinner and/or other additive, and cleaning material used in the coating operation controlled by the solvent recovery system during the month, kg volatile organic matter per kg coating. You may determine the volatile organic matter mass fraction using Method 24 of 40 CFR part 60, appendix A, or an EPA approved alternative method, or you may use information provided by the manufacturer or supplier of the coating. In the event of any inconsistency between information provided by the manufacturer or supplier and the results of Method 24 of 40 CFR part 60, appendix A, or an approved alternative method, the test method results will take precedence unless, after consultation you demonstrate to the satisfaction of the enforcement agency that the formulation data are correct.

(4) Determine the density of each coating, thinner and/or other additive, and cleaning material used in the coating operation controlled by the solvent recovery system during the month, kg per liter, according to §63.4551(c).

(5) Measure the volume of each coating, thinner and/or other additive, and cleaning material used in the coating operation controlled by the solvent recovery system during the month, liters.

(6) Each month, calculate the solvent recovery system's volatile organic matter collection and recovery efficiency, using Equation 2 of this section:

$$R_V = 100 \frac{M_{VR}}{\sum_{i=1}^m Vol_i D_i W_{v,i} + \sum_{j=1}^n Vol_j D_j W_{v,j} + \sum_{k=1}^q Vol_k D_k W_{v,k}} \quad (Eq. 2)$$

Where:

R_V = Volatile organic matter collection and recovery efficiency of the solvent recovery system during the month, percent.

M_{VR} = Mass of volatile organic matter recovered by the solvent recovery system during the month, kg.

Vol_i = Volume of coating, i , used in the coating operation controlled by the solvent recovery system during the month, liters.

D_i = Density of coating, i , kg per liter.

$WV_{c,i}$ = Mass fraction of volatile organic matter for coating, i , kg volatile organic matter per kg coating. For reactive adhesives as defined in §63.4581, use the mass fraction of organic HAP that is emitted as determined using the method in appendix A to this subpart.

Vol_j = Volume of thinner and/or other additive, j , used in the coating operation controlled by the solvent recovery system during the month, liters.

D_j = Density of thinner and/or other additive, j , kg per liter.

$WV_{t,j}$ = Mass fraction of volatile organic matter for thinner and/or other additive, j , kg volatile organic matter per kg thinner and/or other additive. For reactive adhesives as defined in §63.4581, use the mass fraction of organic HAP that is emitted as determined using the method in appendix A to this subpart.

Vol_k = Volume of cleaning material, k , used in the coating operation controlled by the solvent recovery system during the month, liters.

D_k = Density of cleaning material, k , kg per liter.

$WV_{s,k}$ = Mass fraction of volatile organic matter for cleaning material, k , kg volatile organic matter per kg cleaning material.

m = Number of different coatings used in the coating operation controlled by the solvent recovery system during the month.

n = Number of different thinners and/or other additives used in the coating operation controlled by the solvent recovery system during the month.

p = Number of different cleaning materials used in the coating operation controlled by the solvent recovery system during the month.

(7) Calculate the mass of organic HAP emission reduction for the coating operation controlled by the solvent recovery system during the month, using Equation 3 of this section and according to paragraphs (j)(7)(i) through (iii) of this section:

$$H_{CSR} = (A_{CSR} + B_{CSR} + C_{CSR}) \left(\frac{R_v}{100} \right) \quad (Eq. 3)$$

Where:

H_{CSR} = Mass of organic HAP emission reduction for the coating operation controlled by the solvent recovery system using a liquid-liquid material balance during the month, kg.

A_{CSR} = Total mass of organic HAP in the coatings used in the coating operation controlled by the solvent recovery system, kg, calculated using Equation 3A of this section.

B_{CSR} = Total mass of organic HAP in the thinners and/or other additives used in the coating operation controlled by the solvent recovery system, kg, calculated using Equation 3B of this section.

C_{CSR} = Total mass of organic HAP in the cleaning materials used in the coating operation controlled by the solvent recovery system, kg, calculated using Equation 3C of this section.

R_V = Volatile organic matter collection and recovery efficiency of the solvent recovery system, percent, from Equation 2 of this section.

(i) Calculate the mass of organic HAP in the coatings used in the coating operation controlled by the solvent recovery system, kg, using Equation 3A of this section.

$$A_{CSR} = \sum_{i=1}^m (Vol_{c,i})(D_{c,i})(W_{c,i}) \quad (Eq. 3A)$$

Where:

A_{CSR} = Total mass of organic HAP in the coatings used in the coating operation controlled by the solvent recovery system during the month, kg.

$Vol_{c,i}$ = Total volume of coating, i, used during the month in the coating operation controlled by the solvent recovery system, liters.

$D_{c,i}$ = Density of coating, i, kg per liter.

$W_{c,i}$ = Mass fraction of organic HAP in coating, i, kg organic HAP per kg coating. For reactive adhesives as defined in §63.4581, use the mass fraction of organic HAP that is emitted as determined using the method in appendix A to this subpart.

m = Number of different coatings used.

(ii) Calculate the mass of organic HAP in the thinners and/or other additives used in the coating operation controlled by the solvent recovery system, kg, using Equation 3B of this section:

$$B_{CSR} = \sum_{j=1}^n (Vol_{t,j})(D_{t,j})(W_{t,j}) \quad (Eq. 3B)$$

Where:

B_{CSR} = Total mass of organic HAP in the thinners and/or other additives used in the coating operation controlled by the solvent recovery system during the month, kg.

$Vol_{t,j}$ = Total volume of thinner and/or other additive, j, used during the month in the coating operation controlled by the solvent recovery system, liters.

$D_{t,j}$ = Density of thinner and/or other additive, j, kg per liter.

$W_{t,j}$ = Mass fraction of organic HAP in thinner and/or other additive, j, kg organic HAP per kg thinner and/or other additive. For reactive adhesives as defined in §63.4581, use the mass fraction of organic HAP that is emitted as determined using the method in appendix A to this subpart.

n = Number of different thinners and/or other additives used.

(iii) Calculate the mass of organic HAP in the cleaning materials used in the coating operation controlled by the solvent recovery system during the month, kg, using Equation 3C of this section:

$$C_{CSR} = \sum_{k=1}^p (Vol_{s,k})(D_{s,k})(W_{s,k}) \quad (Eq. 3C)$$

Where:

C_{CSR} = Total mass of organic HAP in the cleaning materials used in the coating operation controlled by the solvent recovery system during the month, kg.

$Vol_{s,k}$ = Total volume of cleaning material, k, used during the month in the coating operation controlled by the solvent recovery system, liters.

$D_{s,k}$ = Density of cleaning material, k, kg per liter.

$W_{s,k}$ = Mass fraction of organic HAP in cleaning material, k, kg organic HAP per kg cleaning material.

p = Number of different cleaning materials used.

(k) *Calculate the total mass of coating solids used.* Determine the total mass of coating solids used, kg, which is the combined mass of coating solids for all the coatings used during each month in the coating operation or group of coating operations for which you use the emission rate with add-on controls option, using Equation 2 of §63.4551.

(l) *Calculate the mass of organic HAP emissions for each month.* Determine the mass of organic HAP emissions, kg, during each month, using Equation 4 of this section:

$$H_{HAP} = H_e - \sum_{i=1}^q (H_{C,i}) - \sum_{j=1}^r (H_{CSR,j}) \quad (Eq. 4)$$

Where:

H_{HAP} = Total mass of organic HAP emissions for the month, kg.

H_e = Total mass of organic HAP emissions before add-on controls from all the coatings, thinners and/or other additives, and cleaning materials used during the month, kg, determined according to paragraph (f) of this section.

$H_{C,i}$ = Total mass of organic HAP emission reduction for controlled coating operation, i, not using a liquid-liquid material balance, during the month, kg, from Equation 1 of this section.

$H_{CSR,j}$ = Total mass of organic HAP emission reduction for coating operation, j, controlled by a solvent recovery system using a liquid-liquid material balance, during the month, kg, from Equation 3 of this section.

q = Number of controlled coating operations not controlled by a solvent recovery system using a liquid-liquid material balance.

r = Number of coating operations controlled by a solvent recovery system using a liquid-liquid material balance.

(m) *Calculate the organic HAP emission rate for the compliance period.* Determine the organic HAP emission rate for the compliance period, kg (lb) of organic HAP emitted per kg (lb) coating solids used, using Equation 5 of this section:

$$H_{\text{annual}} = \frac{\sum_{y=1}^n H_{\text{HAP},y}}{\sum_{y=1}^n M_{\text{st},y}} \quad (\text{Eq. 5})$$

Where:

H_{annual} = Organic HAP emission rate for the compliance period, kg organic HAP emitted per kg coating solids used.

$H_{\text{HAP},y}$ = Organic HAP emissions for month, y, kg, determined according to Equation 4 of this section.

$M_{\text{st},y}$ = Total mass of coating solids used during month, y, kg, from Equation 2 of §63.4551.

y = Identifier for months.

n = Number of full or partial months in the compliance period (for the initial compliance period, n equals 12 if the compliance date falls on the first day of a month; otherwise n equals 13; for all following compliance periods, n equals 12).

(n) *Compliance demonstration.* The organic HAP emission rate for the initial compliance period, calculated using Equation 5 of this section, must be less than or equal to the applicable emission limit for each subcategory in §63.4490 or the predominant activity or facility-specific emission limit allowed in §63.4490(c). You must keep all records as required by §§63.4530 and 63.4531. As part of the notification of compliance status required by §63.4510, you must identify the coating operation(s) for which you used the emission rate with add-on controls option and submit a statement that the coating operation(s) was (were) in compliance with the emission limitations during the initial compliance period because the organic HAP emission rate was less than or equal to the applicable emission limit in §63.4490, and you achieved the operating limits required by §63.4492 and the work practice standards required by §63.4493.

§ 63.4562 [Reserved]

§ 63.4563 How do I demonstrate continuous compliance with the emission limitations?

(a) To demonstrate continuous compliance with the applicable emission limit in §63.4490, the organic HAP emission rate for each compliance period, determined according to the procedures in §63.4561, must be equal to or less than the applicable emission limit in §63.4490. A compliance period consists of 12 months. Each month after the end of the initial compliance period described in §63.4560 is the end of a compliance period consisting of that month and the preceding 11 months. You must perform the calculations in §63.4561 on a monthly basis using data from the previous 12 months of operation. If you are complying with a facility-specific emission limit under §63.4490(c), you must also perform the calculation using Equation 1 in §63.4490(c)(2) on a monthly basis using the data from the previous 12 months of operation.

(b) If the organic HAP emission rate for any 12-month compliance period exceeded the applicable emission limit in §63.4490, this is a deviation from the emission limitation for that compliance period that must be reported as specified in §§63.4510(c)(6) and 63.4520(a)(7).

(c) You must demonstrate continuous compliance with each operating limit required by §63.4492 that applies to you, as specified in Table 1 to this subpart, when the coating line is in operation.

(1) If an operating parameter is out of the allowed range specified in Table 1 to this subpart, this is a deviation from the operating limit that must be reported as specified in §§63.4510(c)(6) and 63.4520(a)(7).

(2) If an operating parameter deviates from the operating limit specified in Table 1 to this subpart, then you must assume that the emission capture system and add-on control device were achieving zero efficiency during the time period of the deviation, unless you have other data indicating the actual efficiency of the emission capture system and add-on control device and the use of these data is approved by the Administrator.

(d) You must meet the requirements for bypass lines in §63.4568(b) for controlled coating operations for which you do not conduct liquid-liquid material balances. If any bypass line is opened and emissions are diverted to the atmosphere when the coating operation is running, this is a deviation that must be reported as specified in §§63.4510(c)(6) and 63.4520(a)(7). For the purposes of completing the compliance calculations specified in §63.4561(h), you must treat the materials used during a deviation on a controlled coating operation as if they were used on an uncontrolled coating operation for the time period of the deviation as indicated in Equation 1 of §63.4561.

(e) You must demonstrate continuous compliance with the work practice standards in §63.4493. If you did not develop a work practice plan, or you did not implement the plan, or you did not keep the records required by §63.4530(i)(8), this is a deviation from the work practice standards that must be reported as specified in §§63.4510(c)(6) and 63.4520(a)(7).

(f) As part of each semiannual compliance report required in §63.4520, you must identify the coating operation(s) for which you used the emission rate with add-on controls option. If there were no deviations from the emission limitations, submit a statement that you were in compliance with the emission limitations during the reporting period because the organic HAP emission rate for each compliance period was less than or equal to the applicable emission limit in §63.4490, and you achieved the operating limits required by §63.4492 and the work practice standards required by §63.4493 during each compliance period.

(g)–(i) [Reserved]

(j) You must maintain records as specified in §§63.4530 and 63.4531.

[69 FR 20990, Apr. 19, 2004, as amended at 71 FR 20465, Apr. 20, 2006]

§ 63.4564 What are the general requirements for performance tests?

(a) You must conduct each performance test required by §63.4560 according to the requirements in §63.7(e)(1) and under the conditions in this section, unless you obtain a waiver of the performance test according to the provisions in §63.7(h).

(1) *Representative coating operation operating conditions.* You must conduct the performance test under representative operating conditions for the coating operation. Operations during periods of startup, shutdown, or malfunction and during periods of nonoperation do not constitute representative conditions.

You must record the process information that is necessary to document operating conditions during the test and explain why the conditions represent normal operation.

(2) *Representative emission capture system and add-on control device operating conditions.* You must conduct the performance test when the emission capture system and add-on control device are operating at a representative flow rate, and the add-on control device is operating at a representative inlet concentration. You must record information that is necessary to document emission capture system and add-on control device operating conditions during the test and explain why the conditions represent normal operation.

(b) You must conduct each performance test of an emission capture system according to the requirements in §63.4565. You must conduct each performance test of an add-on control device according to the requirements in §63.4566.

§ 63.4565 How do I determine the emission capture system efficiency?

You must use the procedures and test methods in this section to determine capture efficiency as part of the performance test required by §63.4560.

(a) *Assuming 100 percent capture efficiency.* You may assume the capture system efficiency is 100 percent if both of the conditions in paragraphs (a)(1) and (2) of this section are met:

(1) The capture system meets the criteria in Method 204 of appendix M to 40 CFR part 51 for a PTE and directs all the exhaust gases from the enclosure to an add-on control device.

(2) All coatings, thinners and/or other additives, and cleaning materials used in the coating operation are applied within the capture system; coating solvent flash-off, curing, and drying occurs within the capture system; and the removal or evaporation of cleaning materials from the surfaces they are applied to occurs within the capture system. For example, this criterion is not met if parts enter the open shop environment when being moved between a spray booth and a curing oven.

(b) *Measuring capture efficiency.* If the capture system does not meet both of the criteria in paragraphs (a)(1) and (2) of this section, then you must use one of the three protocols described in paragraphs (c), (d), and (e) of this section to measure capture efficiency. The capture efficiency measurements use TVH capture efficiency as a surrogate for organic HAP capture efficiency. For the protocols in paragraphs (c) and (d) of this section, the capture efficiency measurement must consist of three test runs. Each test run must be at least 3 hours duration or the length of a production run, whichever is longer, up to 8 hours. For the purposes of this test, a production run means the time required for a single part to go from the beginning to the end of the production, which includes surface preparation activities and drying and curing time.

(c) *Liquid-to-uncaptured-gas protocol using a temporary total enclosure or building enclosure.* The liquid-to-uncaptured-gas protocol compares the mass of liquid TVH in materials used in the coating operation to the mass of TVH emissions not captured by the emission capture system. Use a temporary total enclosure or a building enclosure and the procedures in paragraphs (c)(1) through (6) of this section to measure emission capture system efficiency using the liquid-to-uncaptured-gas protocol.

(1) Either use a building enclosure or construct an enclosure around the coating operation where coatings, thinners and/or other additives, and cleaning materials are applied, and all areas where emissions from these applied coatings and materials subsequently occur, such as flash-off, curing, and drying areas. The areas of the coating operation where capture devices collect emissions for routing to an add-on control device, such as the entrance and exit areas of an oven or spray booth, must also be inside the enclosure. The enclosure must meet the applicable definition of a temporary total enclosure or building enclosure in Method 204 of appendix M to 40 CFR part 51.

(2) Use Method 204A or 204F of appendix M to 40 CFR part 51 to determine the mass fraction of TVH liquid input from each coating, thinner and/or other additive, and cleaning material used in the coating operation during each capture efficiency test run. To make the determination, substitute TVH for each occurrence of the term volatile organic compounds (VOC) in the methods.

(3) Use Equation 1 of this section to calculate the total mass of TVH liquid input from all the coatings, thinners and/or other additives, and cleaning materials used in the coating operation during each capture efficiency test run:

$$TVH_{used} = \sum_{i=1}^n (TVH_i)(Vol_i)(D_i) \quad (Eq. 1)$$

Where:

TVH_{used} = Mass of liquid TVH in materials used in the coating operation during the capture efficiency test run, kg.

TVH_i = Mass fraction of TVH in coating, thinner and/or other additive, or cleaning material, i, that is used in the coating operation during the capture efficiency test run, kg TVH per kg material.

Vol_i = Total volume of coating, thinner and/or other additive, or cleaning material, i, used in the coating operation during the capture efficiency test run, liters.

D_i = Density of coating, thinner and/or other additive, or cleaning material, i, kg material per liter material.

n = Number of different coatings, thinners and/or other additives, and cleaning materials used in the coating operation during the capture efficiency test run.

(4) Use Method 204D or 204E of appendix M to 40 CFR part 51 to measure the total mass, kg, of TVH emissions that are not captured by the emission capture system. They are measured as they exit the temporary total enclosure or building enclosure during each capture efficiency test run. To make the measurement, substitute TVH for each occurrence of the term VOC in the methods.

(i) Use Method 204D of appendix M to 40 CFR part 51 if the enclosure is a temporary total enclosure.

(ii) Use Method 204E of appendix M to 40 CFR 51 if the enclosure is a building enclosure. During the capture efficiency measurement, all organic compound emitting operations inside the building enclosure, other than the coating operation for which capture efficiency is being determined, must be shut down, but all fans and blowers must be operating normally.

(5) For each capture efficiency test run, determine the percent capture efficiency of the emission capture system using Equation 2 of this section:

$$CE = \frac{(TVH_{used} - TVH_{uncaptured})}{TVH_{used}} \times 100 \quad (Eq. 2)$$

Where:

CE = Capture efficiency of the emission capture system vented to the add-on control device, percent.

TVH_{used} = Total mass of TVH liquid input used in the coating operation during the capture efficiency test run, kg.

$TVH_{uncaptured}$ = Total mass of TVH that is not captured by the emission capture system and that exits from the temporary total enclosure or building enclosure during the capture efficiency test run, kg.

(6) Determine the capture efficiency of the emission capture system as the average of the capture efficiencies measured in the three test runs.

(d) *Gas-to-gas protocol using a temporary total enclosure or a building enclosure.* The gas-to-gas protocol compares the mass of TVH emissions captured by the emission capture system to the mass of TVH emissions not captured. Use a temporary total enclosure or a building enclosure and the procedures in paragraphs (d)(1) through (5) of this section to measure emission capture system efficiency using the gas-to-gas protocol.

(1) Either use a building enclosure or construct an enclosure around the coating operation where coatings, thinners and/or other additives, and cleaning materials are applied, and all areas where emissions from these applied coatings and materials subsequently occur, such as flash-off, curing, and drying areas. The areas of the coating operation where capture devices collect emissions generated by the coating operation for routing to an add-on control device, such as the entrance and exit areas of an oven or a spray booth, must also be inside the enclosure. The enclosure must meet the applicable definition of a temporary total enclosure or building enclosure in Method 204 of appendix M to 40 CFR part 51.

(2) Use Method 204B or 204C of appendix M to 40 CFR part 51 to measure the total mass, kg, of TVH emissions captured by the emission capture system during each capture efficiency test run as measured at the inlet to the add-on control device. To make the measurement, substitute TVH for each occurrence of the term VOC in the methods.

(i) The sampling points for the Method 204B or 204C measurement must be upstream from the add-on control device and must represent total emissions routed from the capture system and entering the add-on control device.

(ii) If multiple emission streams from the capture system enter the add-on control device without a single common duct, then the emissions entering the add-on control device must be simultaneously measured in each duct and the total emissions entering the add-on control device must be determined.

(3) Use Method 204D or 204E of appendix M to 40 CFR part 51 to measure the total mass, kg, of TVH emissions that are not captured by the emission capture system; they are measured as they exit the temporary total enclosure or building enclosure during each capture efficiency test run. To make the measurement, substitute TVH for each occurrence of the term VOC in the methods.

(i) Use Method 204D of appendix M to 40 CFR part 51 if the enclosure is a temporary total enclosure.

(ii) Use Method 204E of appendix M to 40 CFR part 51 if the enclosure is a building enclosure. During the capture efficiency measurement, all organic compound emitting operations inside the building enclosure, other than the coating operation for which capture efficiency is being determined, must be shut down, but all fans and blowers must be operating normally.

(4) For each capture efficiency test run, determine the percent capture efficiency of the emission capture system using Equation 3 of this section:

$$CE = \frac{TVH_{\text{captured}}}{(TVH_{\text{captured}} + TVH_{\text{uncaptured}})} \times 100 \quad (\text{Eq. 3})$$

Where:

CE = Capture efficiency of the emission capture system vented to the add-on control device, percent.

TVH_{captured} = Total mass of TVH captured by the emission capture system as measured at the inlet to the add-on control device during the emission capture efficiency test run, kg.

$TVH_{\text{uncaptured}}$ = Total mass of TVH that is not captured by the emission capture system and that exits from the temporary total enclosure or building enclosure during the capture efficiency test run, kg.

(5) Determine the capture efficiency of the emission capture system as the average of the capture efficiencies measured in the three test runs.

(e) *Alternative capture efficiency protocol.* As an alternative to the procedures specified in paragraphs (c) and (d) of this section and subject to the approval of the Administrator, you may determine capture efficiency using any other capture efficiency protocol and test methods that satisfy the criteria of either the DQO or LCL approach as described in appendix A to subpart KK of this part.

§ 63.4566 How do I determine the add-on control device emission destruction or removal efficiency?

You must use the procedures and test methods in this section to determine the add-on control device emission destruction or removal efficiency as part of the performance test required by §63.4560. You must conduct three test runs as specified in §63.7(e)(3) and each test run must last at least 1 hour.

(a) For all types of add-on control devices, use the test methods specified in paragraphs (a)(1) through (5) of this section.

(1) Use Method 1 or 1A of appendix A to 40 CFR part 60, as appropriate, to select sampling sites and velocity traverse points.

(2) Use Method 2, 2A, 2C, 2D, 2F, or 2G of appendix A to 40 CFR part 60, as appropriate, to measure gas volumetric flow rate.

(3) Use Method 3, 3A, or 3B of appendix A to 40 CFR part 60, as appropriate, for gas analysis to determine dry molecular weight.

(4) Use Method 4 of appendix A to 40 CFR part 60, to determine stack gas moisture.

(5) Methods for determining gas volumetric flow rate, dry molecular weight, and stack gas moisture must be performed, as applicable, during each test run.

(b) Measure total gaseous organic mass emissions as carbon at the inlet and outlet of the add-on control device simultaneously, using either Method 25 or 25A of appendix A to 40 CFR part 60.

(1) Use Method 25 if the add-on control device is an oxidizer and you expect the total gaseous organic concentration as carbon to be more than 50 parts per million (ppm) at the control device outlet.

(2) Use Method 25A if the add-on control device is an oxidizer and you expect the total gaseous organic concentration as carbon to be 50 ppm or less at the control device outlet.

(3) Use Method 25A if the add-on control device is not an oxidizer.

(c) If two or more add-on control devices are used for the same emission stream, then you must measure emissions at the outlet to the atmosphere of each device. For example, if one add-on control device is a concentrator with an outlet to the atmosphere for the high-volume dilute stream that has been treated by the concentrator, and a second add-on control device is an oxidizer with an outlet to the atmosphere for the low-volume concentrated stream that is treated with the oxidizer, you must measure emissions at the outlet of the oxidizer and the high volume dilute stream outlet of the concentrator.

(d) For each test run, determine the total gaseous organic emissions mass flow rates for the inlet and the outlet of the add-on control device, using Equation 1 of this section. If there is more than one inlet or outlet to the add-on control device, you must calculate the total gaseous organic mass flow rate using Equation 1 of this section for each inlet and each outlet and then total all of the inlet emissions and total all of the outlet emissions:

$$M_f = Q_{sd} C_c (12)(0.0416)(10^{-6}) \quad (Eq. 1)$$

Where:

M_f = Total gaseous organic emissions mass flow rate, kg/per hour (h).

C_c = Concentration of organic compounds as carbon in the vent gas, as determined by Method 25 or Method 25A, parts per million by volume (ppmv), dry basis.

Q_{sd} = Volumetric flow rate of gases entering or exiting the add-on control device, as determined by Method 2, 2A, 2C, 2D, 2F, or 2G, dry standard cubic meters/hour (dscm/h).

0.0416 = Conversion factor for molar volume, kg-moles per cubic meter (mol/m^3) (@ 293 Kelvin (K) and 760 millimeters of mercury (mmHg)).

(e) For each test run, determine the add-on control device organic emissions destruction or removal efficiency, using Equation 2 of this section:

$$DRE = \frac{M_{fi} - M_{fo}}{M_{fi}} \times 100 \quad (Eq. 2)$$

Where:

DRE = Organic emissions destruction or removal efficiency of the add-on control device, percent.

M_{fi} = Total gaseous organic emissions mass flow rate at the inlet(s) to the add-on control device, using Equation 1 of this section, kg/h.

M_{fo} = Total gaseous organic emissions mass flow rate at the outlet(s) of the add-on control device, using Equation 1 of this section, kg/h.

(f) Determine the emission destruction or removal efficiency of the add-on control device as the average of the efficiencies determined in the three test runs and calculated in Equation 2 of this section.

§ 63.4567 How do I establish the emission capture system and add-on control device operating limits during the performance test?

During the performance test required by §63.4560 and described in §§63.4564, 63.4565, and 63.4566, you must establish the operating limits required by §63.4492 according to this section, unless you have received approval for alternative monitoring and operating limits under §63.8(f) as specified in §63.4492.

(a) *Thermal oxidizers.* If your add-on control device is a thermal oxidizer, establish the operating limits according to paragraphs (a)(1) and (2) of this section.

(1) During the performance test, you must monitor and record the combustion temperature at least once every 15 minutes during each of the three test runs. You must monitor the temperature in the firebox of the thermal oxidizer or immediately downstream of the firebox before any substantial heat exchange occurs.

(2) Use the data collected during the performance test to calculate and record the average combustion temperature maintained during the performance test. This average combustion temperature is the minimum operating limit for your thermal oxidizer.

(b) *Catalytic oxidizers.* If your add-on control device is a catalytic oxidizer, establish the operating limits according to either paragraphs (b)(1) and (2) or paragraphs (b)(3) and (4) of this section.

(1) During the performance test, you must monitor and record the temperature just before the catalyst bed and the temperature difference across the catalyst bed at least once every 15 minutes during each of the three test runs.

(2) Use the data collected during the performance test to calculate and record the average temperature just before the catalyst bed and the average temperature difference across the catalyst bed maintained during the performance test. These are the minimum operating limits for your catalytic oxidizer.

(3) You must monitor the temperature at the inlet to the catalyst bed and implement a site-specific inspection and maintenance plan for your catalytic oxidizer as specified in paragraph (b)(4) of this section. During the performance test, you must monitor and record the temperature just before the catalyst bed at least once every 15 minutes during each of the three test runs. Use the data collected during the performance test to calculate and record the average temperature just before the catalyst bed during the performance test. This is the minimum operating limit for your catalytic oxidizer.

(4) You must develop and implement an inspection and maintenance plan for your catalytic oxidizer(s) for which you elect to monitor according to paragraph (b)(3) of this section. The plan must address, at a minimum, the elements specified in paragraphs (b)(4)(i) through (iii) of this section.

(i) Annual sampling and analysis of the catalyst activity (*i.e.*, conversion efficiency) following the manufacturer's or catalyst supplier's recommended procedures. If problems are found during the catalyst activity test, you must replace the catalyst bed or take other corrective action consistent with the manufacturer's recommendations.

(ii) Monthly external inspection of the catalytic oxidizer system, including the burner assembly and fuel supply lines for problems and, as necessary, adjust the equipment to assure proper air-to-fuel mixtures.

(iii) Annual internal inspection of the catalyst bed to check for channeling, abrasion, and settling. If problems are found during the annual internal inspection of the catalyst, you must replace the catalyst bed or take other corrective action consistent with the manufacturer's recommendations. If the catalyst bed is replaced and is not of like or better kind and quality as the old catalyst then you must conduct a new performance test to determine destruction efficiency according to §63.4566. If a catalyst bed is replaced and the replacement catalyst is of like or better kind and quality as the old catalyst, then a new performance test to determine destruction efficiency is not required and you may continue to use the previously established operating limits for that catalytic oxidizer.

(c) *Regenerative carbon adsorbers.* If your add-on control device is a regenerative carbon adsorber, establish the operating limits according to paragraphs (c)(1) and (2) of this section.

(1) You must monitor and record the total regeneration desorbing gas (e.g., steam or nitrogen) mass flow for each regeneration cycle, and the carbon bed temperature after each carbon bed regeneration and cooling cycle for the regeneration cycle either immediately preceding or immediately following the performance test.

(2) The operating limits for your regenerative carbon adsorber are the minimum total desorbing gas mass flow recorded during the regeneration cycle and the maximum carbon bed temperature recorded after the cooling cycle.

(d) *Condensers.* If your add-on control device is a condenser, establish the operating limits according to paragraphs (d)(1) and (2) of this section.

(1) During the performance test, you must monitor and record the condenser outlet (product side) gas temperature at least once every 15 minutes during each of the three test runs.

(2) Use the data collected during the performance test to calculate and record the average condenser outlet (product side) gas temperature maintained during the performance test. This average condenser outlet gas temperature is the maximum operating limit for your condenser.

(e) *Concentrators.* If your add-on control device includes a concentrator, you must establish operating limits for the concentrator according to paragraphs (e)(1) through (4) of this section.

(1) During the performance test, you must monitor and record the desorption concentrate stream gas temperature at least once every 15 minutes during each of the three runs of the performance test.

(2) Use the data collected during the performance test to calculate and record the average temperature. This is the minimum operating limit for the desorption concentrate gas stream temperature.

(3) During the performance test, you must monitor and record the pressure drop of the dilute stream across the concentrator at least once every 15 minutes during each of the three runs of the performance test.

(4) Use the data collected during the performance test to calculate and record the average pressure drop. This is the minimum operating limit for the dilute stream across the concentrator.

(f) *Emission capture systems.* For each capture device that is not part of a PTE that meets the criteria of §63.4565(a), establish an operating limit for either the gas volumetric flow rate or duct static pressure, as specified in paragraphs (f)(1) and (2) of this section. The operating limit for a PTE is specified in Table 1 to this subpart.

(1) During the capture efficiency determination required by §63.4560 and described in §§63.4564 and 63.4565, you must monitor and record either the gas volumetric flow rate or the duct static pressure for each separate capture device in your emission capture system at least once every 15 minutes during each of the three test runs at a point in the duct between the capture device and the add-on control device inlet.

(2) Calculate and record the average gas volumetric flow rate or duct static pressure for the three test runs for each capture device. This average gas volumetric flow rate or duct static pressure is the minimum operating limit for that specific capture device.

§ 63.4568 What are the requirements for continuous parameter monitoring system installation, operation, and maintenance?

(a) *General.* You must install, operate, and maintain each CPMS specified in paragraphs (c), (e), (f), and (g) of this section according to paragraphs (a)(1) through (6) of this section. You must install, operate, and maintain each CPMS specified in paragraphs (b) and (d) of this section according to paragraphs (a)(3) through (5) of this section.

(1) The CPMS must complete a minimum of one cycle of operation for each successive 15-minute period. You must have a minimum of four equally spaced successive cycles of CPMS operation in 1 hour.

(2) You must determine the average of all recorded readings for each successive 3-hour period of the emission capture system and add-on control device operation.

(3) You must record the results of each inspection, calibration, and validation check of the CPMS.

(4) You must maintain the CPMS at all times and have available necessary parts for routine repairs of the monitoring equipment.

(5) You must operate the CPMS and collect emission capture system and add-on control device parameter data at all times that a controlled coating operation is operating, except during monitoring malfunctions, associated repairs, and required quality assurance or control activities (including, if applicable, calibration checks and required zero and span adjustments).

(6) You must not use emission capture system or add-on control device parameter data recorded during monitoring malfunctions, associated repairs, out-of-control periods, or required quality assurance or control activities when calculating data averages. You must use all the data collected during all other periods in calculating the data averages for determining compliance with the emission capture system and add-on control device operating limits.

(7) A monitoring malfunction is any sudden, infrequent, not reasonably preventable failure of the CPMS to provide valid data. Monitoring failures that are caused in part by poor maintenance or careless operation are not malfunctions. Any period for which the monitoring system is out-of-control and data are not available for required calculations is a deviation from the monitoring requirements.

(b) *Capture system bypass line.* You must meet the requirements of paragraphs (b)(1) and (2) of this section for each emission capture system that contains bypass lines that could divert emissions away from the add-on control device to the atmosphere.

(1) You must monitor or secure the valve or closure mechanism controlling the bypass line in a nondiverting position in such a way that the valve or closure mechanism cannot be opened without creating a record that the valve was opened. The method used to monitor or secure the valve or closure

mechanism must meet one of the requirements specified in paragraphs (b)(1)(i) through (v) of this section.

(i) *Flow control position indicator.* Install, calibrate, maintain, and operate according to the manufacturer's specifications a flow control position indicator that takes a reading at least once every 15 minutes and provides a record indicating whether the emissions are directed to the add-on control device or diverted from the add-on control device. The time of occurrence and flow control position must be recorded, as well as every time the flow direction is changed. The flow control position indicator must be installed at the entrance to any bypass line that could divert the emissions away from the add-on control device to the atmosphere.

(ii) *Car-seal or lock-and-key valve closures.* Secure any bypass line valve in the closed position with a car-seal or a lock-and-key type configuration. You must visually inspect the seal or closure mechanism at least once every month to ensure that the valve is maintained in the closed position, and the emissions are not diverted away from the add-on control device to the atmosphere.

(iii) *Valve closure monitoring.* Ensure that any bypass line valve is in the closed (nondiverting) position through monitoring of valve position at least once every 15 minutes. You must inspect the monitoring system at least once every month to verify that the monitor will indicate valve position.

(iv) *Automatic shutdown system.* Use an automatic shutdown system in which the coating operation is stopped when flow is diverted by the bypass line away from the add-on control device to the atmosphere when the coating operation is running. You must inspect the automatic shutdown system at least once every month to verify that it will detect diversions of flow and shut down the coating operation.

(v) *Flow direction indicator.* Install, calibrate, maintain, and operate according to the manufacturer's specifications a flow direction indicator that takes a reading at least once every 15 minutes and provides a record indicating whether the emissions are directed to the add-on control device or diverted from the add-on control device. Each time the flow direction changes, the next reading of the time of occurrence and flow direction must be recorded. The flow direction indicator must be installed in each bypass line or air makeup supply line that could divert the emissions away from the add-on control device to the atmosphere.

(2) If any bypass line is opened, you must include a description of why the bypass line was opened and the length of time it remained open in the semiannual compliance reports required in §63.4520.

(c) *Thermal oxidizers and catalytic oxidizers.* If you are using a thermal oxidizer or catalytic oxidizer as an add-on control device (including those used with concentrators or with carbon adsorbers to treat desorbed concentrate streams), you must comply with the requirements in paragraphs (c)(1) through (3) of this section:

(1) For a thermal oxidizer, install a gas temperature monitor in the firebox of the thermal oxidizer or in the duct immediately downstream of the firebox before any substantial heat exchange occurs.

(2) For a catalytic oxidizer, install gas temperature monitors upstream and/or downstream of the catalyst bed as required in §63.3967(b).

(3) For all thermal oxidizers and catalytic oxidizers, you must meet the requirements in paragraphs (a) and (c)(3)(i) through (v) of this section for each gas temperature monitoring device.

(i) Locate the temperature sensor in a position that provides a representative temperature.

(ii) Use a temperature sensor with a measurement sensitivity of 5 degrees Fahrenheit or 1.0 percent of the temperature value, whichever is larger.

(iii) Before using the sensor for the first time or when relocating or replacing the sensor, perform a validation check by comparing the sensor output to a calibrated temperature measurement device or by comparing the sensor output to a simulated temperature.

(iv) Conduct an accuracy audit every quarter and after every deviation. Accuracy audit methods include comparisons of sensor output to redundant temperature sensors, to calibrated temperature measurement devices, or to temperature simulation devices.

(v) Conduct a visual inspection of each sensor every quarter if redundant temperature sensors are not used.

(d) *Regenerative carbon adsorbers.* If you are using a regenerative carbon adsorber as an add-on control device, you must monitor the total regeneration desorbing gas (e.g., steam or nitrogen) mass flow for each regeneration cycle, the carbon bed temperature after each regeneration and cooling cycle, and comply with paragraphs (a)(3) through (5) and (d)(1) through (3) of this section.

(1) The regeneration desorbing gas mass flow monitor must be an integrating device having a measurement sensitivity of plus or minus 10 percent capable of recording the total regeneration desorbing gas mass flow for each regeneration cycle.

(2) The carbon bed temperature monitor must be capable of recording the temperature within 15 minutes of completing any carbon bed cooling cycle.

(3) For all regenerative carbon adsorbers, you must meet the requirements in paragraphs (c)(3)(i) through (v) of this section for each temperature monitoring device.

(e) *Condensers.* If you are using a condenser, you must monitor the condenser outlet (product side) gas temperature and comply with paragraphs (a) and (e)(1) and (2) of this section.

(1) The temperature monitor must provide a gas temperature record at least once every 15 minutes.

(2) For all condensers, you must meet the requirements in paragraphs (c)(3)(i) through (v) of this section for each temperature monitoring device.

(f) *Concentrators.* If you are using a concentrator, such as a zeolite wheel or rotary carbon bed concentrator, you must comply with the requirements in paragraphs (f)(1) and (2) of this section.

(1) You must install a temperature monitor in the desorption gas stream. The temperature monitor must meet the requirements in paragraphs (a) and (c)(3) of this section.

(2) You must install a device to monitor pressure drop across the zeolite wheel or rotary carbon bed. The pressure monitoring device must meet the requirements in paragraphs (a) and (g)(2) of this section.

(g) *Emission capture systems.* The capture system monitoring system must comply with the applicable requirements in paragraphs (g)(1) and (2) of this section.

(1) For each flow measurement device, you must meet the requirements in paragraphs (a) and (g)(1)(i) through (vii) of this section.

- (i) Locate a flow sensor in a position that provides a representative flow measurement in the duct from each capture device in the emission capture system to the add-on control device.
 - (ii) Use a flow sensor with an accuracy of at least 10 percent of the flow.
 - (iii) Perform an initial sensor calibration in accordance with the manufacturer's requirements.
 - (iv) Perform a validation check before initial use or upon relocation or replacement of a sensor. Validation checks include comparison of sensor values with electronic signal simulations or via relative accuracy testing.
 - (v) Conduct an accuracy audit every quarter and after every deviation. Accuracy audit methods include comparisons of sensor values with electronic signal simulations or via relative accuracy testing.
 - (vi) Perform leak checks monthly.
 - (vii) Perform visual inspections of the sensor system quarterly if there is no redundant sensor.
- (2) For each pressure drop measurement device, you must comply with the requirements in paragraphs (a) and (g)(2)(i) through (vii) of this section.
- (i) Locate the pressure sensor(s) in or as close to a position that provides a representative measurement of the pressure drop across each opening you are monitoring.
 - (ii) Use a pressure sensor with an accuracy of at least 0.5 inches of water column or 5 percent of the measured value, whichever is larger.
 - (iii) Perform an initial calibration of the sensor according to the manufacturer's requirements.
 - (iv) Conduct a validation check before initial operation or upon relocation or replacement of a sensor. Validation checks include comparison of sensor values to calibrated pressure measurement devices or to pressure simulation using calibrated pressure sources.
 - (v) Conduct accuracy audits every quarter and after every deviation. Accuracy audits include comparison of sensor values to calibrated pressure measurement devices or to pressure simulation using calibrated pressure sources.
 - (vi) Perform monthly leak checks on pressure connections. A pressure of at least 1.0 inches of water column to the connection must yield a stable sensor result for at least 15 seconds.
 - (vii) Perform a visual inspection of the sensor at least monthly if there is no redundant sensor.

Other Requirements and Information

§ 63.4580 Who implements and enforces this subpart?

- (a) This subpart can be implemented and enforced by us, the U.S. Environmental Protection Agency (EPA), or a delegated authority such as your State, local, or tribal agency. If the Administrator has delegated authority to your State, local, or tribal agency, then that agency (as well as the EPA) has the authority to implement and enforce this subpart. You should contact your EPA Regional Office to find out if implementation and enforcement of this subpart is delegated to your State, local, or tribal agency.

(b) In delegating implementation and enforcement authority of this subpart to a State, local, or tribal agency under subpart E of this part, the authorities contained in paragraph (c) of this section are retained by the Administrator and are not transferred to the State, local, or tribal agency.

(c) The authorities that will not be delegated to State, local, or tribal agencies are listed in paragraphs (c)(1) through (4) of this section:

(1) Approval of alternatives to the requirements in §§63.4481 through 4483 and §§63.4490 through 4493.

(2) Approval of major alternatives to test methods under §63.7(e)(2)(ii) and (f) and as defined in §63.90.

(3) Approval of major alternatives to monitoring under §63.8(f) and as defined in §63.90.

(4) Approval of major alternatives to recordkeeping and reporting under §63.10(f) and as defined in §63.90.

§ 63.4581 What definitions apply to this subpart?

Terms used in this subpart are defined in the CAA, in 40 CFR 63.2, and in this section as follows:

Additive means a material that is added to a coating after purchase from a supplier (e.g., catalysts, activators, accelerators).

Add-on control means an air pollution control device, such as a thermal oxidizer or carbon adsorber, that reduces pollution in an air stream by destruction or removal before discharge to the atmosphere.

Adhesive, adhesive coating means any chemical substance that is applied for the purpose of bonding two surfaces together. Products used on humans and animals, adhesive tape, contact paper, or any other product with an adhesive incorporated onto or in an inert substrate shall not be considered adhesives under this subpart.

Assembled on-road vehicle coating means any coating operation in which coating is applied to the surface of some component or surface of a fully assembled motor vehicle or trailer intended for on-road use including, but not limited to, components or surfaces on automobiles and light-duty trucks that have been repaired after a collision or otherwise repainted, fleet delivery trucks, and motor homes and other recreational vehicles (including camping trailers and fifth wheels). Assembled on-road vehicle coating includes the concurrent coating of parts of the assembled on-road vehicle that are painted off-vehicle to protect systems, equipment, or to allow full coverage. Assembled on-road vehicle coating does not include surface coating operations that meet the applicability criteria of the Automobiles and Light-Duty Trucks NESHAP. Assembled on-road vehicle coating also does not include the use of adhesives, sealants, and caulks used in assembling on-road vehicles.

Automotive lamp coating means any coating operation in which coating is applied to the surface of some component of the body of an exterior automotive lamp, including the application of reflective argent coatings and clear topcoats. Exterior automotive lamps include head lamps, tail lamps, turn signals, brake lights, and side marker lights. Automotive lamp coating does not include any coating operation performed on an assembled on-road vehicle.

Capture device means a hood, enclosure, room, floor sweep, or other means of containing or collecting emissions and directing those emissions into an add-on air pollution control device.

Capture efficiency or capture system efficiency means the portion (expressed as a percentage) of the pollutants from an emission source that is delivered to an add-on control device.

Capture system means one or more capture devices intended to collect emissions generated by a coating operation in the use of coatings or cleaning materials, both at the point of application and at subsequent points where emissions from the coatings and cleaning materials occur, such as flashoff, drying, or curing. As used in this subpart, multiple capture devices that collect emissions generated by a coating operation are considered a single capture system.

Cleaning material means a solvent used to remove contaminants and other materials, such as dirt, grease, oil, and dried or wet coating (e.g., depainting), from a substrate before or after coating application or from equipment associated with a coating operation, such as spray booths, spray guns, racks, tanks, and hangers. Thus, it includes any cleaning material used on substrates or equipment or both.

Coating means a material applied to a substrate for decorative, protective, or functional purposes. Such materials include, but are not limited to, paints, sealants, liquid plastic coatings, caulks, inks, adhesives, and maskants. Decorative, protective, or functional materials that consist only of protective oils for metal, acids, bases, or any combination of these substances, or paper film or plastic film which may be pre-coated with an adhesive by the film manufacturer, are not considered coatings for the purposes of this subpart. A liquid plastic coating means a coating made from fine particle-size polyvinyl chloride (PVC) in solution (also referred to as a plastisol).

Coating operation means equipment used to apply cleaning materials to a substrate to prepare it for coating application (surface preparation) or to remove dried coating; to apply coating to a substrate (coating application) and to dry or cure the coating after application; or to clean coating operation equipment (equipment cleaning). A single coating operation may include any combination of these types of equipment, but always includes at least the point at which a given quantity of coating or cleaning material is applied to a given part and all subsequent points in the affected source where organic HAP are emitted from the specific quantity of coating or cleaning material on the specific part. There may be multiple coating operations in an affected source. Coating application with handheld, non-refillable aerosol containers, touch-up markers, or marking pens is not a coating operation for the purposes of this subpart.

Coatings solids means the nonvolatile portion of the coating that makes up the dry film.

Continuous parameter monitoring system (CPMS) means the total equipment that may be required to meet the data acquisition and availability requirements of this subpart, used to sample, condition (if applicable), analyze, and provide a record of coating operation, or capture system, or add-on control device parameters.

Controlled coating operation means a coating operation from which some or all of the organic HAP emissions are routed through an emission capture system and add-on control device.

Deviation means any instance in which an affected source subject to this subpart, or an owner or operator of such a source:

- (1) Fails to meet any requirement or obligation established by this subpart including but not limited to, any emission limit or operating limit or work practice standard;
- (2) Fails to meet any term or condition that is adopted to implement an applicable requirement in this subpart and that is included in the operating permit for any affected source required to obtain such a permit; or
- (3) Fails to meet any emission limit, or operating limit, or work practice standard in this subpart during startup, shutdown, or malfunction, regardless of whether or not such failure is permitted by this subpart.

Emission limitation means the aggregate of all requirements associated with a compliance option including emission limit, operating limit, work practice standard, etc.

Enclosure means a structure that surrounds a source of emissions and captures and directs the emissions to an add-on control device.

Exempt compound means a specific compound that is not considered a VOC due to negligible photochemical reactivity. The exempt compounds are listed in 40 CFR 51.100(s).

Facility maintenance means the routine repair or renovation (including the surface coating) of the tools, equipment, machinery, and structures that comprise the infrastructure of the affected facility and that are necessary for the facility to function in its intended capacity.

General use coating means any coating operation that is not an automotive lamp, TPO, or assembled on-road vehicle coating operation.

Hobby shop means any surface coating operation, located at an affected source, that is used exclusively for personal, noncommercial purposes by the affected source's employees or assigned personnel.

Manufacturer's formulation data means data on a material (such as a coating) that are supplied by the material manufacturer based on knowledge of the ingredients used to manufacture that material, rather than based on testing of the material with the test methods specified in §63.4541. Manufacturer's formulation data may include, but are not limited to, information on density, organic HAP content, volatile organic matter content, and coating solids content.

Mass fraction of coating solids means the ratio of the mass of solids (also known as the mass of nonvolatiles) to the mass of a coating in which it is contained; kg of coating solids per kg of coating.

Mass fraction of organic HAP means the ratio of the mass of organic HAP to the mass of a material in which it is contained, expressed as kg of organic HAP per kg of material.

Month means a calendar month or a pre-specified period of 28 days to 35 days to allow for flexibility in recordkeeping when data are based on a business accounting period.

Non-HAP coating means, for the purposes of this subpart, a coating that contains no more than 0.1 percent by mass of any individual organic HAP that is an OSHA-defined carcinogen as specified in 29 CFR 1910.1200(d)(4) and no more than 1.0 percent by mass for any other individual HAP.

Organic HAP content means the mass of organic HAP emitted per mass of coating solids used for a coating calculated using Equation 1 of §63.4541. The organic HAP content is determined for the coating in the condition it is in when received from its manufacturer or supplier and does not account for any alteration after receipt. For reactive adhesives in which some of the HAP react to form solids and are not emitted to the atmosphere, organic HAP content is the mass of organic HAP that is emitted, rather than the organic HAP content of the coating as it is received.

Permanent total enclosure (PTE) means a permanently installed enclosure that meets the criteria of Method 204 of appendix M, 40 CFR part 51, for a PTE and that directs all the exhaust gases from the enclosure to an add-on control device.

Personal watercraft means a vessel (boat) which uses an inboard motor powering a water jet pump as its primary source of motive power and which is designed to be operated by a person or persons sitting, standing, or kneeling on the vessel, rather than in the conventional manner of sitting or standing inside the vessel.

Plastic part and product means any piece or combination of pieces of which at least one has been formed from one or more resins. Such pieces may be solid, porous, flexible or rigid.

Protective oil means an organic material that is applied to metal for the purpose of providing lubrication or protection from corrosion without forming a solid film. This definition of protective oil includes, but is not limited to, lubricating oils, evaporative oils (including those that evaporate completely), and extrusion oils.

Reactive adhesive means adhesive systems composed, in part, of volatile monomers that react during the adhesive curing reaction, and, as a result, do not evolve from the film during use. These volatile components instead become integral parts of the adhesive through chemical reaction. At least 70 percent of the liquid components of the system, excluding water, react during the process.

Research or laboratory facility means a facility whose primary purpose is for research and development of new processes and products, that is conducted under the close supervision of technically trained personnel, and is not engaged in the manufacture of final or intermediate products for commercial purposes, except in a *de minimis* manner.

Responsible official means responsible official as defined in 40 CFR 70.2.

Startup, initial means the first time equipment is brought online in a facility.

Surface preparation means use of a cleaning material on a portion of or all of a substrate. This includes use of a cleaning material to remove dried coating, which is sometimes called depainting.

Temporary total enclosure means an enclosure constructed for the purpose of measuring the capture efficiency of pollutants emitted from a given source as defined in Method 204 of appendix M, 40 CFR part 51.

Thermoplastic olefin (TPO) means polyolefins (blends of polypropylene, polyethylene and its copolymers). This also includes blends of TPO with polypropylene and polypropylene alloys including, but not limited to, thermoplastic elastomer (TPE), TPE polyurethane (TPU), TPE polyester (TPEE), TPE polyamide (TPAE), and thermoplastic elastomer polyvinyl chloride (TPVC).

Thermoplastic olefin (TPO) coating means any coating operation in which the coatings are components of a system of coatings applied to a TPO substrate, including adhesion promoters, primers, color coatings, clear coatings and topcoats. Thermoplastic olefin coating does not include the coating of TPO substrates on assembled on-road vehicles.

Thinner means an organic solvent that is added to a coating after the coating is received from the supplier.

Total volatile hydrocarbon (TVH) means the total amount of nonaqueous volatile organic matter determined according to Methods 204 and 204A through 204F of appendix M to 40 CFR part 51 and substituting the term TVH each place in the methods where the term VOC is used. The TVH includes both VOC and non-VOC.

Uncontrolled coating operation means a coating operation from which none of the organic HAP emissions are routed through an emission capture system and add-on control device.

Volatile organic compound (VOC) means any compound defined as VOC in 40 CFR 51.100(s).

Wastewater means water that is generated in a coating operation and is collected, stored, or treated prior to being discarded or discharged.

Table 1 to Subpart PPPP of Part 63—Operating Limits if Using the Emission Rate With Add-On Controls Option

If you are required to comply with operating limits by §63.4491(c), you must comply with the applicable operating limits in the following table:

For the following device . . .	You must meet the following operating limit . . .	And you must demonstrate continuous compliance with the operating limit by . . .
1. Thermal oxidizer	a. The average combustion temperature in any 3-hour period must not fall below the combustion temperature limit established according to §63.4567(a).	i. Collecting the combustion temperature data according to §63.4568(c); ii. Reducing the data to 3-hour block averages; and iii. Maintaining the 3-hour average combustion temperature at or above the temperature limit.
2. Catalytic oxidizer	a. The average temperature measured just before the catalyst bed in any 3-hour period must not fall below the limit established according to §63.4567(b); and either	i. Collecting the temperature data according to §63.4568(c); ii. Reducing the data to 3-hour block averages; and iii. Maintaining the 3-hour average temperature before the catalyst bed at or above the temperature limit.
	b. Ensure that the average temperature difference across the catalyst bed in any 3-hour period does not fall below the temperature difference limit established according to §63.4567(b)(2); or	i. Collecting the temperature data according to §63.4568(c); ii. Reducing the data to 3-hour block averages; and iii. Maintaining the 3-hour average temperature difference at or above the temperature difference limit.
	c. Develop and implement an inspection and maintenance plan according to §63.4567(b)(4).	i. Maintaining an up-to-date inspection and maintenance plan, records of annual catalyst activity checks, records of monthly inspections of the oxidizer system, and records of the annual internal inspections of the catalyst bed. If a problem is discovered during a monthly or annual inspection required by §63.4567(b)(4), you must take corrective action as soon as practicable consistent with the manufacturer's recommendations.
3. Regenerative carbon adsorber	a. The total regeneration desorbing gas (e.g., steam or nitrogen) mass flow for each carbon bed regeneration cycle must not fall below the total regeneration desorbing gas mass flow limit established according to §63.4567(c); and	i. Measuring the total regeneration desorbing gas (e.g., steam or nitrogen) mass flow for each regeneration cycle according to §63.4568(d); and ii. Maintaining the total regeneration desorbing gas mass flow at or above the mass flow limit.
	b. The temperature of the carbon bed, after completing each regeneration and any cooling cycle, must not exceed the carbon bed temperature limit established according to §63.4567(c).	i. Measuring the temperature of the carbon bed after completing each regeneration and any cooling cycle according to §63.4568(d); and ii. Operating the carbon beds such that each carbon bed is not returned to service until

For the following device . . .	You must meet the following operating limit . . .	And you must demonstrate continuous compliance with the operating limit by . . .
		completing each regeneration and any cooling cycle until the recorded temperature of the carbon bed is at or below the temperature limit.
4. Condenser	a. The average condenser outlet (product side) gas temperature in any 3-hour period must not exceed the temperature limit established according to §63.4567(d).	i. Collecting the condenser outlet (product side) gas temperature according to §63.4568(e); ii. Reducing the data to 3-hour block averages; and iii. Maintaining the 3-hour average gas temperature at the outlet at or below the temperature limit.
5. Concentrators, including zeolite wheels and rotary carbon adsorbers	a. The average gas temperature of the desorption concentrate stream in any 3-hour period must not fall below the limit established according to §63.4567(e); and	i. Collecting the temperature data according to §63.4568(f); ii. Reducing the data to 3-hour block averages; and iii. Maintaining the 3-hour average temperature at or above the temperature limit.
	b. The average pressure drop of the dilute stream across the concentrator in any 3-hour period must not fall below the limit established according to §63.4567(e).	i. Collecting the pressure drop data according to §63.4568(f); ii. Reducing the pressure drop data to 3-hour block averages; and iii. Maintaining the 3-hour average pressure drop at or above the pressure drop limit.
6. Emission capture system that is a PTE according to §63.4565(a)	a. The direction of the air flow at all times must be into the enclosure; and either	i. Collecting the direction of air flow, and either the facial velocity of air through all natural draft openings according to §63.4568(g)(1) or the pressure drop across the enclosure according to §63.4568(g)(2); and ii. Maintaining the facial velocity of air flow through all natural draft openings or the pressure drop at or above the facial velocity limit or pressure drop limit, and maintaining the direction of air flow into the enclosure at all times.
	b. The average facial velocity of air through all natural draft openings in the enclosure must be at least 200 feet per minute; or	i. See items 6.a.i and 6.a.ii.
	c. The pressure drop across the enclosure must be at least 0.007 inch H ₂ O, as established in Method 204 of appendix M to 40 CFR part 51.	i. See items 6.a.i and 6.a.ii.
7. Emission capture system that is not a PTE according to §63.4565(a)	a. The average gas volumetric flow rate or duct static pressure in each duct between a capture device and add-on control device inlet in any 3-hour period must not fall below the	i. Collecting the gas volumetric flow rate or duct static pressure for each capture device according to §63.4568(g); ii. Reducing the data to 3-hour block averages; and

For the following device . . .	You must meet the following operating limit . . .	And you must demonstrate continuous compliance with the operating limit by . . .
	average volumetric flow rate or duct static pressure limit established for that capture device according to §63.4567(f).	iii. Maintaining the 3-hour average gas volumetric flow rate or duct static pressure for each capture device at or above the gas volumetric flow rate or duct static pressure limit.

Table 2 to Subpart PPPP of Part 63—Applicability of General Provisions to Subpart PPPP of Part 63

You must comply with the applicable General Provisions requirements according to the following table

Citation	Subject	Applicable to subpart PPPP	Explanation
§63.1(a)(1)–(14)	General Applicability	Yes.	
§63.1(b)(1)–(3)	Initial Applicability Determination	Yes	Applicability to subpart PPPP is also specified in §63.4481.
§63.1(c)(1)	Applicability After Standard Established	Yes.	
§63.1(c)(2)–(3)	Applicability of Permit Program for Area Sources	No	Area sources are not subject to subpart PPPP.
§63.1(c)(4)–(5)	Extensions and Notifications	Yes.	
§63.1(e)	Applicability of Permit Program Before Relevant Standard is Set	Yes.	
§63.2	Definitions	Yes	Additional definitions are specified in §63.4581.
§63.3(a)–(c)	Units and Abbreviations	Yes.	
§63.4(a)(1)–(5)	Prohibited Activities	Yes.	
§63.4(b)–(c)	Circumvention/Severability	Yes.	
§63.5(a)	Construction/Reconstruction	Yes.	
§63.5(b)(1)–(6)	Requirements for Existing, Newly Constructed, and Reconstructed Sources	Yes.	
§63.5(d)	Application for Approval of Construction/Reconstruction	Yes.	
§63.5(e)	Approval of Construction/Reconstruction	Yes.	

Citation	Subject	Applicable to subpart PPPP	Explanation
§63.5(f)	Approval of Construction/Reconstruction Based on Prior State Review	Yes.	
§63.6(a)	Compliance With Standards and Maintenance Requirements—Applicability	Yes.	
§63.6(b)(1)–(7)	Compliance Dates for New and Reconstructed Sources	Yes	Section 63.4483 specifies the compliance dates.
§63.6(c)(1)–(5)	Compliance Dates for Existing Sources	Yes	Section 63.4483 specifies the compliance dates.
§63.6(e)(1)–(2)	Operation and Maintenance	Yes.	
§63.6(e)(3)	Startup, Shutdown, and Malfunction Plan	Yes	Only sources using an add-on control device to comply with the standard must complete startup, shutdown, and malfunction plans.
§63.6(f)(1)	Compliance Except During Startup, Shutdown, and Malfunction	Yes	Applies only to sources using an add-on control device to comply with the standard.
§63.6(f)(2)–(3)	Methods for Determining Compliance	Yes.	
§63.6(g)(1)–(3)	Use of an Alternative Standard	Yes.	
§63.6(h)	Compliance With Opacity/Visible Emission Standards	No	Subpart PPPP does not establish opacity standards and does not require continuous opacity monitoring systems (COMS).
§63.6(i)(1)–(16)	Extension of Compliance	Yes.	
§63.6(j)	Presidential Compliance Exemption	Yes.	
§63.7(a)(1)	Performance Test Requirements—Applicability	Yes	Applies to all affected sources. Additional requirements for performance testing are specified in §§63.4564, 63.4565, and 63.4566.
§63.7(a)(2)	Performance Test Requirements—Dates	Yes	Applies only to performance tests for capture system and control device efficiency at sources using these to comply with the standards. Section 63.4560 specifies the schedule for performance test requirements that are earlier than those specified in §63.7(a)(2).

Citation	Subject	Applicable to subpart PPPP	Explanation
§63.7(a)(3)	Performance Tests Required By the Administrator	Yes.	
§63.7(b)–(e)	Performance Test Requirements— Notification, Quality Assurance, Facilities Necessary for Safe Testing, Conditions During Test	Yes	Applies only to performance tests for capture system and add-on control device efficiency at sources using these to comply with the standards.
§63.7(f)	Performance Test Requirements— Use Alternative Test Method	Yes	Applies to all test methods except those of used to determine capture system efficiency.
§63.7(g)–(h)	Performance Test Requirements— Data Analysis, Recordkeeping, Reporting, Waiver of Test	Yes	Applies only to performance tests for capture system and add-on control device efficiency at sources using these to comply with the standards.
§63.8(a)(1)–(3)	Monitoring Requirements— Applicability	Yes	Applies only to monitoring of capture system and add-on control device efficiency at sources using these to comply with the standards. Additional requirements for monitoring are specified in §63.4568.
§63.8(a)(4)	Additional Monitoring Requirements	No	Subpart PPPP does not have monitoring requirements for flares.
§63.8(b)	Conduct of Monitoring	Yes.	
§63.8(c)(1)–(3)	Continuous Monitoring Systems (CMS) Operation and Maintenance	Yes	Applies only to monitoring of capture system and add-on control device efficiency at sources using these to comply with the standard. Additional requirements for CMS operations and maintenance are specified in §63.4568.
§63.8(c)(4)	CMS	No	Section 63.4568 specifies the requirements for the operation of CMS for capture systems and add-on control devices at sources using these to comply.
§63.8(c)(5)	COMS	No	Subpart PPPP does not have opacity or visible emission standards.
§63.8(c)(6)	CMS Requirements	No	Section 63.4568 specifies the requirements for monitoring systems for capture systems and add-on control devices at sources using these to comply.
§63.8(c)(7)	CMS Out-of-Control Periods	Yes.	
§63.8(c)(8)	CMS Out-of-Control Periods and Reporting	No	Section 63.4520 requires reporting of CMS out-of-control periods.

Citation	Subject	Applicable to subpart PPPP	Explanation
§63.8(d)–(e)	Quality Control Program and CMS Performance Evaluation	No	Subpart PPPP does not require the use of continuous emissions monitoring systems.
§63.8(f)(1)–(5)	Use of an Alternative Monitoring Method	Yes.	
§63.8(f)(6)	Alternative to Relative Accuracy Test	No	Subpart PPPP does not require the use of continuous emissions monitoring systems.
§63.8(g)(1)–(5)	Data Reduction	No	Sections 63.4567 and 63.4568 specify monitoring data reduction.
§63.9(a)–(d)	Notification Requirements	Yes.	
§63.9(e)	Notification of Performance Test	Yes	Applies only to capture system and add-on control device performance tests at sources using these to comply with the standards.
§63.9(f)	Notification of Visible Emissions/Opacity Test	No	Subpart PPPP does not have opacity or visible emission standards.
§63.9(g)(1)–(3)	Additional Notifications When Using CMS	No	Subpart PPPP does not require the use of continuous emissions monitoring systems.
§63.9(h)	Notification of Compliance Status	Yes	Section 63.4510 specifies the dates for submitting the notification of compliance status.
§63.9(i)	Adjustment of Submittal Deadlines	Yes.	
§63.9(j)	Change in Previous Information	Yes.	
§63.10(a)	Recordkeeping/Reporting—Applicability and General Information	Yes.	
§63.10(b)(1)	General Recordkeeping Requirements	Yes	Additional requirements are specified in §§63.4530 and 63.4531.
§63.10(b)(2)(i)–(v)	Recordkeeping Relevant to Startup, Shutdown, and Malfunction Periods and CMS	Yes	Requirements for startup, shutdown, and malfunction records only apply to add-on control devices used to comply with the standards.
§63.10(b)(2)(vi)–(xi)		Yes.	
§63.10(b)(2)(xii)	Records	Yes.	
§63.10(b)(2)(xiii)		No	Subpart PPPP does not require the use of continuous emissions monitoring systems.

Citation	Subject	Applicable to subpart PPPP	Explanation
§63.10(b)(2)(xiv)		Yes.	
§63.10(b)(3)	Recordkeeping Requirements for Applicability Determinations	Yes.	
§63.10(c)(1)–(6)	Additional Recordkeeping Requirements for Sources with CMS	Yes	
§63.10(c)(7)–(8)		No	The same records are required in §63.4520(a)(7).
§63.10(c)(9)–(15)		Yes.	
§63.10(d)(1)	General Reporting Requirements	Yes	Additional requirements are specified in §63.4520.
§63.10(d)(2)	Report of Performance Test Results	Yes	Additional requirements are specified in §63.4520(b).
§63.10(d)(3)	Reporting Opacity or Visible Emissions Observations	No	Subpart PPPP does not require opacity or visible emissions observations.
§63.10(d)(4)	Progress Reports for Sources With Compliance Extensions	Yes.	
§63.10(d)(5)	Startup, Shutdown, and Malfunction Reports	Yes	Applies only to add-on control devices at sources using these to comply with the standards.
§63.10(e)(1)–(2)	Additional CMS Reports	No	Subpart PPPP does not require the use of continuous emissions monitoring systems.
§63.10(e)(3)	Excess Emissions/CMS Performance Reports	No	Section 63.4520(b) specifies the contents of periodic compliance reports.
§63.10(e)(4)	COMS Data Reports	No	Subpart PPPP does not specify requirements for opacity or COMS.
§63.10(f)	Recordkeeping/Reporting Waiver	Yes.	
§63.11	Control Device Requirements/Flares	No	Subpart PPPP does not specify use of flares for compliance.
§63.12	State Authority and Delegations	Yes.	
§63.13	Addresses	Yes.	
§63.14	Incorporation by Reference	Yes.	
§63.15	Availability of Information/Confidentiality	Yes.	

Table 3 to Subpart PPPP of Part 63—Default Organic HAP Mass Fraction for Solvents and Solvent Blends

You may use the mass fraction values in the following table for solvent blends for which you do not have test data or manufacturer's formulation data and which match either the solvent blend name or the chemical abstract series (CAS) number. If a solvent blend matches both the name and CAS number for an entry, that entry's organic HAP mass fraction must be used for that solvent blend. Otherwise, use the organic HAP mass fraction for the entry matching either the solvent blend name or CAS number, or use the organic HAP mass fraction from table 4 to this subpart if neither the name or CAS number match.

Solvent/solvent blend	CAS. No.	Average organic HAP mass fraction	Typical organic HAP, percent by mass
1. Toluene	108–88–3	1.0	Toluene.
2. Xylene(s)	1330–20–7	1.0	Xylenes, ethylbenzene.
3. Hexane	110–54–3	0.5	n-hexane.
4. n-Hexane	110–54–3	1.0	n-hexane.
5. Ethylbenzene	100–41–4	1.0	Ethylbenzene.
6. Aliphatic 140		0	None.
7. Aromatic 100		0.02	1% xylene, 1% cumene.
8. Aromatic 150		0.09	Naphthalene.
9. Aromatic naphtha	64742–95–6	0.02	1% xylene, 1% cumene.
10. Aromatic solvent	64742–94–5	0.1	Naphthalene.
11. Exempt mineral spirits	8032–32–4	0	None.
12. Ligroines (VM & P)	8032–32–4	0	None.
13. Lactol spirits	64742–89–6	0.15	Toluene.
14. Low aromatic white spirit	64742–82–1	0	None.
15. Mineral spirits	64742–88–7	0.01	Xylenes.
16. Hydrotreated naphtha	64742–48–9	0	None.
17. Hydrotreated light distillate	64742–47–8	0.001	Toluene.
18. Stoddard solvent	8052–41–3	0.01	Xylenes.
19. Super high-flash naphtha	64742–95–6	0.05	Xylenes.
20. Varsol [®] solvent	8052–49–3	0.01	0.5% xylenes, 0.5% ethylbenzene.
21. VM & P naphtha	64742–89–8	0.06	3% toluene, 3% xylene.
22. Petroleum distillate mixture	68477–31–6	0.08	4% naphthalene, 4% biphenyl.

Table 4 to Subpart PPPP of Part 63—Default Organic HAP Mass Fraction for Petroleum Solvent Groups^a

You may use the mass fraction values in the following table for solvent blends for which you do not have test data or manufacturer's formulation data.

Solvent type	Average organic HAP mass fraction	Typical organic HAP, percent by mass
Aliphatic ^b	0.03	1% Xylene, 1% Toluene, and 1% Ethylbenzene.
Aromatic ^c	0.06	4% Xylene, 1% Toluene, and 1% Ethylbenzene.

^aUse this table only if the solvent blend does not match any of the solvent blends in Table 3 to this subpart by either solvent blend name or CAS number and you only know whether the blend is aliphatic or aromatic.

^bMineral Spirits 135, Mineral Spirits 150 EC, Naphtha, Mixed Hydrocarbon, Aliphatic Hydrocarbon, Aliphatic Naphtha, Naphthol Spirits, Petroleum Spirits, Petroleum Oil, Petroleum Naphtha, Solvent Naphtha, Solvent Blend.

^cMedium-flash Naphtha, High-flash Naphtha, Aromatic Naphtha, Light Aromatic Naphtha, Light Aromatic Hydrocarbons, Aromatic Hydrocarbons, Light Aromatic Solvent.

Appendix A to Subpart PPPP of Part 63—Determination of Weight Volatile Matter Content and Weight Solids Content of Reactive Adhesives

1.0 Applicability and Principle

1.1 *Applicability:* This method applies to the determination of weight volatile matter content and weight solids content for most one-part or multiple-part reactive adhesives. Reactive adhesives are composed, in large part, of monomers that react during the adhesive curing reaction, and, as a result, do not volatilize. The monomers become integral parts of the cured adhesive through chemical reaction. At least 70 weight percent of the system, excluding water and non-volatile solids such as fillers, react during the process. This method is not appropriate for cyanoacrylates. For cyanoacrylates, South Coast Air Quality Management District Test Method 316B should be used. This method is not appropriate for one-part moisture cure urethane adhesives or for silicone adhesives. For one-part moisture cure urethane adhesives and for silicone adhesives, EPA Method 24 should be used.

1.2 *Principle:* One-part and multiple-part reactive adhesives undergo a reactive conversion from liquid to solid during the application and assembly process. Reactive adhesives are applied to a single surface, but then are usually quickly covered with another mating surface to achieve a bonded assembly. The monomers employed in such systems typically react and are converted to non-volatile solids. If left uncovered, as in a Method 24 (ASTM D2369) test, the reaction is inhibited by the presence of oxygen and volatile loss of the reactive components competes more heavily with the cure reaction. If this were to happen under normal use conditions, the adhesives would not provide adequate performance. This method minimizes this undesirable deterioration of the adhesive performance.

2.0 Materials and Apparatus

2.1 Aluminum foil, aluminum sheet, non-leaching plastic film or non-leaching plastic sheet, approximately 3 inches by 3 inches. Precondition the foil, film, or sheet for 30 minutes in an oven at 110 ± 5 degrees Celsius and store in a desiccator prior to use. Use tongs or rubber gloves or both to handle the foil, film, or sheet.

2.2 Flat, rigid support panels slightly larger than the foil, film, or sheet. Polypropylene with a minimum thickness of 1/8 inch is recommended for the support panels. Precondition the support panels for 30 minutes in an oven at 110 ± 5 degrees Celsius and store in a desiccator prior to use. Use tongs or rubber gloves or both to handle the support panels.

2.3 Aluminum spacers, 1/8 inch thick. Precondition the spacers for 30 minutes in an oven at 110 ± 5 degrees Celsius and store in a desiccator prior to use. Use tongs or rubber gloves or both to handle the spacers.

2.4 Forced draft oven, type IIA or IIB as specified in ASTM E145-94 (Reapproved 2001), "Standard Specification for Gravity-Convection and Forced-Ventilation Ovens" (incorporated by reference, see §63.14).

2.5 Electronic balance capable of weighing to ± 0.0001 grams (0.1 mg).

2.6 Flat bottom weight (approximately 3 lbs) or clamps.

Material and Apparatus Notes

1—The foil, film, or sheet should be thick or rigid enough so that it can be easily handled in the test procedure.

3.0 Procedure

3.1 Two procedures are provided. In Procedure A the initial specimen weight is determined by weighing the foil, film, or sheet before and after the specimen is dispensed onto the foil, film, or sheet. In Procedure B the initial specimen weight is determined by weighing the adhesive cartridge (kit) before and after the specimen is dispensed.

3.2 At least four test specimens should be run for each test material. Run the test at room temperature, 74 degrees Fahrenheit (23 degrees Celsius).

Procedure A

1. Zero electronic balance.
2. Place 2 pieces of aluminum foil (or aluminum sheet, plastic film, or plastic sheet) on scale.
3. Record weight of aluminum foils. (A).
4. Tare balance.
5. Remove top piece of aluminum foil.
6. Dispense a 10 to 15 gram specimen of premixed adhesive onto bottom piece of aluminum foil. Place second piece of aluminum foil on top of the adhesive specimen to make a sandwich.

7. Record weight of sandwich (specimen and aluminum foils). (B).
8. Remove sandwich from scale, place sandwich between two support panels with aluminum spacers at the edges of the support panels to make a supported sandwich. The spacers provide a standard gap. Take care to mate the edges.
9. Place the supported sandwich on a flat surface.
10. Place the weight on top of the supported sandwich to spread the adhesive specimen to a uniform thickness within the sandwich. Check that no adhesive squeezes out from between the pieces of aluminum foil or through tears in the aluminum foil.
11. Allow to cure 24 hours.
12. Remove the sandwich from between the support panels. Record the weight of the sandwich. This is referred to as the 24 hr weight. (C).
13. Bake sandwich at 110 degrees Celsius for 1 hour.
14. Remove sandwich from the oven, place immediately in a desiccator, and cool to room temperature. Record post bake sandwich weight. (D).

Procedure B

1. Zero electronic balance.
2. Place two pieces of aluminum foil (or aluminum sheet, plastic film, or plastic sheet) on scale.
3. Record weight of aluminum foils. (A).
4. Tare balance.
5. Place one support panel on flat surface. Place first piece of aluminum foil on top of this support panel.
6. Record the weight of a pre-mixed sample of adhesive in its container. If dispensing the adhesive from a cartridge (kit), record the weight of the cartridge (kit) plus any dispensing tips. (F).
7. Dispense a 10 to 15 gram specimen of mixed adhesive onto the first piece of aluminum foil. Place second piece of aluminum foil on top of the adhesive specimen to make a sandwich.
8. Record weight of the adhesive container. If dispensing the adhesive from a cartridge (kit), record the weight of the cartridge (kit) plus any dispensing tips. (G).
9. Place the aluminum spacers at the edges of the bottom support panel polypropylene sheet. The spacers provide a standard gap.
10. Place the second support panel on top of the assembly to make a supported sandwich. Take care to mate the edges.
11. Place the supported sandwich on a flat surface.

12. Place the weight on top of the supported sandwich to spread the adhesive specimen to a uniform thickness within the sandwich. Check that no adhesive squeezes out from between the pieces of aluminum foil or through tears in the aluminum foil.

13. Allow to cure 24 hours.

14. Remove the sandwich from between the support panels. Record the weight of the sandwich. This is referred to as the 24 hr weight. (C).

15. Bake sandwich at 110 degrees Celsius for 1 hour.

16. Remove sandwich from the oven, place immediately in a desiccator, and cool to room temperature.

17. Record post-bake sandwich weight. (D).

Procedural Notes

1—The support panels may be omitted if the aluminum foil (or aluminum sheet, plastic film, or plastic sheet) will not tear and the adhesive specimen will spread to a uniform thickness within the sandwich when the flat weight is placed directly on top of the sandwich.

2—Clamps may be used instead of a flat bottom weight to spread the adhesive specimen to a uniform thickness within the sandwich.

3—When dispensing from a static mixer, purging is necessary to ensure uniform, homogeneous specimens. The weighing in Procedure B, Step 6 must be performed after any purging.

4—Follow the adhesive manufacturer's directions for mixing and for dispensing from a cartridge (kit).

4.0 Calculations

4.1 The total weight loss from curing and baking of each specimen is used to determine the weight percent volatile matter content of that specimen

Procedure A

Weight of original specimen (S) = (B)–(A)

Weight of post-bake specimen (P) = (D)–(A)

Total Weight Loss (L) = (S)–(P)

Procedure B

Weight of original specimen (S) = (F)–(G)

Weight of post-bake specimen (P) = (D)–(A)

Total Weight Loss (L) = (S)–(P)

Procedure A and Procedure B

Weight Percent Volatile Matter Content

$$(V) = [(Total\ weight\ loss)/(Initial\ specimen\ weight)] \times 100 = [(L)/(S)] \times 100$$

4.2 The weight volatile matter content of a material is the average of the weight volatile matter content of each specimen of that material. For example, if four specimens of a material were tested, then the weight percent volatile matter content for that material is:

$$V = [V1 + V2 + V3 + V4]/4$$

Where:

V_i = the weight percent volatile matter content of specimen i of the material.

4.3 The weight percent solids content of the material is calculated from the weight percent volatile content of the material.

$$\text{Weight Percent Solids Content (N)} = 100 - (V)$$

Calculation Notes

1—The weight loss during curing and the weight loss during baking may be calculated separately. These values may be useful for identifying sources of variation in the results obtained for different specimens of the same material.

2—For both Procedure A and Procedure B, the weight loss during curing is $(S) - [(C) - (A)]$ and the weight loss during baking is $(C) - (D)$.

**Indiana Department of Environmental Management
Office of Air Quality**

**Technical Support Document (TSD) for a Part 70
Significant Source and Significant Permit Modification**

Source Description and Location

Source Name:	Altec Engineering, Inc.
Source Location:	2944 Gateway Drive, Elkhart, IN 46515
County:	Elkhart
SIC Code:	7389
Operation Permit No.:	T039-21736-00519
Operation Permit Issuance Date:	November 5, 2007
Significant Source Modification No.:	039-31470-00519
Significant Permit Modification No.:	039-31532-00519
Permit Reviewer:	Madhurima Moulik

Existing Approvals

The source was issued Part 70 Operating Permit No. T039-21736-00519 issued on November 5, 2007.

County Attainment Status

The source is located in Elkhart County.

Pollutant	Designation
SO ₂	Better than national standards.
CO	Unclassifiable or attainment effective November 15, 1990.
O ₃	Attainment effective July 19, 2007, for the 8-hour ozone standard. ¹
PM ₁₀	Unclassifiable effective November 15, 1990.
NO ₂	Cannot be classified or better than national standards.
Pb	Not designated.
¹ Attainment effective October 18, 2000, for the 1-hour ozone standard for the South Bend-Elkhart area, including Elkhart County, and is a maintenance area for the 1-hour National Ambient Air Quality Standards (NAAQS) for purposes of 40 CFR 51, Subpart X*. The 1-hour standard was revoked effective June 15, 2005. Unclassifiable or attainment effective April 5, 2005, for PM _{2.5} .	

- (a) **Ozone Standards**
 Volatile organic compounds (VOC) and Nitrogen Oxides (NOx) are regulated under the Clean Air Act (CAA) for the purposes of attaining and maintaining the National Ambient Air Quality Standards (NAAQS) for ozone. Therefore, VOC and NOx emissions are considered when evaluating the rule applicability relating to ozone. Elkhart County has been designated as attainment or unclassifiable for ozone. Therefore, VOC and NOx emissions were reviewed pursuant to the requirements for Prevention of Significant Deterioration (PSD), 326 IAC 2-2.

- (b) **PM_{2.5}**
 Elkhart County has been classified as attainment for PM_{2.5}. On May 8, 2008, U.S. EPA promulgated the requirements for Prevention of Significant Deterioration (PSD) for PM_{2.5} emissions. These rules became effective on July 15, 2008. On May 4, 2011, the air pollution control board issued an emergency rule establishing the direct PM_{2.5} significant

level at ten (10) tons per year. This rule became effective June 28, 2011. Therefore, direct PM_{2.5} and SO₂ emissions were reviewed pursuant to the requirements for Prevention of Significant Deterioration (PSD), 326 IAC 2-2. See the State Rule Applicability – Entire Source section.

- (c) Other Criteria Pollutants
 Elkhart County has been classified as attainment or unclassifiable in Indiana for all other criteria pollutants. Therefore, these emissions were reviewed pursuant to the requirements for Prevention of Significant Deterioration (PSD), 326 IAC 2-2.

Fugitive Emissions

Since this type of operation is not one of the twenty-eight (28) listed source categories under 326 IAC 2-2, 326 IAC 2-3, or 326 IAC 2-7, and there is no applicable New Source Performance Standard that was in effect on August 7, 1980, fugitive emissions are not counted toward the determination of PSD, Emission Offset, and Part 70 Permit applicability.

Source Status

The table below summarizes the potential to emit of the entire source, prior to the proposed modification, after consideration of all enforceable limits established in the effective permits:

Pollutant	Emissions (ton/yr)
PM	21.7
PM ₁₀	21.9
PM _{2.5}	21.9
SO ₂	0.02
VOC	<150.2
CO	3.3
NO _x	3.9
GHGs as CO ₂ e	<100,000

HAPs	tons/year
Single HAP	>10
Total	>25

- (a) This existing source is a minor stationary source, under PSD (326 IAC 2-2), because no regulated pollutant is emitted at a rate of 250 tons per year or more, and it is not one of the twenty-eight (28) listed source categories, as specified in 326 IAC 2-2-1(ff)(1).
- (b) This existing source is a major source of HAPs, as defined in 40 CFR 63.2, because HAP emissions are greater than ten (10) tons per year for a single HAP and greater than twenty-five (25) tons per year for a combination of HAPs. Therefore, this source is a major source under Section 112 of the Clean Air Act (CAA).
- (c) These emissions are based upon Technical Support Document for Part 70 Permit No. T039-21736-00519 issued on November 5, 2007, and the source-wide CO₂e emissions calculations submitted by the source as part of the permit application for the proposed project.

Description of Proposed Modification

The Office of Air Quality (OAQ) has reviewed a modification application, submitted by Altec Engineering, Inc. on February 9, 2012, relating to the addition of a paint booth to an existing fiberglass operation, for painting travel trailer fiberglass parts. The following is a list of the proposed emission units and pollution control devices:

- (a) One (1) coating area, identified as Spray Area 3, permitted in 2012, equipped with high volume, low pressure (HVLP) or spray guns at least as efficient, and air atomized spray guns for repairs only, utilizing dry filters for overspray control, exhausting to stack S-5. This is a plastic coating facility under 40 CFR 63, Subpart PPPP.

Enforcement Issues

There are no pending enforcement actions related to this modification.

Stack Summary

Stack ID	Operation	Height (ft)	Dimension (ft)	Flow Rate (acfm)	Temperature (°F)
S-5	Spray Area 3	33	1.66x2.08	31000	Ambient

Emission Calculations

See Appendix A of this Technical Support Document for detailed emission calculations.

Permit Level Determination – Part 70

Pursuant to 326 IAC 2-1.1-1(16), Potential to Emit is defined as “the maximum capacity of a stationary source or emission unit to emit any air pollutant under its physical and operational design. Any physical or operational limitation on the capacity of a source to emit an air pollutant, including air pollution control equipment and restrictions on hours of operation or type or amount of material combusted, stored, or processed shall be treated as part of its design if the limitation is enforceable by the U. S. EPA, IDEM, or the appropriate local air pollution control agency.”

The following table is used to determine the appropriate permit level under 326 IAC 2-7-10.5. This table reflects the PTE before controls. Control equipment is not considered federally enforceable until it has been required in a federally enforceable permit.

Increase in PTE Before Controls	
Pollutant	Potential To Emit (ton/yr)
PM	11.20
PM ₁₀	11.22
PM _{2.5}	11.22
SO ₂	0.002
VOC	89.0
CO	0.18
NO _x	0.22
Single HAPs	<10
Total HAPs	<25

Appendix A of this TSD reflects the unrestricted potential emissions of the modification.

This source modification is subject to Significant Source Modification rules under 326 IAC 2-7-10.5, because the VOC emissions from the proposed Spray Area 3 exceed the thresholds included in 326 IAC 2-7-10.5(f)(4)(D). Additionally, the modification will be incorporated into the Part 70 Operating Permit through a significant permit modification issued pursuant to 326 IAC 2-7-12(d) because this modification includes a case-by-case determination of an emission limitation, and therefore, pursuant to 326 IAC 2-7-12(b)(1)(C)(i), does not qualify for a minor permit modification.

Permit Level Determination – PSD

The table below summarizes the potential to emit, reflecting all limits, of the proposed emission units. Any control equipment is considered federally enforceable only after issuance of this Part 70 permit modification and only to the extent that the effect of the control equipment is made practically enforceable in the permit.

Process/Emission Unit	Potential to Emit (tons/year)							
	PM	PM ₁₀	PM _{2.5}	SO ₂	VOC	CO	NO _x	GHGs
Fiberglass Operations (C-1, Gel-1, Final Finish, Mold Repair)	3.79	3.79	3.79	0.00	less than 100	0.00	0.00	---
Surface Coating Facility (Prep 1, Spray Area 1, Spray Area 2 and Repair 1)	0.687	0.687	0.697	0.00	50.0	0.00	0.00	---
Insignificant Combustion (existing)	0.075	0.30	0.30	0.024	0.22	3.30	3.93	263
Grinding	10.5	10.5	10.5	0.00	0.00	0.00	0.00	---
Wood Working Facility	2.00	2.00	2.00	0.00	0.00	0.00	0.00	---
Spray Area 3	0.086	0.086	0.086	---	less than 25	---	---	---
Total	17.2	17.4	17.4	0.024	<175.3	3.30	3.93	<100,000
Major Source Threshold	250	250	250	250	250	250	250	100,000

This source is an existing minor source under 326 IAC 2-2. The unrestricted VOC potential to emit at this source after the addition of the Spray Area 3 is greater than 250 tons per year. However, this modification to an existing minor stationary source is not major because the source has requested VOC emissions limitation of less than 25 tons per year for the proposed Spray Area 3. The VOC limit of 25 tons per year shall also render 326 IAC 8-1-6 not applicable to the proposed Spray Area 3. The existing emissions units at this source, namely, the fiberglass operations and Surface Coating Area have limited VOC emissions of less than 100 tons and 50 tons per year, respectively, as Best Available Control Technology (BACT) requirements under 326 IAC 8-1-6. Compliance with these VOC limits shall ensure that the source-wide VOC emissions will remain below 250 tons per year. Therefore, pursuant to 326 IAC 2-2, the PSD requirements do not apply.

Federal Rule Applicability Determination

NSPS:

- (a) There are no New Source Performance Standards (NSPS) (326 IAC 12 and 40 CFR Part 60) applicable to this proposed Paint Area 3.

NESHAP:

- (b) The fiberglass operations at this source are subject to the National Emission Standards for Hazardous Air Pollutants for Reinforced Plastic Composites Production (40 CFR 63.5780, Subpart WWWW), which is incorporated by reference as 326 IAC 20-56. The emission units subject to this rule include the following:

- (1) One (1) gel booth, identified as Gel-1, constructed September 22, 1999, capacity: 173 pounds of gelcoat per hour, utilizing dry filters as particulate control, exhausting to stack Gel-1. This is an open molding process under 40 CFR 63, Subpart WWWW.
- (2) One (1) chop booth, identified as C-1, constructed September 22, 1999, capacity: 500 pounds of resin per hour, utilizing dry filters as particulate control, exhausting to stack C-1. This is an open molding process under 40 CFR 63, Subpart WWWW.
- (3) One (1) gel coating process, identified as Final Finish, constructed September 22, 1999, utilizing air-atomization and manual application, utilizing dry filters for particulate control, exhausting inside.. This is an open molding process under 40 CFR 63, Subpart WWWW.
- (4) One (1) fiberglass process, identified as Mold Repair, constructed September 22, 1999, utilizing air-atomization application. This is an open molding process under 40 CFR 63, Subpart WWWW.

Nonapplicable portions of the NESHAP will not be included in the permit. The emission units listed above are subject to the following portions of Subpart WWWW:

- (1) 40 CFR 63.5780
- (2) 40 CFR 63.5785(a)
- (3) 40 CFR 63.5790(a),(b),(c)
- (4) 40 CFR 63.5795(b)
- (5) 40 CFR 63.5796
- (6) 40 CFR 63.5797(a),(b),(c)
- (7) 40 CFR 63.5798(a),(b)
- (8) 40 CFR 5799(b)(1),(b)(2),(c)
- (9) 40 CFR 63.5800
- (10) 40 CFR 63.5805(b),(g)
- (11) 40 CFR 63.5810(a),(b),(c),(d)
- (12) 40 CFR 63.5835(a),(c)
- (13) 40 CFR 63.5840
- (14) 40 CFR 63.5860(a)
- (15) 40 CFR 63.5895(c),(d)
- (16) 40 CFR 63.5900(a)(2),(a)(3),(a)(4),(b),(c)
- (17) 40 CFR 63.5905(a),(b)
- (18) 40 CFR 63.5910(a),(b),(c)(1),(c)(2),(c)(3),(c)(4),(c)(5),(d)(1),(d)(2),(g),(h),(i)
- (19) 40 CFR 43.5915(a),(c),(d)
- (20) 40 CFR 63.5920
- (21) 40 CFR 63.5925
- (22) 40 CFR 63.5930
- (23) 40 CFR 63.5935

The provisions of 40 CFR 63 Subpart A – General Provisions, which are incorporated as 326 IAC 20-1-1, apply to the facility described in this section except when otherwise specified in 40 CFR 63 Subpart WWWW.

- (c) The surface coating operations at this source are subject to the National Emission Standards for Hazardous Air Pollutants for Plastic Parts and Products Surface Coating Facility (40 CFR 63.4480), Subpart PPPP, which is incorporated by reference as 326 IAC 20-81. The emission units subject to this rule include the following:
 - (A) One (1) surface coating facility, identified as ACC, constructed in 2003, capacity: 0.40 motor homes per hour or an equivalent number of towed units, consisting of:

- (1) One (1) prep area, identified as Prep 1, for hand wiping parts with a solvent, exhausting inside. This is a plastic coating facility under 40 CFR 63, Subpart PPPP.
 - (2) One (1) coating area, identified as Spray Area 1, equipped with high volume, low pressure (HVLP) or spray guns at least as efficient, and air atomized spray guns for repairs only, utilizing dry filters for overspray control, exhausting to stacks S-1, S-2, S-3 and S-4. This is a plastic coating facility under 40 CFR 63, Subpart PPPP.
 - (3) One (1) coating area, identified as Spray Area 2, equipped with high volume, low pressure (HVLP) spray guns or spray guns at least as efficient, and air atomized spray guns for repairs only, utilizing dry filters for overspray control, exhausting to stacks S-3 and S-4. This is a plastic coating facility under 40 CFR 63, Subpart PPPP.
 - (4) One (1) repair area, identified as Repair 1, equipped with air atomized spray guns, exhausting inside, using less than five (5) gallons of coatings per day. This is a plastic coating facility under 40 CFR 63, Subpart PPPP.
- (B) One (1) coating area, identified as Spray Area 3, permitted in 2012, equipped with high volume, low pressure (HVLP) or spray guns at least as efficient, and air atomized spray guns for repairs only, utilizing dry filters for overspray control, exhausting to stack S-5. This is a plastic coating facility under 40 CFR 63, Subpart PPPP.

Nonapplicable portions of the NESHAP will not be included in the permit. The emission units listed above are subject to the following portions of Subpart PPPP:

- (1) 40 CFR 63.4480
 - (2) 40 CFR 63.4481(a),(b),(c)(6)
 - (3) 40 CFR 63.4482(a),(b),(c)
 - (4) 40 CFR 63.4483(a)(1),(d)
 - (5) 40 CFR 63.4490(a),(c)
 - (6) 40 CFR 63.4491(b)
 - (7) 40 CFR 63.4492(a)
 - (8) 40 CFR 63.4493(a),(c)
 - (9) 40 CFR 63.4500(a)(1),(b)
 - (10) 40 CFR 63.4501
 - (11) 40 CFR 63.4510
 - (12) 40 CFR 63.4520(a)
 - (13) 40 CFR 63.4530
 - (14) 40 CFR 63.4531
 - (15) 40 CFR 63.4550
 - (16) 40 CFR 63.4551
 - (17) 40 CFR 63.4552
 - (18) 40 CFR 63.4580
 - (19) 40 CFR 63.4581
- (d) Pursuant to 40 CFR 64.2, Compliance Assurance Monitoring (CAM) is applicable to new or modified emission units that involve a pollutant-specific emission unit and meet the following criteria:
- (1) has a potential to emit before controls equal to or greater than the Part 70 major source threshold for the pollutant involved;
 - (2) is subject to an emission limitation or standard for that pollutant; and

- (3) uses a control device, as defined in 40 CFR 64.1, to comply with that emission limitation or standard.

The Paint Area 3 has a VOC emission limitation of 25 tons per twelve (12) consecutive month period; however, no control device will be used to comply with this limit. There are no emission limitations for Paint Area 3 for PM or PM-10 emissions.

Based on this evaluation, the requirements of 40 CFR Part 64, CAM are not applicable to any of the proposed Paint Area 3.

State Rule Applicability Determination

326 IAC 2-2 (Prevention of Significant Deterioration)

The unrestricted VOC potential to emit of the entire source (which is currently a PSD minor source), after addition of the proposed Spray Area 3, is greater than 250 tons per year. The Permittee has applied for VOC limitations on the emissions units, which will effectively ensure that VOC emissions from the entire source remain below 250 tons per year.

The following limitations are applicable to the fiberglass and surface coating operations at this source:

- (1) Use of resins and gel coats used in fiberglass operations at this source shall be limited such that the potential to emit (PTE) volatile organic compounds from resins and gel coats only shall be less than one hundred (100) tons, per twelve (12) consecutive months.
- (2) The total VOC usage in coatings and cleanup solvents used at the surface coating facilities (Prep 1, Spray Area 1, Spray Area 2, Repair 1) shall be limited to no more than 50.0 tons per twelve (12) consecutive month period, with compliance determined at the end of each month.
- (3) The total VOC usage in coatings and cleanup solvents at the surface coating facility Spray Area 3 shall be limited to less than 25 tons per twelve consecutive month period, with compliance determined at the end of each month.

Compliance with these VOC limits, in conjunction with VOC emissions from insignificant activities at this source, shall ensure that the source-wide VOC potential to emit remains below 250 tons per year, rendering 326 IAC 2-2 not applicable.

326 IAC 2-4.1 (Major Sources of Hazardous Air Pollutants (HAP))

The operation of this source will emit greater than ten (10) tons per year for a single HAP and greater than twenty-five (25) tons per year for a combination of HAPs. Therefore, 326 IAC 2-4.1 would apply to the source. However, pursuant to 326 IAC 2-4.1-1(b)(2), because the proposed Spray Area 3 is specifically regulated by NESHAP 40 CFR 63, Subpart PPPP, which was issued pursuant to Section 112(d) of the CAA, this unit is exempt from the requirements of 326 IAC 2-4.1.

326 IAC 8-1-6 (New Facilities: General Reduction Requirements)

The VOC emissions from Spray Area 3 shall be limited to less than 25 tons per twelve (12) consecutive month period, with compliance determined at the end of each month. Therefore, 326 IAC 8-1-6 does not apply to Spray Area 3.

326 IAC 6-3-2 (Particulate Emission Limitations for Manufacturing Processes)

Pursuant to 326 IAC 6-3-2(d), particulate from the surface coating Paint Area 3 shall be controlled by a dry particulate filter, waterwash, or an equivalent control device, and the Permittee shall operate the control device in accordance with manufacturer's specifications.

Compliance Determination and Monitoring Requirements

Permits issued under 326 IAC 2-7 are required to ensure that sources can demonstrate compliance with all applicable state and federal rules on a continuous basis. All state and federal rules contain compliance provisions; however, these provisions do not always fulfill the requirement for a continuous demonstration. When this occurs, IDEM, OAQ, in conjunction with the source, must develop specific conditions to satisfy 326 IAC 2-7-5. As a result, Compliance Determination Requirements are included in the permit. The Compliance Determination Requirements in Section D of the permit are those conditions that are found directly within state and federal rules and the violation of which serves as grounds for enforcement action.

If the Compliance Determination Requirements are not sufficient to demonstrate continuous compliance, they will be supplemented with Compliance Monitoring Requirements, also in Section D of the permit. Unlike Compliance Determination Requirements, failure to meet Compliance Monitoring conditions would serve as a trigger for corrective actions and not grounds for enforcement action. However, a violation in relation to a compliance monitoring condition will arise through a source's failure to take the appropriate corrective actions within a specific time period.

The Compliance Determination Requirements applicable to this modification are as follows:

- (1) Compliance with the VOC usage limitations under 326 IAC 2-2 for the proposed Spray Area 3 shall be determined pursuant to 326 IAC 8-1-4(a)(3) and 326 IAC 8-1-2(a) by preparing or obtaining from the manufacturer the copies of the "as supplied" and "as applied" VOC data sheets. IDEM, OAQ, reserves the authority to determine compliance using Method 24 in conjunction with the analytical procedures specified in 326 IAC 8-1-4.

The Compliance Monitoring Requirements applicable to this modification are as follows:

- (a) The proposed Spray Area 3 is subject to 326 IAC 6-3-2(d), which requires the use of a control device for particulate matter. Spray Area 3 is equipped with dry filters and exhausts to stack S-5. Daily inspections shall be performed to verify the placement, integrity and particle loading of the filters. To monitor the performance of the dry filters, weekly observations shall be made of the overspray from the surface coating stack S-5 while one or more of the booths are in operation. Section C - Response to Excursions or Exceedances shall be followed whenever a condition exists which should result in a response step. Failure to take response steps in accordance with Section C - Response to Excursions or Exceedances, shall be considered a deviation from this permit.
- (b) Monthly inspections shall be performed of the coating emissions from the stacks and the presence of overspray on the rooftops and the nearby ground. Section C - Response to Excursions or Exceedances for this unit shall contain troubleshooting contingency and response steps for when a noticeable change in overspray emission, or evidence of overspray emission is observed. Section C - Response to Excursions or Exceedances shall be followed whenever a condition exists which should result in a response step. Failure to take response steps in accordance with Section C - Response to Excursions or Exceedances, shall be considered a deviation from this permit.

These monitoring conditions are necessary because the dry filters are necessary to ensure compliance with 326 IAC 6-3-2(d).

Proposed Changes

The changes listed below have been made to Part 70 Operating Permit No. T039-21736-00519. Deleted language appears as ~~strike throughs~~ and new language appears in **bold**:

- (a) IDEM, OAQ will no longer include source mailing addresses in air permits. Therefore, Section A.1 and the reporting forms have been modified accordingly.

- (b) Elkhart County has been designated attainment effective July 19, 2007, for the 8-hour ozone standard. Therefore, Section A.1 has been modified accordingly.
- (c) Several of IDEM's branches and sections have been renamed. The references to these branches and sections in the Sections B and C conditions in the permit have been altered accordingly.
- (d) Condition D.1.2 - Volatile Organic Compounds [326 IAC 2-2] has been added to include the PSD minor limitation for fiberglass operations. The Permittee has requested a 100 ton per year limit for the existing fiberglass operations, which, combined with the limited emissions from other emission units at this source, shall ensure that the source-wide emissions remain below 250 tons per year, rendering 326 IAC 2-2 not applicable.
- (e) Conditions D.1.3 (now D.1.4) and D.2.3 (now D.2.4) - Preventive Maintenance Plan, have been modified for clarification purposes.
- (f) Conditions D.1.5 (now D.1.6) - Volatile Organic Compounds (VOC) [326 IAC 8-1-4] [326 IAC 8-1-2(a)] and D.1.6 (now D.1.7) - Volatile Organic Compounds (VOC) [326 IAC 8-1-6] have been updated to include references to new Condition D.1.2.
- (g) Conditions D.1.7 (now D.1.8) - Monitoring Requirements, D.1.8 (now D.1.9) - Recordkeeping Requirements, and D.1.9 (now D.1.10) - Reporting Requirements have been updated to include references to new Condition D.1.2. These Conditions have also been altered for clarification purposes.
- (h) The facility description in Section D.2 has been modified to add the proposed Paint Area 3.
- (i) Conditions D.1.10 and D.1.11 - NESHAP WWWW Requirements [40 CFR Part 63, Subpart WWWW] [326 IAC 20-56], has been deleted. The requirements under NESHAP Subpart WWWW have been included in Section E.1. In addition, the entire 40 CFR 63, Subpart WWWW has been included as Attachment A to the permit.
- (j) Condition D.1.2 - Volatile Organic Compounds has been modified to clarify that the BACT requirements under 326 IAC 8-1-6 is applicable to only the emission units identified as ACC.
- (k) New Condition D.2.2 - Volatile Organic Compounds has been added to include a VOC emission limitation for the proposed Spray Area 3, in order to render 326 IAC 8-1-6 and 326 IAC 2-2 not applicable to the new unit. In addition, the VOC emissions limitation (under 326 IAC 8-1-6) for the existing surface coating operation ACC1 is also needed now under 326 IAC 2-2 to ensure that source-wide emissions of VOC stay below 250 tons per year. The remaining conditions in Section D.2 have been renumbered accordingly.
- (l) Condition D.2.2 (now D.2.3) - Particulate [326 IAC 6-3-2(d)] has been modified to include the requirements for the new Spray Area 3.
- (m) Condition D.2.3 (now D.2.4) - Volatile Organic Compounds (VOC) [326 IAC 8-1-4] [326 IAC 8-1-2(a)] has been modified to include reference to new Condition D.2.2.
- (n) Conditions D.2.6 (now D.2.7) - Monitoring Requirements, D.2.7 (now D.2.8) - Recordkeeping Requirements and D.2.8 (now D.2.9) - Reporting Requirements have been modified to include references to new Condition D.2.2 and for clarification purposes.
- (o) Conditions D.2.9 General Provisions Relating to NESHAP PPPP [326 IAC 20-1] [40 CFR Part 63, Subpart A] and D.2.10 - NESHAP PPPP Requirements [40 CFR Part 63, Subpart PPPP] [326 IAC 20-81] have been deleted. The NESHAP requirements under 40 CFR 63, Subpart PPPP have been included in new Section E.2. In addition, the entire 40 CFR 63, Subpart PPPP has been included as Attachment B to the permit.
- (p) A quarterly report form has been added for the VOC emission limitation included in new Condition D.2.2.

A.1 General Information [326 IAC 2-7-4(c)] [326 IAC 2-7-5(15)] [326 IAC 2-7-1(22)]

The Permittee owns and operates a motor home and travel trailer painting source.

Source Address: 2944 Gateway Drive, Elkhart, Indiana 46515
Mailing Address: ~~28274 CR 20 West, Elkhart, Indiana 46517~~
General Source Phone Number: 574-293-1965
SIC Code: 7389
County Location: Elkhart

Source Location Status: ~~Nonattainment for 8-hour ozone~~
Attainment for all other criteria pollutants
Source Status: Part 70 Operating Permit Program
Minor Source, under PSD Rules
~~Major Source, under Emission Offset Rules~~
Major Source, Section 112 of the Clean Air Act
Not 1 of 28 Source Categories

A.2 Emission Units and Pollution Control Equipment Summary [326 IAC 2-7-4(c)(3)] [326 IAC 2-7-5(15)]

This stationary source consists of the following emission units and pollution control devices:

- (a) One (1) fiberglass operation consisting of:
-
- (c) One (1) surface coating facility, identified as ACC, constructed in 2003, capacity: 0.40 motor homes per hour or an equivalent number of towed units, consisting of:
- (1) One (1) prep area, identified as Prep 1, for hand wiping parts with a solvent, exhausting inside. This is a plastic coating facility under 40 CFR 63, Subpart PPPP.
 - (2) One (1) coating area, identified as Spray Area 1, equipped with high volume, low pressure (HVLP) or spray guns at least as efficient, and air atomized spray guns for repairs only, utilizing dry filters for overspray control, exhausting to stacks S-1, S-2, S-3 and S-4. This is a plastic coating facility under 40 CFR 63, Subpart PPPP.
 - (3) One (1) coating area, identified as Spray Area 2, equipped with high volume, low pressure (HVLP) spray guns or spray guns at least as efficient, and air atomized spray guns for repairs only, utilizing dry filters for overspray control, exhausting to stacks S-3 and S-4. This is a plastic coating facility under 40 CFR 63, Subpart PPPP.
 - (4) One (1) repair area, identified as Repair 1, equipped with air atomized spray guns, exhausting inside, using less than five (5) gallons of coatings per day. This is a plastic coating facility under 40 CFR 63, Subpart PPPP.
- (d) **One (1) coating area, identified as Spray Area 3, permitted in 2012, equipped with high volume, low pressure (HVLP) or spray guns at least as efficient, and air atomized spray guns for repairs only, utilizing dry filters for overspray control, exhausting to stack S-5. This is a plastic coating facility under 40 CFR 63, Subpart PPPP.**

D.1.2 Volatile Organic Compounds [326 IAC 2-2]

Use of resins and gel coats used in fiberglass operations at this source shall be limited such that the potential to emit (PTE) volatile organic compounds from resins and gel coats only shall be less than one hundred (100) tons, per twelve (12) consecutive months.

Compliance with this limitation, in conjunction with VOC emissions from all other emission units at this source, shall ensure that the source-wide VOC potential to emit remains below 250 tons per twelve (12) consecutive month period, with compliance determined at the end of each month, rendering 326 IAC 2-2 (Prevention of Significant Deterioration) not applicable to this source.

D.1.34 Preventive Maintenance Plan [326 IAC 2-7-5(13)]

~~A Preventive Maintenance Plan, in accordance with Section B – Preventive Maintenance Plan, of this permit, is required for the fiberglass operations and their control devices.~~ **A Preventive**

Maintenance Plan is required for these facilities and their control devices. Section B - Preventive Maintenance Plan contains the Permittee's obligation with regard to the preventive maintenance plan required by this condition.

D.1.67 Volatile Organic Compounds (VOC) [326 IAC 8-1-6]

Compliance with the volatile organic HAP **and VOC** usage limitations contained in Conditions D.1.1(a) **and D.1.2** shall be determined based upon the following criteria:

- (a) Monthly usage by weight, **VOC content**, monomer content, method of application, and other emission reduction techniques for each gel coat and resin shall be recorded. Volatile organic HAP emissions shall be calculated by multiplying the usage of each gel coat and resin by the emission factor that is appropriate for the monomer content, method of application, and other emission reduction techniques for each gel coat and resin, and summing the emissions for all gel coats and resins. Emission factors shall be obtained from the reference approved by IDEM, OAQ.
- (b) Until such time that new emissions information is made available by U.S. EPA in its AP-42 document or other U.S. EPA-approved form, emission factors shall be taken from the following reference approved by IDEM, OAQ: American Composites Manufacturers Association (ACMA) Emission Models for the Reinforced Plastics Industries, Unified Emission Factors dated 7/23/2001, or its updates.

D.1.78 Monitoring

- (a) Daily inspections shall be performed to verify the placement, integrity and particle loading of the filters. To monitor the performance of the dry filters, weekly observations shall be made of the overspray from the fiberglass operations stacks (Gel-1 and C-1) while one or more of the fiberglass operations are in operation. ~~If a condition exists which should result in a response step, the Permittee shall take reasonable response steps in accordance with Section C - Response to Excursions or Exceedances. Failure to take response steps in accordance with Section C - Response to Excursions or Exceedances, shall be considered a deviation from this permit.~~ **Section C - Response to Excursions or Exceedances shall be followed whenever a condition exists which should result in a response step. Failure to take response steps in accordance with Section C - Response to Excursions or Exceedances, shall be considered a deviation from this permit.**
- (b) Monthly inspections shall be performed of the coating emissions from the stacks and the presence of overspray on the rooftops and the nearby ground. ~~When there is a noticeable change in overspray emissions, or when evidence of overspray emissions is observed, the Permittee shall take reasonable response steps in accordance with Section C - Response to Excursions or Exceedances. Failure to take response steps in accordance with Section C - Response to Excursions or Exceedances, shall be considered a deviation from this permit.~~ **Section C - Response to Excursions or Exceedances for this unit shall contain troubleshooting contingency and response steps for when a noticeable change in overspray emission, or evidence of overspray emission is observed. Section C - Response to Excursions or Exceedances shall be followed whenever a condition exists which should result in a response step. Failure to take response steps in accordance with Section C - Response to Excursions or Exceedances, shall be considered a deviation from this permit.**

D.1.89 Record Keeping Requirements

- (a) To document **the compliance status** with Conditions D.1.1 **and D.1.2**, the Permittee shall maintain records in accordance with (1) through (6) below. Records maintained for (1) through (6) shall be taken monthly and shall be complete and sufficient to establish compliance with the VOC usage limits and/or the VOC content and emission limits established in Conditions D.1.1 **and D.1.2**. Records necessary to demonstrate compliance shall be available within thirty (30) days of the end of each compliance

period.

- (1) The VOC content of each coating material and solvent used.
 - (2) The amount of coating material and solvent less water used on monthly basis.
 - (A) Records shall include purchase orders, invoices, and material safety data sheets (MSDS) necessary to verify the type and amount used.
 - (B) Solvent usage records shall differentiate between those added to coatings and those used as cleanup solvents.
 - (3) The volume weighted VOC content of the coatings used for each month;
 - (4) The cleanup solvent usage for each month;
 - (5) The total VOC usage for each month; and
 - (6) The weight of VOCs emitted for each compliance period.
- (b) To document **the compliance status** with Conditions ~~D.1.2~~ **D.1.3** and ~~D.1.6~~ **D.1.7**, the Permittee shall maintain a log of weekly overspray observations, and daily and monthly inspections.
- (c) To document **the compliance status** with Condition ~~D.1.4~~ **D.1.5**, the Permittee shall maintain the following training records:
- (1) A copy of the current training program.
 - (2) A list of all current personnel, by name, that are required to be trained and the dates they were trained and the date of the most recent refresher training. Records of prior training programs and former personnel are not required to be maintained.
- (d) ~~All records shall be maintained in accordance with Section C - General Record Keeping Requirements, of this permit.~~ **Section C - General Record Keeping Requirements, contains the Permittee's obligations with regard to the records required by this condition.**

D.1.910 Reporting Requirements

A quarterly summary of the information to document compliance with Conditions **D.1.1(a) and D.1.2** shall be submitted to the address listed in ~~Section C - General Reporting Requirements, of this permit,~~ using the reporting forms located at the end of this permit, or their equivalent, within thirty (30) days after the end of the quarter being reported. **Section C - General Reporting contains the Permittee's obligation with regard to the reporting required by this condition.** The report submitted by the Permittee does require the certification by the "responsible official" as defined by 326 IAC 2-7-1(34).

National Emission Standards for Hazardous Air Pollutants (NESHAP) Requirements [326 IAC 2-7-5(1)]

D.1.10 General Provisions Relating to NESHAP WWWWW [326 IAC 20-1] [40 CFR Part 63, Subpart A]

~~Pursuant to 40 CFR 63.5925, the Permittee shall comply with the provisions of 40 CFR Part 63, Subpart A - General Provisions, which are incorporated by reference as 326 IAC 20-1-1, as specified in Table 15 of 40 CFR Part 63, Subpart WWWWW in accordance with schedule in 40 CFR 63, Subpart WWWWW.~~

D.1.11 NESHAP WWWWW Requirements [40 CFR Part 63, Subpart WWWWW] [326 IAC 20-56]

~~Pursuant to CFR Part 63, Subpart WWWWW, the Permittee shall comply with the provisions of 40 CFR~~

~~Part 63.5780, with a compliance date of April 21, 2006, for the fiberglass operations (Gel-1, C-1, Final Finish Gel Coat Touch Up and Mold Repair), and equipment cleaning, cleaning of materials used in reinforced plastic composites manufacture and HAP-containing material storage, as specified as follows:~~

~~§ 63.5780—What is the purpose of this subpart?~~

~~This subpart establishes national emissions standards for hazardous air pollutants (NESHAP) for reinforced plastic composites production. This subpart also establishes requirements to demonstrate initial and continuous compliance with the hazardous air pollutants (HAP) emissions standards.~~

~~§ 63.5785—Am I subject to this subpart?~~

~~(a) You are subject to this subpart if you own or operate a reinforced plastic composites production facility that is located at a major source of HAP emissions. Reinforced plastic composites production is limited to operations in which reinforced and/or nonreinforced plastic composites or plastic molding compounds are manufactured using thermoset resins and/or gel coats that contain styrene to produce plastic composites. The resins and gel coats may also contain materials designed to enhance the chemical, physical, and/or thermal properties of the product. Reinforced plastic composites production also includes cleaning, mixing, HAP-containing materials storage, and repair operations associated with the production of plastic composites.~~

~~§ 63.5790—What parts of my plant does this subpart cover?~~

~~(a) This subpart applies to each new or existing affected source at reinforced plastic composites production facilities.~~

~~(b) The affected source consists of all parts of your facility engaged in the following operations: Open molding, closed molding, centrifugal casting, continuous lamination, continuous casting, polymer casting, pultrusion, sheet molding compound (SMC) manufacturing, bulk molding compound (BMC) manufacturing, mixing, cleaning of equipment used in reinforced plastic composites manufacture, HAP-containing materials storage, and repair operations on parts you also manufacture.~~

~~(c) The following operations are specifically excluded from any requirements in this subpart: application of mold sealing and release agents; mold stripping and cleaning; repair of parts that you did not manufacture, including non-routine manufacturing of parts; personal activities that are not part of the manufacturing operations (such as hobby shops on military bases); prepreg materials as defined in §63.5935; non-gel coat surface coatings; application of putties, polyputties, and adhesives; repair or production materials that do not contain resin or gel coat; research and development operations as defined in section 112(c)(7) of the CAA; polymer casting; and closed molding operations (except for compression/injection molding). Note that the exclusion of certain operations from any requirements applies only to operations specifically listed in this paragraph. The requirements for any co-located operations still apply.~~

[68 FR 19402, Apr. 21, 2003, as amended at 70 FR 50124, Aug. 25, 2005]

~~§ 63.5795—How do I know if my reinforced plastic composites production facility is a new affected source or an existing affected source?~~

~~(b) For the purposes of this subpart, an existing affected source is any affected source that is not a new affected source.~~

[70 FR 50124, Aug. 25, 2005]

Calculating Organic HAP Emissions Factors for Open Molding and Centrifugal Casting

§ 63.5796 — What are the organic HAP emissions factor equations in Table 1 to this subpart, and how are they used in this subpart?

Emissions factors are used in this subpart to determine compliance with certain organic HAP emissions limits in Tables 3 and 5 to this subpart. You may use the equations in Table 1 to this subpart to calculate your emissions factors. Equations are available for each open molding operation and centrifugal casting operation and have units of pounds of organic HAP emitted per ton (lb/ton) of resin or gel coat applied. These equations are intended to provide a method for you to demonstrate compliance without the need to conduct for a HAP emissions test. In lieu of these equations, you can elect to use site-specific organic HAP emissions factors to demonstrate compliance provided your site-specific organic HAP emissions factors are incorporated in the facility's air emissions permit and are based on actual facility HAP emissions test data. You may also use the organic HAP emissions factors calculated using the equations in Table 1 to this subpart, combined with resin and gel coat use data, to calculate your organic HAP emissions.

§ 63.5797 — How do I determine the organic HAP content of my resins and gel coats?

In order to determine the organic HAP content of resins and gel coats, you may rely on information provided by the material manufacturer, such as manufacturer's formulation data and material safety data sheets (MSDS), using the procedures specified in paragraphs (a) through (c) of this section, as applicable.

(a) Include in the organic HAP total each organic HAP that is present at 0.1 percent by mass or more for Occupational Safety and Health Administration-defined carcinogens, as specified in 29 CFR 1910.1200 (d)(4) and at 1.0 percent by mass or more for other organic HAP compounds.

(b) If the organic HAP content is provided by the material supplier or manufacturer as a range, you must use the upper limit of the range for determining compliance. If a separate measurement of the total organic HAP content, such as an analysis of the material by EPA Method 311 of appendix A to 40 CFR part 63, exceeds the upper limit of the range of the total organic HAP content provided by the material supplier or manufacturer, then you must use the measured organic HAP content to determine compliance.

(c) If the organic HAP content is provided as a single value, you may use that value to determine compliance. If a separate measurement of the total organic HAP content is made and is less than 2 percentage points higher than the value for total organic HAP content provided by the material supplier or manufacturer, then you still may use the provided value to demonstrate compliance. If the measured total organic HAP content exceeds the provided value by 2 percentage points or more, then you must use the measured organic HAP content to determine compliance.

§ 63.5798 — What if I want to use, or I manufacture, an application technology (new or existing) whose organic HAP emissions characteristics are not represented by the equations in Table 1 to this subpart?

If you wish to use a resin or gel coat application technology (new or existing), whose emission characteristics are not represented by the equations in Table 1 to this subpart, you may use the procedures in paragraphs (a) or (b) of this section to establish an organic HAP emissions factor. This organic HAP emissions factor may then be used to determine compliance with the emission limits in this subpart, and to calculate facility organic HAP emissions.

(a) Perform an organic HAP emissions test to determine a site-specific organic HAP emissions factor using the test procedures in §63.5850.

(b) Submit a petition to the Administrator for administrative review of this subpart. This petition must contain a description of the resin or gel coat application technology and supporting organic HAP emissions test data obtained using EPA test methods or their equivalent. The emission test data should be obtained using a range of resin or gel coat HAP contents to demonstrate the effectiveness of the

technology under the different conditions, and to demonstrate that the technology will be effective at different sites. We will review the submitted data, and, if appropriate, update the equations in Table 1 to this subpart.

~~§ 63.5799—How do I calculate my facility's organic HAP emissions on a tpy basis for purposes of determining which paragraphs of §63.5805 apply?~~

~~To calculate your facility's organic HAP emissions in tpy for purposes of determining which paragraphs in §63.5805 apply to you, you must use the procedures in either paragraph (a) of this section for new facilities prior to startup, or paragraph (b) of this section for existing facilities and new facilities after startup. You are not required to calculate or report emissions under this section if you are an existing facility that does not have centrifugal casting or continuous lamination/casting operations, or a new facility that does not have any of the following operations: Open molding, centrifugal casting, continuous lamination/casting, pultrusion, SMC and BMC manufacturing, and mixing. Emissions calculation and emission reporting procedures in other sections of this subpart still apply. Calculate organic HAP emissions prior to any add-on control device, and do not include organic HAP emissions from any resin or gel coat used in operations subject to the Boat Manufacturing NESHAP, 40 CFR part 63, subpart VVVV, or from the manufacture of large parts as defined in §63.5805(d)(2). For centrifugal casting operations at existing facilities, do not include any organic HAP emissions where resin or gel coat is applied to an open centrifugal mold using open molding application techniques. Table 1 and the Table 1 footnotes to this subpart present more information on calculating centrifugal casting organic HAP emissions. The timing and reporting of these calculations is discussed in paragraph (c) of this section.~~

~~(b) For existing facilities and new facilities after startup, you may use the procedures in either paragraph (b)(1) or (2) of this section. If the emission factors for an existing facility have changed over the period of time prior to their initial compliance date due to incorporation of pollution prevention control techniques, existing facilities may base the average emission factor on their operations as they exist on the compliance date. If an existing facility has accepted an enforceable permit limit that would result in less than 100 tpy of HAP measured prior to any add-on controls, and can demonstrate that they will operate at that level subsequent to the compliance date, they can be deemed to be below the 100 tpy threshold.~~

~~(1) Use a calculated emission factor. Calculate a weighted average organic HAP emissions factor on a lbs/ton of resin and gel coat basis. Base the weighted average on the prior 12 months of operation. Multiply the weighted average organic HAP emissions factor by resin and gel coat use over the same period. You may calculate this organic HAP emissions factor based on the equations in Table 1 to this subpart, or you may use any organic HAP emissions factor approved by us, such as factors from AP-42, or site specific organic HAP emissions factors if they are supported by HAP emissions test data.~~

~~(2) Conduct performance testing. Conduct performance testing using the test procedures in §63.5850 to determine a site specific organic HAP emissions factor in units of lbs/ton of resin and gel coat used. Conduct the test under conditions expected to result in the highest possible organic HAP emissions. Multiply this factor by annual resin and gel coat use to determine annual organic HAP emissions. This calculation must be repeated and reported annually.~~

~~(c) Existing facilities must initially perform this calculation based on their 12 months of operation prior to April 21, 2003, and include this information with their initial notification report. Existing facilities must repeat the calculation based on their resin and gel coat use in the 12 months prior to their initial compliance date, and submit this information with their initial compliance report. After their initial compliance date, existing and new facilities must recalculate organic HAP emissions over the 12-month period ending June 30 or December 31, whichever date is the first date following their compliance date specified in §63.5800. Subsequent calculations should cover the periods in the semiannual compliance reports.~~

[68 FR 19402, Apr. 21, 2003, as amended at 70 FR 50124, Aug. 25, 2005]

Compliance Dates and Standards

~~§ 63.5800—When do I have to comply with this subpart?~~

~~You must comply with the standards in this subpart by the dates specified in Table 2 to this subpart. Facilities meeting an organic HAP emissions standard based on a 12-month rolling average must begin collecting data on the compliance date in order to demonstrate compliance.~~

~~§ 63.5805—What standards must I meet to comply with this subpart?~~

~~You must meet the requirements of paragraphs (a) through (h) of this section that apply to you. You may elect to comply using any options to meet the standards described in §§63.5810 through 63.5830. Use the procedures in §63.5799 to determine if you meet or exceed the 100 tpy threshold.~~

~~(b) All operations at existing facilities not listed in paragraph (a) of this section must meet the organic HAP emissions limits in Table 3 to this subpart and the work practice standards in Table 4 to this subpart that apply, regardless of the quantity of HAP emitted.~~

~~(g) If you have repair operations subject to this subpart as defined in §63.5785, these repair operations must meet the requirements in Tables 3 and 4 to this subpart and are not required to meet the 95-percent organic HAP emissions reduction requirements in paragraph (a)(1) or (d) of this section.~~

[70 FR 50124, Aug. 25, 2005]

Options for Meeting Standards

~~§ 63.5810—What are my options for meeting the standards for open molding and centrifugal casting operations at new and existing sources?~~

~~You must use one of the following methods in paragraphs (a) through (d) of this section to meet the standards for open molding or centrifugal casting operations in Table 3 or 5 to this subpart. You may use any control method that reduces organic HAP emissions, including reducing resin and gel coat organic HAP content, changing to nonatomized mechanical application, using covered curing techniques, and routing part or all of your emissions to an add-on control. You may use different compliance options for the different operations listed in Table 3 or 5 to this subpart. The necessary calculations must be completed within 30 days after the end of each month. You may switch between the compliance options in paragraphs (a) through (d) of this section. When you change to an option based on a 12-month rolling average, you must base the average on the previous 12 months of data calculated using the compliance option you are changing to, unless you were previously using an option that did not require you to maintain records of resin and gel coat use. In this case, you must immediately begin collecting resin and gel coat use data and demonstrate compliance 12 months after changing options.~~

~~(a) Demonstrate that an individual resin or gel coat, as applied, meets the applicable emission limit in Table 3 or 5 to this subpart. (1) Calculate your actual organic HAP emissions factor for each different process stream within each operation type. A process stream is defined as each individual combination of resin or gel coat, application technique, and control technique. Process streams within operations types are considered different from each other if any of the following four characteristics vary: the neat resin plus or neat gel coat plus organic HAP content, the gel coat type, the application technique, or the control technique. You must calculate organic HAP emissions factors for each different process stream by using the appropriate equations in Table 1 to this subpart for open molding and for centrifugal casting, or site-specific organic HAP emissions factors discussed in §63.5796. The emission factor calculation should include any and all emission reduction techniques used including any add-on controls. If you are using vapor suppressants to reduce HAP emissions, you must determine the vapor suppressant effectiveness (VSE) by conducting testing according to the procedures specified in appendix A to subpart WWW of 40 CFR part 63. If you are using an add-on control device to reduce HAP emissions, you must determine the add-on control factor by conducting capture and control efficiency testing using the procedures specified in §63.5850. The organic HAP emissions factor calculated from the equations in Table 1 to this subpart, or a site-specific emissions factor, is multiplied by the add-on control factor to calculate the~~

~~organic HAP emissions factor after control. Use Equation 1 of this section to calculate the add-on control factor used in the organic HAP emissions factor equations.~~

~~Where:~~

~~Percent Control Efficiency=a value calculated from organic HAP emissions test measurements made according to the requirements of §63.5850 to this subpart.~~

~~(2) If the calculated emission factor is less than or equal to the appropriate emission limit, you have demonstrated that this process stream complies with the emission limit in Table 3 to this subpart. It is not necessary that all your process streams, considered individually, demonstrate compliance to use this option for some process streams. However, for any individual resin or gel coat you use, if any of the process streams that include that resin or gel coat are to be used in any averaging calculations described in paragraphs (b) through (d) of this section, then all process streams using that individual resin or gel coat must be included in the averaging calculations.~~

~~(b) Demonstrate that, on average, you meet the individual organic HAP emissions limits for each combination of operation type and resin application method or gel coat type. Demonstrate that on average you meet the individual organic HAP emissions limits for each unique combination of operation type and resin application method or gel coat type shown in Table 3 to this subpart that applies to you.~~

~~(1)(i) Group the process streams described in paragraph (a) to this section by operation type and resin application method or gel coat type listed in Table 3 to this subpart and then calculate a weighted average emission factor based on the amounts of each individual resin or gel coat used for the last 12 months. To do this, sum the product of each individual organic HAP emissions factor calculated in paragraph (a)(1) of this section and the amount of neat resin plus and neat gel coat plus usage that corresponds to the individual factors and divide the numerator by the total amount of neat resin plus and neat gel coat plus used in that operation type as shown in Equation 2 of this section.~~

~~Where:~~

~~Actual Process Stream EF_i=actual organic HAP emissions factor for process stream i, lbs/ton;~~

~~Material_i=neat resin plus or neat gel coat plus used during the last 12 calendar months for process stream i, tons;~~

~~n=number of process streams where you calculated an organic HAP emissions factor.~~

~~(ii) You may, but are not required to, include process streams where you have demonstrated compliance as described in paragraph (a) of this section, subject to the limitations described in paragraph (a)(2) of this section, and you are not required to and should not include process streams for which you will demonstrate compliance using the procedures in paragraph (d) of this section.~~

~~(2) Compare each organic HAP emissions factor calculated in paragraph (b)(1) of this section with its corresponding organic HAP emissions limit in Table 3 or 5 to this subpart. If all emissions factors are equal to or less than their corresponding emission limits, then you are in compliance.~~

~~(c) Demonstrate compliance with a weighted average emission limit. Demonstrate each month that you meet each weighted average of the organic HAP emissions limits in Table 3 or 5 to this subpart that apply to you. When using this option, you must demonstrate compliance with the weighted average organic HAP emissions limit for all your open molding operations, and then separately demonstrate compliance with the weighted average organic HAP emissions limit for all your centrifugal casting operations. Open molding operations and centrifugal casting operations may not be averaged with each other.~~

(1) Each month calculate the weighted average organic HAP emissions limit for all open molding operations and the weighted average organic HAP emissions limit for all centrifugal casting operations for your facility for the last 12-month period to determine the organic HAP emissions limit you must meet. To do this, multiply the individual organic HAP emissions limits in Table 3 or 5 to this subpart for each open molding (centrifugal casting) operation type by the amount of neat resin plus or neat gel coat plus used in the last 12 months for each open molding (centrifugal casting) operation type, sum these results, and then divide this sum by the total amount of neat resin plus and neat gel coat plus used in open molding (centrifugal casting) over the last 12 months as shown in Equation 3 of this section.

Where:

EL_i = organic HAP emissions limit for operation type i , lbs/ton from Tables 3 or 5 to this subpart;

Material $_i$ = neat resin plus or neat gel coat plus used during the last 12-month period for operation type i , tons;

n = number of operations.

(2) Each month calculate your weighted average organic HAP emissions factor for open molding and centrifugal casting. To do this, multiply your actual open molding (centrifugal casting) operation organic HAP emissions factors calculated in paragraph (b)(1) of this section and the amount of neat resin plus and neat gel coat plus used in each open molding (centrifugal casting) operation type, sum the results, and divide this sum by the total amount of neat resin plus and neat gel coat plus used in open molding (centrifugal casting) operations as shown in Equation 4 of this section.

Where:

Actual Individual EF_i = Actual organic HAP emissions factor for operation type i , lbs/ton;

Material $_i$ = neat resin plus or neat gel coat plus used during the last 12-calendar months for operation type i , tons;

n = number of operations.

(3) Compare the values calculated in paragraphs (c)(1) and (2) of this section. If each 12-month rolling average organic HAP emissions factor is less than or equal to the corresponding 12-month rolling average organic HAP emissions limit, then you are in compliance.

(d) Meet the organic HAP emissions limit for one application method and use the same resin(s) for all application methods of that resin type. This option is limited to resins of the same type. The resin types for which this option may be used are noncorrosion-resistant, corrosion-resistant and/or high strength, and tooling.

(1) For any combination of manual resin application, mechanical resin application, filament application, or centrifugal casting, you may elect to meet the organic HAP emissions limit for any one of these application methods and use the same resin in all of the resin application methods listed in this paragraph (d)(1). Table 7 to this subpart presents the possible combinations based on a facility selecting the application process that results in the highest allowable organic HAP content resin. If the resin organic HAP content is below the applicable value shown in Table 7 to this subpart, the resin is in compliance.

(2) You may also use a weighted average organic HAP content for each application method described in paragraph (d)(1) of this section. Calculate the weighted average organic HAP content monthly. Use Equation 2 in paragraph (b)(1) of this section except substitute organic HAP content for organic HAP emissions factor. You are in compliance if the weighted average organic HAP content based on the last 12 months of resin use is less than or equal to the applicable organic HAP contents in Table 7 to this subpart.

~~(3) You may simultaneously use the averaging provisions in paragraph (b) or (c) of this section to demonstrate compliance for any operations and/or resins you do not include in your compliance demonstrations in paragraphs (d)(1) and (2) of this section. However, any resins for which you claim compliance under the option in paragraphs (d)(1) and (2) of this section may not be included in any of the averaging calculations described in paragraph (b) or (c) of this section.~~

~~(4) You do not have to keep records of resin use for any of the individual resins where you demonstrate compliance under the option in paragraph (d)(1) of this section unless you elect to include that resin in the averaging calculations described in paragraph (d)(2) of this section.~~

[70 FR 50125, Aug. 25, 2005]

General Compliance Requirements

§ 63.5835 — What are my general requirements for complying with this subpart?

~~(a) You must be in compliance at all times with the work practice standards in Table 4 to this subpart, as well as the organic HAP emissions limits in Tables 3, or 5, or the organic HAP content limits in Table 7 to this subpart, as applicable, that you are meeting without the use of add-on controls.~~

~~(c) You must always operate and maintain your affected source, including air pollution control and monitoring equipment, according to the provisions in §63.6(e)(1)(i).~~

[68 FR 19402, Apr. 21, 2003, as amended at 71 FR 20466, Apr. 20, 2006]

Testing and Initial Compliance Requirements

§ 63.5840 — By what date must I conduct a performance test or other initial compliance demonstration?

~~You must conduct performance tests, performance evaluations, design evaluations, capture efficiency testing, and other initial compliance demonstrations by the compliance date specified in Table 2 to this subpart, with three exceptions. Open molding and centrifugal casting operations that elect to meet an organic HAP emissions limit on a 12-month rolling average must initiate collection of the required data on the compliance date, and demonstrate compliance 1 year after the compliance date. New sources that use add-on controls to initially meet compliance must demonstrate compliance within 180 days after their compliance date.~~

§ 63.5860 — How do I demonstrate initial compliance with the standards?

~~(a) You demonstrate initial compliance with each organic HAP emissions standard in paragraphs (a) through (h) of §63.5805 that applies to you by using the procedures shown in Tables 8 and 9 to this subpart.~~

Continuous Compliance Requirements

§ 63.5895 — How do I monitor and collect data to demonstrate continuous compliance?

~~(c) You must collect and keep records of resin and gel coat use, organic HAP content, and operation where the resin is used if you are meeting any organic HAP emissions limits based on an organic HAP emissions limit in Tables 3 or 5 to this subpart. You must collect and keep records of resin and gel coat use, organic HAP content, and operation where the resin is used if you are averaging organic HAP content limits in Table 7 to this subpart if you are averaging organic HAP contents. Resin use records may be based on purchase records if you can reasonably estimate how the resin is applied. The organic HAP content records may be based on MSDS or on resin specifications supplied by the resin supplier.~~

~~(d) Resin and gel coat use records are not required for the individual resins and gel coats that are demonstrated, as applied, to meet their applicable emission as defined in §63.5810(a). However, you must retain the records of resin and gel coat organic HAP content, and you must include the list of these resins and gel coats and identify their application methods in your semiannual compliance reports. If after you have initially demonstrated that a specific combination of an individual resin or gel coat, application method, and controls meets its applicable emission limit, and the resin or gel coat changes or the organic HAP content increases, or you change the application method or controls, then you again must demonstrate that the individual resin or gel coat meets its emission limit as specified in paragraph (a) of §63.5810. If any of the previously mentioned changes results in a situation where an individual resin or gel coat now exceeds its applicable emission limit in Table 3 or 5 of this subpart, you must begin collecting resin and gel coat use records and calculate compliance using one of the averaging options on a 12-month rolling average.~~

[68 FR 19402, Apr. 21, 2003, as amended at 70 FR 50128, Aug. 25, 2005]

~~§ 63.5900—How do I demonstrate continuous compliance with the standards?~~

~~(a) You must demonstrate continuous compliance with each standard in §63.5805 that applies to you according to the methods specified in paragraphs (a)(1) through (3) of this section.~~

~~(2) Compliance with organic HAP emissions limits is demonstrated by maintaining an organic HAP emissions factor value less than or equal to the appropriate organic HAP emissions limit listed in Table 3 or 5 to this subpart, on a 12-month rolling average, and/or by including in each compliance report a statement that individual resins and gel coats, as applied, meet the appropriate organic HAP emissions limits, as discussed in §63.5895(d).~~

~~(3) Compliance with organic HAP content limits in Table 7 to this subpart is demonstrated by maintaining an average organic HAP content value less than or equal to the appropriate organic HAP contents listed in Table 7 to this subpart, on a 12-month rolling average, and/or by including in each compliance report a statement that resins and gel coats individually meet the appropriate organic HAP content limits in Table 7 to this subpart, as discussed in §63.5895(d).~~

~~(4) Compliance with the work practice standards in Table 4 to this subpart is demonstrated by performing the work practice required for your operation.~~

~~(b) You must report each deviation from each standard in §63.5805 that applies to you. The deviations must be reported according to the requirements in §63.5910.~~

~~(c) Except as provided in paragraph (d) of this section, during periods of startup, shutdown or malfunction, you must meet the organic HAP emissions limits and work practice standards that apply to you.~~

[68 FR 19402, Apr. 21, 2003, as amended at 70 FR 50128, Aug. 25, 2005; 71 FR 20466, Apr. 20, 2006]

~~Notifications, Reports, and Records~~

~~§ 63.5905—What notifications must I submit and when?~~

~~(a) You must submit all of the notifications in Table 13 to this subpart that apply to you by the dates specified in Table 13 to this subpart. The notifications are described more fully in 40 CFR part 63, subpart A, referenced in Table 13 to this subpart.~~

~~(b) If you change any information submitted in any notification, you must submit the changes in writing to the Administrator within 15 calendar days after the change.~~

~~§ 63.5910—What reports must I submit and when?~~

~~(a) You must submit each report in Table 14 to this subpart that applies to you.~~

~~(b) Unless the Administrator has approved a different schedule for submission of reports under §63.10(a), you must submit each report by the date specified in Table 14 to this subpart and according to paragraphs (b)(1) through (5) of this section.~~

~~(1) The first compliance report must cover the period beginning on the compliance date that is specified for your affected source in §63.5800 and ending on June 30 or December 31, whichever date is the first date following the end of the first calendar half after the compliance date that is specified for your source in §63.5800.~~

~~(2) The first compliance report must be postmarked or delivered no later than July 31 or January 31, whichever date follows the end of the first calendar half after the compliance date that is specified for your affected source in §63.5800.~~

~~(3) Each subsequent compliance report must cover the semiannual reporting period from January 1 through June 30 or the semiannual reporting period from July 1 through December 31.~~

~~(4) Each subsequent compliance report must be postmarked or delivered no later than July 31 or January 31, whichever date is the first date following the end of the semiannual reporting period.~~

~~(5) For each affected source that is subject to permitting requirements pursuant to 40 CFR part 70 or 71, and if the permitting authority has established dates for submitting semiannual reports pursuant to §70.6(a)(3)(iii)(A) or §71.6(a)(3)(iii)(A), you may submit the first and subsequent compliance reports according to the dates the permitting authority has established instead of according to the dates in paragraphs (b)(1) through (4) of this section.~~

~~(c) The compliance report must contain the information in paragraphs (c)(1) through (6) of this section:~~

~~(1) Company name and address.~~

~~(2) Statement by a responsible official with that official's name, title, and signature, certifying the truth, accuracy, and completeness of the content of the report.~~

~~(3) Date of the report and beginning and ending dates of the reporting period.~~

~~(5) If there are no deviations from any organic HAP emissions limitations (emissions limit and operating limit) that apply to you, and there are no deviations from the requirements for work practice standards in Table 4 to this subpart, a statement that there were no deviations from the organic HAP emissions limitations or work practice standards during the reporting period.~~

~~(d) For each deviation from an organic HAP emissions limitation (i.e., emissions limit and operating limit) and for each deviation from the requirements for work practice standards that occurs at an affected source where you are not using a CMS to comply with the organic HAP emissions limitations or work practice standards in this subpart, the compliance report must contain the information in paragraphs (c)(1) through (4) of this section and in paragraphs (d)(1) and (2) of this section. This includes periods of startup, shutdown, and malfunction.~~

~~(1) The total operating time of each affected source during the reporting period.~~

~~(2) Information on the number, duration, and cause of deviations (including unknown cause, if applicable), as applicable, and the corrective action taken.~~

~~(g) Each affected source that has obtained a title V operating permit pursuant to 40 CFR part 70 or 71 must report all deviations as defined in this subpart in the semiannual monitoring report required by~~

~~§70.6(a)(3)(iii)(A) or §71.6(a)(3)(iii)(A). If an affected source submits a compliance report pursuant to Table 14 to this subpart along with, or as part of, the semiannual monitoring report required by §70.6(a)(3)(iii)(A) or §71.6(a)(3)(iii)(A), and the compliance report includes all required information concerning deviations from any organic HAP emissions limitation (including any operating limit) or work practice requirement in this subpart, submission of the compliance report shall be deemed to satisfy any obligation to report the same deviations in the semiannual monitoring report. However, submission of a compliance report shall not otherwise affect any obligation the affected source may have to report deviations from permit requirements to the permitting authority.~~

~~(h) Submit compliance reports and startup, shutdown, and malfunction reports based on the requirements in Table 14 to this subpart, and not based on the requirements in §63.999.~~

~~(i) Where multiple compliance options are available, you must state in your next compliance report if you have changed compliance options since your last compliance report.~~

[68 FR 19402, Apr. 21, 2003, as amended at 70 FR 50128, Aug. 25, 2005]

§ 63.5915 — What records must I keep?

~~(a) You must keep the records listed in paragraphs (a)(1) through (3) of this section.~~

~~(1) A copy of each notification and report that you submitted to comply with this subpart, including all documentation supporting any Initial Notification or Notification of Compliance Status that you submitted, according to the requirements in §63.10(b)(2)(xiv).~~

~~(2) The records in §63.6(e)(3)(iii) through (v) related to startup, shutdown, and malfunction.~~

~~(3) Records of performance tests, design, and performance evaluations as required in §63.10(b)(2).~~

~~(c) You must keep all data, assumptions, and calculations used to determine organic HAP emissions factors or average organic HAP contents for operations listed in Tables 3, 5, and 7 to this subpart.~~

~~(d) You must keep a certified statement that you are in compliance with the work practice requirements in Table 4 to this subpart, as applicable.~~

[68 FR 19402, Apr. 21, 2003, as amended at 70 FR 50129, Aug. 25, 2005]

§ 63.5920 — In what form and how long must I keep my records?

~~(a) You must maintain all applicable records in such a manner that they can be readily accessed and are suitable for inspection according to §63.10(b)(1).~~

~~(b) As specified in §63.10(b)(1), you must keep each record for 5 years following the date of each occurrence, measurement, maintenance, corrective action, report, or record.~~

~~(c) You must keep each record onsite for at least 2 years after the date of each occurrence, measurement, maintenance, corrective action, report, or record, according to §63.10(b)(1). You can keep the records offsite for the remaining 3 years.~~

~~(d) You may keep records in hard copy or computer readable form including, but not limited to, paper, microfilm, computer floppy disk, magnetic tape, or microfiche.~~

Other Requirements and Information

§ 63.5925 — What parts of the General Provisions apply to me?

Table 15 to this subpart shows which parts of the General Provisions in §§63.1 through 63.15 apply to you.

§ 63.5930 — Who implements and enforces this subpart?

(a) This subpart can be administered by us, the EPA, or a delegated authority such as your State, local, or tribal agency. If the EPA Administrator has delegated authority to your State, local, or tribal agency, then that agency has the authority to administer and enforce this subpart. You should contact your EPA Regional Office to find out if this subpart is delegated to your State, local, or tribal agency.

(b) In delegating implementation and enforcement authority of this subpart to a State, local, or tribal agency under 40 CFR part 63, subpart E, the authorities contained in paragraph (c) of this section are not delegated.

(c) The authorities that will not be delegated to State, local, or tribal agencies are listed in paragraphs (c)(1) through (4) of this section:

(1) Approval of alternatives to the organic HAP emissions standards in §63.5805 under §63.6(g).

(2) Approval of major changes to test methods under §63.7(e)(2)(ii) and (f) and as defined in §63.90.

(3) Approval of major changes to monitoring under §63.8(f) and as defined in §63.90.

(4) Approval of major changes to recordkeeping and reporting under §63.10(f) and as defined in §63.90.

§ 63.5935 — What definitions apply to this subpart?

Terms used in this subpart are defined in the CAA, in 40 CFR 63.2, and in this section as follows:

Atomized mechanical application means application of resin or gel coat with spray equipment that separates the liquid into a fine mist. This fine mist may be created by forcing the liquid under high pressure through an elliptical orifice, bombarding a liquid stream with directed air jets, or a combination of these techniques.

Bulk molding compound (BMC) means a putty like molding compound containing resin(s) in a form that is ready to mold. In addition to resins, BMC may contain catalysts, fillers, and reinforcements. Bulk molding compound can be used in compression molding and injection molding operations to manufacture reinforced plastic composites products.

BMC manufacturing means a process that involves the preparation of BMC.

Centrifugal casting means a process for fabricating cylindrical composites, such as pipes, in which composite materials are positioned inside a rotating hollow mandrel and held in place by centrifugal forces until the part is sufficiently cured to maintain its physical shape.

Charge means the amount of SMC or BMC that is placed into a compression or injection mold necessary to complete one mold cycle.

Cleaning means removal of composite materials, such as cured and uncured resin from equipment, finished surfaces, floors, hands of employees, or any other surfaces.

Clear production gel coat means an unpigmented, quick-setting resin used to improve the surface appearance and/or performance of composites. It can be used to form the surface layer of any composites other than those used for molds in tooling operations.

~~Closed molding means a grouping of processes for fabricating composites in a way that HAP-containing materials are not exposed to the atmosphere except during the material loading stage (e.g., compression molding, injection molding, and resin transfer molding). Processes where the mold is covered with plastic (or equivalent material) prior to resin application, and the resin is injected into the covered mold are also considered closed molding.~~

~~Composite means a shaped and cured part produced by using composite materials.~~

~~Composite materials means the raw materials used to make composites. The raw materials include styrene containing resins. They may also include gel coat, monomer, catalyst, pigment, filler, and reinforcement.~~

~~Compression molding means a closed molding process for fabricating composites in which composite materials are placed inside matched dies that are used to cure the materials under heat and pressure without exposure to the atmosphere. The addition of mold paste or in-mold coating is considered part of the closed molding process. The composite materials used in this process are generally SMC or BMC.~~

~~Compression/injection molding means a grouping of processes that involves the use of compression molding and/or injection molding.~~

~~Continuous casting means a continuous process for fabricating composites in which composite materials are placed on an in-line conveyor belt to produce cast sheets that are cured in an oven.~~

~~Continuous lamination means a continuous process for fabricating composites in which composite materials are typically sandwiched between plastic films, pulled through compaction rollers, and cured in an oven. This process is generally used to produce flat or corrugated products on an in-line conveyor.~~

~~Continuous lamination/casting means a grouping of processes that involves the use of continuous lamination and/or continuous casting.~~

~~Controlled emissions means those organic HAP emissions that are vented from a control device to the atmosphere.~~

~~Corrosion-resistant gel coat means a gel coat used on a product made with a corrosion-resistant resin that has a corrosion-resistant end-use application.~~

~~Corrosion-resistant end-use applications means applications where the product is manufactured specifically for an application that requires a level of chemical inertness or resistance to chemical attack above that required for typical reinforced plastic composites products. These applications include, but are not limited to, chemical processing and storage; pulp and paper production; sewer and wastewater treatment; power generation; potable water transfer and storage; food and drug processing; pollution or odor control; metals production and plating; semiconductor manufacturing; petroleum production, refining, and storage; mining; textile production; nuclear materials storage; swimming pools; and cosmetic production, as well as end-use applications that require high strength resins.~~

~~Corrosion-resistant industry standard includes the following standards: ASME RTP-1 or Sect. X; ASTM D5364, D3299, D4097, D2996, D2997, D3262, D3517, D3754, D3840, D4024, D4160, D4161, D4162, D4184, D3982, or D3839; ANSI/AWWA C950; UL 215, 1316 or 1746, IAPMO PS 199, or written customer requirements for resistance to specified chemical environments.~~

~~Corrosion-resistant product means a product made with a corrosion-resistant resin and is manufactured to a corrosion-resistant industry standard, or a food contact industry standard, or is manufactured for corrosion-resistant end-use applications involving continuous or temporary chemical exposures.~~

~~Corrosion-resistant resin means a resin that either:~~

(1) Displays substantial retention of mechanical properties when undergoing ASTM C-581 coupon testing, where the resin is exposed for 6 months or more to one of the following materials: Material with a pH \geq 12.0 or \leq 3.0, oxidizing or reducing agents, organic solvents, or fuels or additives as defined in 40 CFR 79.2. In the coupon testing, the exposed resin needs to demonstrate a minimum of 50 percent retention of the relevant mechanical property compared to the same resin in unexposed condition. In addition, the exposed resin needs to demonstrate an increased retention of the relevant mechanical property of at least 20 percentage points when compared to a similarly exposed general purpose resin. For example, if the general purpose resin retains 45 percent of the relevant property when tested as specified above, then a corrosion resistant resin needs to retain at least 65 percent (45 percent plus 20 percent) of its property. The general purpose resin used in the test needs to have an average molecular weight of greater than 1,000, be formulated with a 1:2 ratio of maleic anhydride to phthalic anhydride and 100 percent diethylene glycol, and a styrene content between 43 to 48 percent; or

(2) Complies with industry standards that require specific exposure testing to corrosive media, such as UL 1316, UL 1746, or ASTM F-1216.

Doctor box means the box or trough on an SMC machine into which the liquid resin paste is delivered before it is metered onto the carrier film.

Filament application means an open molding process for fabricating composites in which reinforcements are fed through a resin bath and wound onto a rotating mandrel. The materials on the mandrel may be rolled out or worked by using nonmechanical tools prior to curing. Resin application to the reinforcement on the mandrel by means other than the resin bath, such as spray guns, pressure fed rollers, flow coaters, or brushes is not considered filament application.

Filled Resin means that fillers have been added to a resin such that the amount of inert substances is at least 10 percent by weight of the total resin plus filler mixture. Filler putty made from a resin is considered a filled resin.

Fillers means inert substances dispersed throughout a resin, such as calcium carbonate, alumina trihydrate, hydrous aluminum silicate, mica, feldspar, wollastonite, silica, and talc. Materials that are not considered to be fillers are glass fibers or any type of reinforcement and microspheres.

Fire retardant gel coat means a gel coat used for products for which low flame spread/low smoke resin is used.

Fluid impingement technology means a spray gun that produces an expanding non-misting curtain of liquid by the impingement of low-pressure uninterrupted liquid streams.

Food contact industry standard means a standard related to food contact application contained in Food and Drug Administration's regulations at 21 CFR 177.2420.

Gel Coat means a quick setting resin used to improve surface appearance and/or performance of composites. It can be used to form the surface layer of any composites other than those used for molds in tooling operations.

Gel coat application means a process where either clear production, pigmented production, white/off-white or tooling gel coat is applied.

HAP-containing materials storage means an ancillary process which involves keeping HAP-containing materials, such as resins, gel coats, catalysts, monomers, and cleaners, in containers or bulk storage tanks for any length of time. Containers may include small tanks, totes, vessels, and buckets.

High Performance gel coat means a gel coat used on products for which National Sanitation Foundation, United States Department of Agriculture, ASTM, durability, or other property testing is required.

~~High strength gel coat means a gel coat applied to a product that requires high strength resin.~~

~~High strength resins means polyester resins which have a casting tensile strength of 10,000 pounds per square inch or more and which are used for manufacturing products that have high strength requirements such as structural members and utility poles.~~

~~Injection molding means a closed molding process for fabricating composites in which composite materials are injected under pressure into a heated mold cavity that represents the exact shape of the product. The composite materials are cured in the heated mold cavity.~~

~~Low Flame Spread/Low Smoke Products means products that meet the following requirements. The products must meet both the applicable flame spread requirements and the applicable smoke requirements. Interior or exterior building application products must meet an ASTM E-84 Flame Spread Index of less than or equal to 25, and Smoke Developed Index of less than or equal to 450, or pass National Fire Protection Association 286 Room Corner Burn Test with no flash over and total smoke released not exceeding 1000 meters square. Mass transit application products must meet an ASTM E-162 Flame Spread Index of less than or equal to 35 and ASTM E662 Smoke Density Ds @ 1.5 minutes less than or equal to 100 and Ds @ 4 minutes less than or equal to 200. Duct application products must meet ASTM E084 Flame Spread Index less than or equal to 25 and Smoke Developed Index less than or equal to 50 on the interior and/or exterior of the duct.~~

~~Manual resin application means an open molding process for fabricating composites in which composite materials are applied to the mold by pouring or by using hands and nonmechanical tools, such as brushes and rollers. Materials are rolled out or worked by using nonmechanical tools prior to curing. The use of pressure fed rollers and flow coaters to apply resin is not considered manual resin application.~~

~~Mechanical resin application means an open molding process for fabricating composites in which composite materials (except gel coat) are applied to the mold by using mechanical tools such as spray guns, pressure fed rollers, and flow coaters. Materials are rolled out or worked by using nonmechanical tools prior to curing.~~

~~Mixing means the blending or agitation of any HAP containing materials in vessels that are 5.00 gallons (18.9 liters) or larger, and includes the mixing of putties or polyputties. Mixing may involve the blending of resin, gel coat, filler, reinforcement, pigments, catalysts, monomers, and any other additives.~~

~~Mold means a cavity or matrix into or onto which the composite materials are placed and from which the product takes its form.~~

~~Neat gel coat means the resin as purchased for the supplier, but not including any inert fillers.~~

~~Neat gel coat plus means neat gel coat plus any organic HAP containing materials that are added to the gel coat by the supplier or the facility, excluding catalysts and promoters. Neat gel coat plus does include any additions of styrene or methyl methacrylate monomer in any form, including in catalysts and promoters.~~

~~Neat resin means the resin as purchased from the supplier, but not including any inert fillers.~~

~~Neat resin plus means neat resin plus any organic HAP containing materials that are added to the resin by the supplier or the facility. Neat resin plus does not include any added filler, reinforcements, catalysts, or promoters. Neat resin plus does include any additions of styrene or methyl methacrylate monomer in any form, including in catalysts and promoters.~~

~~Nonatomized mechanical application means the use of application tools other than brushes to apply resin and gel coat where the application tool has documentation provided by its manufacturer or user that this design of the application tool has been organic HAP emissions tested, and the test results showed that use of this application tool results in organic HAP emissions that are no greater than the organic HAP emissions predicted by the applicable nonatomized application equation(s) in Table 1 to this subpart. In~~

~~addition, the device must be operated according to the manufacturer's directions, including instructions to prevent the operation of the device at excessive spray pressures. Examples of nonatomized application include flow coaters, pressure fed rollers, and fluid impingement spray guns.~~

~~*Noncorrosion-resistant resin* means any resin other than a corrosion-resistant resin or a tooling resin.~~

~~*Noncorrosion-resistant product* means any product other than a corrosion-resistant product or a mold.~~

~~*Non-routine manufacture* means that you manufacture parts to replace worn or damaged parts of a reinforced plastic composites product, or a product containing reinforced plastic composite parts, that was originally manufactured in another facility. For a part to qualify as non-routine manufacture, it must be used for repair or replacement, and the manufacturing schedule must be based on the current or anticipated repair needs of the reinforced plastic composites product, or a product containing reinforced plastic composite parts.~~

~~*Operation* means a specific process typically found at a reinforced plastic composites facility. Examples of operations are noncorrosion-resistant manual resin application, corrosion-resistant mechanical resin application, pigmented gel coat application, mixing and HAP-containing materials storage.~~

~~*Operation group* means a grouping of individual operations based primarily on mold type. Examples are open molding, closed molding, and centrifugal casting.~~

~~*Open molding* means a process for fabricating composites in a way that HAP-containing materials are exposed to the atmosphere. Open molding includes processes such as manual resin application, mechanical resin application, filament application, and gel coat application. Open molding also includes application of resins and gel coats to parts that have been removed from the open mold.~~

~~*Pigmented gel coat* means a gel coat that has a color, but does not contain 10 percent or more titanium dioxide by weight. It can be used to form the surface layer of any composites other than those used for molds in tooling operations.~~

~~*Polymer casting* means a process for fabricating composites in which composite materials are ejected from a casting machine or poured into an open, partially open, or closed mold and cured. After the composite materials are poured into the mold, they are not rolled out or worked while the mold is open, except for smoothing the material and/or vibrating the mold to remove bubbles. The composite materials may or may not include reinforcements. Products produced by the polymer casting process include cultured marble products and polymer concrete.~~

~~*Preform Injection* means a form of pultrusion where liquid resin is injected to saturate reinforcements in an enclosed system containing one or more chambers with openings only large enough to admit reinforcements. Resin, which drips out of the chamber(s) during the process, is collected in closed piping or covered troughs and then into a covered reservoir for recycle. Resin storage vessels, reservoirs, transfer systems, and collection systems are covered or shielded from the ambient air. Preform injection differs from direct die injection in that the injection chambers are not directly attached to the die.~~

~~*Prepreg materials* means reinforcing fabric received pre-coated with resin which is usually cured through the addition of heat.~~

~~*Pultrusion* means a continuous process for manufacturing composites that have a uniform cross-sectional shape. The process consists of pulling a fiber-reinforcing material through a resin impregnation chamber or bath and through a shaping die, where the resin is subsequently cured. There are several types of pultrusion equipment, such as open bath, resin injection, and direct die injection equipment.~~

~~*Repair* means application of resin or gel coat to a part to correct a defect, where the resin or gel coat application occurs after the part has gone through all the steps of its typical production process, or the application occurs outside the normal production area. For purposes of this subpart, rerouting a part back~~

~~through the normal production line, or part of the normal production line, is not considered repair.~~

~~Resin transfer molding means a process for manufacturing composites whereby catalyzed resin is transferred or injected into a closed mold in which fiberglass reinforcement has been placed.~~

~~Sheet molding compound (SMC) means a ready-to-mold putty-like molding compound that contains resin(s) processed into sheet form. The molding compound is sandwiched between a top and a bottom film. In addition to resin(s), it may also contain catalysts, fillers, chemical thickeners, mold release agents, reinforcements, and other ingredients. Sheet molding compound can be used in compression molding to manufacture reinforced plastic composites products.~~

~~Shrinkage controlled resin means a resin that when promoted, catalyzed, and filled according to the resin manufacturer's recommendations demonstrates less than 0.3 percent linear shrinkage when tested according to ASTM D2566.~~

~~SMC manufacturing means a process which involves the preparation of SMC.~~

~~Tooling gel coat means a gel coat that is used to form the surface layer of molds. Tooling gel coats generally have high heat distortion temperatures, low shrinkage, high barcol hardness, and high dimensional stability.~~

~~Tooling resin means a resin that is used to produce molds. Tooling resins generally have high heat distortion temperatures, low shrinkage, high barcol hardness, and high dimensional stability.~~

~~Uncontrolled oven organic HAP emissions means those organic HAP emissions emitted from the oven through closed vent systems to the atmosphere and not to a control device. These organic HAP emissions do not include organic HAP emissions that may escape into the workplace through the opening of panels or doors on the ovens or other similar fugitive organic HAP emissions in the workplace.~~

~~Uncontrolled wet-out area organic HAP emissions means any or all of the following: Organic HAP emissions from wet-out areas that do not have any capture and control, organic HAP emissions that escape from wet-out area enclosures, and organic HAP emissions from wet-out areas that are captured by an enclosure but are vented to the atmosphere and not to an add-on control device.~~

~~Unfilled means that there has been no addition of fillers to a resin or that less than 10 percent of fillers by weight of the total resin plus filler mixture has been added.~~

~~Vapor suppressant means an additive, typically a wax, that migrates to the surface of the resin during curing and forms a barrier to seal in the styrene and reduce styrene emissions.~~

~~Vapor suppressed resin means a resin containing a vapor suppressant added for the purpose of reducing styrene emissions during curing.~~

~~White and off white gel coat means a gel coat that contains 10 percent or more titanium dioxide by weight.~~

[68 FR 19402, Apr. 21, 2003, as amended at 70 FR 50129, Aug. 25, 2005]

Table 1 to Subpart WWWW of Part 63—Equations To Calculate Organic HAP Emissions Factors for Specific Open Molding and Centrifugal Casting Process Streams

Table 1 to Subpart WWWW of Part 63—Equations to Calculate Organic HAP Emissions Factors for Specific Open Molding and Centrifugal Casting Process Streams¹
 As specified in §63.5810, use the equations in the following table to calculate organic HAP emissions factors for specific open molding and centrifugal casting process streams.
 If your operation is a new or existing...

With...	Use this organic HAP Emissions Factor (EF) Equation for materials with less than 33 percent organic HAP (19 percent for nonatomized gel coat) ...	Use this organic HAP Emissions Factor (EF) Equation for materials with 33 percent or more organic HAP (19 percent for nonatomized gel coat) ...
1. open molding operation		
a. manual resin application		
i. nonvapor-suppressed resin	$EF = 0.126 \times \%HAP \times 2000$	$EF = \{(0.286 \times \%HAP) - 0.0529\} \times 2000$
ii. vapor-suppressed resin	$EF = 0.126 \times \%HAP \times 2000 \times \{1 - (0.5 \times VSE \text{ factor})\}$	$EF = \{(0.286 \times \%HAP) - 0.0529\} \times 2000 \times \{1 - (0.5 \times VSE \text{ factor})\}$
iii. vacuum bagging/closed-mold curing with roll-out	$EF = 0.126 \times \%HAP \times 2000 \times 0.8$	$EF = \{(0.286 \times \%HAP) - 0.0529\} \times 2000 \times 0.8$
iv. vacuum bagging/closed-mold curing without roll-out	$EF = 0.126 \times \%HAP \times 2000 \times 0.5$	$EF = \{(0.286 \times \%HAP) - 0.0529\} \times 2000 \times 0.5$
b. atomized mechanical resin application		
i. nonvapor-suppressed resin	$EF = 0.169 \times \%HAP \times 2000$	$EF = \{(0.714 \times \%HAP) - 0.18\} \times 2000$
ii. vapor-suppressed resin	$EF = 0.169 \times \%HAP \times 2000 \times \{1 - (0.45 \times VSE \text{ factor})\}$	$EF = \{(0.714 \times \%HAP) - 0.18\} \times 2000 \times \{1 - (0.45 \times VSE \text{ factor})\}$
iii. vacuum bagging/closed-mold curing with roll-out	$EF = 0.169 \times \%HAP \times 2000 \times 0.85$	$EF = \{(0.714 \times \%HAP) - 0.18\} \times 2000 \times 0.85$
iv. vacuum bagging/closed-mold curing without roll-out	$EF = 0.169 \times \%HAP \times 2000 \times 0.55$	$EF = \{(0.714 \times \%HAP) - 0.18\} \times 2000 \times 0.55$
c. nonatomized mechanical resin application		
i. nonvapor-suppressed resin	$EF = 0.107 \times \%HAP \times 2000$	$EF = \{(0.157 \times \%HAP) - 0.0155\} \times 2000$
ii. vapor-suppressed resin	$EF = 0.107 \times \%HAP \times 2000 \times \{1 - (0.45 \times VSE \text{ factor})\}$	$EF = \{(0.157 \times \%HAP) - 0.0155\} \times 2000 \times \{1 - (0.45 \times VSE \text{ factor})\}$
iii. closed-mold curing with roll-out	$EF = 0.107 \times \%HAP \times 2000 \times 0.85$	$EF = \{(0.157 \times \%HAP) - 0.0155\} \times 2000 \times 0.85$
iv. vacuum bagging/closed-mold curing without roll-out	$EF = 0.107 \times \%HAP \times 2000 \times 0.55$	$EF = \{(0.157 \times \%HAP) - 0.0155\} \times 2000 \times 0.55$
d. atomized mechanical resin application with robotic or augmented spray control	$EF = 0.169 \times \%HAP \times 2000 \times 0.77$	$EF = 0.77 \times \{(0.714 \times \%HAP) - 0.18\} \times 2000$
e. filament application ⁶		
i. nonvapor-suppressed resin	$EF = 0.184 \times \%HAP \times 2000$	$EF = \{(0.2746 \times \%HAP) - 0.0298\} \times 2000$
ii. vapor-suppressed resin	$EF = 0.12 \times \%HAP \times 2000 \times 0.55$	$EF = \{(0.2746 \times \%HAP) - 0.0298\} \times 2000 \times 0.55$
f. atomized spray gel coat application	$EF = 0.445 \times \%HAP \times 2000$	$EF = \{(1.03646 \times \%HAP) - 0.195\} \times 2000$

g. nonatomized spray gel coat application	EF = 0.185 x (HAP) x 2000	EF = ((0.4506 x (HAP) - 0.0505) x 2000
h. atomized spray gel coat application using robotic or automated spray	EF = 0.435 x (HAP) x 2000 x 0.73	EF = ((1.03646 x (HAP) - 0.195) x 2000 x 0.73
2. centrifugal casting operations	a. heated air blown through molds	EF = 0.558 x (HAP) x 2000
	b. vented molds, but air vented through the molds is not heated	EF = 0.026 x (HAP) x 2000

Footnotes to Table 1

- The equations in this table are intended for use in calculating emission factors to demonstrate compliance with the emission limits in subpart MNNW. These equations may not be the most appropriate method to calculate emission estimates for other purposes. However, this does not preclude a facility from using the equations in this table to calculate emission factors for purposes other than rule compliance if these equations are the most accurate available.
- To obtain the organic HAP emissions factor value for an operation with an add-on control device multiply the EF above by the add-on control factor calculated using Equation 1 of §63.5810. The organic HAP emissions factors have units of lbs of organic HAP per ton of resin or gel coat applied.
- Percent HAP means total weight percent of organic HAP (styrene, methyl methacrylate, and any other organic HAP) in the resin or gel coat prior to the addition of fillers, catalyst, and promoters. Input the percent HAP as a decimal, i.e., 33 percent HAP should be input as 0.33, not 33.
- The VSE factor means the percent reduction in organic HAP emissions expressed as a decimal measured by the VSE test method of appendix A to this subpart.
- This equation is based on a organic HAP emissions factor equation developed for mechanical atomized controlled spray. It may only be used for automated or robotic spray systems with atomized spray. All spray operations using hand held spray guns must use the appropriate mechanical atomized or mechanical nonatomized organic HAP emissions factor equation. Automated or robotic spray systems using nonatomized spray should use the appropriate nonatomized mechanical resin application equation.
- Applies only to filament application using an open resin bath. If resin is applied manually or with a spray gun, use the appropriate manual or mechanical application organic HAP emissions factor equation.
- These equations are for centrifugal casting operations where the mold is vented during spinning. Centrifugal casting operations where the mold is completely sealed after resin injection are considered to be closed molding operations.
- If a centrifugal casting operation uses mechanical or manual resin application techniques to apply resin to an open centrifugal casting mold, use the appropriate open molding equation with covered cure and no rollout to determine an emission factor for operations prior to the closing of the centrifugal casting mold. If the closed centrifugal casting mold is vented during spinning, use the appropriate centrifugal casting equation to calculate an emission factor for the portion of the process where spinning and cure occur. If a centrifugal casting operation uses mechanical or manual resin application techniques to apply resin to an open centrifugal casting mold, and the mold is then closed and is not vented, treat the entire operation as open molding with covered cure and no rollout to determine emission factors.

[70 FR 50129, Aug. 26, 2005]

Table 2 to Subpart WWW of Part 63—Compliance Dates for New and Existing Reinforced Plastic Composites Facilities

As required in §§63.5800 and 63.5840 you must demonstrate compliance with the standards by the dates in the following table:

If your	And...	Then you must comply by this date...
---------	--------	--------------------------------------

facility is ...		
1. An existing source	a. Is a major source on or before the publication date of this subpart	i. April 21, 2006, or ii. You must accept and meet an enforceable HAP emissions limit below the major source threshold prior to April 21, 2006.

Table 3 to Subpart WWWW of Part 63—Organic HAP Emissions Limits for Existing Open Molding Sources, New Open Molding Sources Emitting Less Than 100 TPY of HAP, and New and Existing Centrifugal Casting and Continuous Lamination/Casting Sources that Emit Less Than 100 TPY of HAP

As specified in §63.5805, you must meet the following organic HAP emissions limits that apply to you:

Table 3 to Subpart WWWW of Part 63—Organic HAP Emissions Limits for Specific Open Molding, Centrifugal Casting, Pultrusion and Continuous Lamination/Casting Operations

If your operation type is ...	And you use ...	¹Your organic HAP emissions limit is ...
1. open molding—corrosion resistant and/or high strength (CR/HS)	a. mechanical resin application b. filament application c. manual resin application	113 lb/ton. 171 lb/ton. 123 lb/ton.
2. open molding—non-CR/HS	a. mechanical resin application b. filament application c. manual resin application	88 lb/ton. 188 lb/ton. 87 lb/ton.
3. open molding—tooling	a. mechanical resin application b. manual resin application	254 lb/ton. 157 lb/ton.
4. open molding—low flame spread/low-smoke products	a. mechanical resin application b. filament application c. manual resin application	497 lb/ton. 270 lb/ton. 238 lb/ton.
5. open molding—shrinkage controlled resins ²	a. mechanical resin application b. filament application c. manual resin application	354 lb/ton. 215 lb/ton. 180 lb/ton.
6. open molding—gel coat ³	a. tooling gel coating b. white/off white pigmented gel coating c. all other pigmented gel coating d. CR/HS or high performance gel coat e. fire retardant gel coat f. clear production gel coat	440 lb/ton. 267 lb/ton. 377 lb/ton. 605 lb/ton. 854 lb/ton. 522 lb/ton.

¹Organic HAP emissions limits for open molding and centrifugal casting are expressed as lb/ton. You must be at or below these values based on a 12 month rolling average.

²This emission limit applies regardless of whether the shrinkage controlled resin is used as a production resin or a tooling resin.

³If you only apply gel coat with manual application, for compliance purposes treat the gel coat as if it were applied using atomized spray guns to determine both emission limits and emission factors. If you use multiple application methods and any portion of a specific gel coat is applied using nonatomized spray, you may use the nonatomized spray gel coat equation to calculate an emission factor for the manually applied portion of that gel coat. Otherwise, use the atomized spray gel coat application equation to calculate emission factors.

⁴For compliance purposes, calculate your emission factor using only the appropriate centrifugal casting equation in item 2 of Table 1 to this subpart, or a site specific emission factor for after the mold is closed as discussed in §63.5796.

⁵Calculate your emission factor using the appropriate open molding covered cure emission factor in item 1 of Table 1 to this subpart, or a site specific emission factor as discussed in §63.5796.

⁶Pultrusion machines that produce parts that meet the following criteria: 1,000 or more reinforcements or the glass equivalent of 1,000 ends of 113 yield roving or more; and have a cross sectional area of 60 square inches or more are not subject to this requirement. Their requirement is the work practice of air flow management which is described in Table 4 to this subpart.

[70 FR 50131, Aug. 25, 2005]

Table 4 to Subpart WWW of Part 63—Work Practice Standards

As specified in §63.5805, you must meet the work practice standards in the following table that apply to you:

Table 4 to Subpart WWW of Part 63—Work Practice Standards

For ...	You must ...
2. a new or existing cleaning operation	not use cleaning solvents that contain HAP, except that styrene may be used as a cleaner in closed systems, and organic HAP containing cleaners may be used to clean cured resin from application equipment. Application equipment includes any equipment that directly contacts resin.
3. a new or existing materials HAP containing materials storage operation	keep containers that store HAP containing materials closed or covered except during the addition or removal of materials. Bulk HAP containing materials storage tanks may be vented as necessary for safety.

¹Containers of 5 gallons or less may be open when active mixing is taking place, or during periods when they are in process (i.e., they are actively being used to apply resin). For polymer casting mixing operations, containers with a surface area of 500 square inches or less may be open while active mixing is taking place.

[70 FR 50133, Aug. 25, 2005]

Alternative Organic HAP Emissions Limits for Open Molding, Centrifugal Casting, and SMC Manufacturing Operations Where the Standards are Based on a 95 Percent Reduction Requirement

As specified in §63.5805, as an alternative to the 95 percent organic HAP emissions reductions requirement, you may meet the appropriate organic HAP emissions limits in the following table:

If your operation type is ...	And you use ...	Your organic HAP emissions limit is a ¹ ...
-------------------------------	-----------------	--

1. Open molding—corrosion resistant and/or high strength (CR/HS)	a. Mechanical resin application	6 lb/ton.
—	b. Filament application	9 lb/ton.
—	c. Manual resin application	7 lb/ton.
2. Open molding—non-CR/HS	a. mechanical resin application	13 lb/ton.
—	b. Filament application	10 lb/ton.
—	c. Manual resin application	5 lb/ton.
3. Open molding—tooling	a. Mechanical resin application	13 lb/ton.
—	b. Manual resin application	8 lb/ton.
4. Open molding—low flame spread/low smoke products	a. Mechanical resin application	25 lb/ton.
—	b. Filament application	14 lb/ton.
—	c. Manual resin application	12 lb/ton.
5. Open molding—shrinkage-controlled resins	a. Mechanical resin application	18 lb/ton.
—	b. Filament application	11 lb/ton.
—	c. Manual resin application	9 lb/ton.
6. Open molding—gel coat ²	a. Tooling gel coating	22 lb/ton.
—	b. White/off white pigmented gel coating	22 lb/ton.
—	c. All other pigmented gel coating	19 lb/ton.
—	d. CR/HS or high performance gel coat	31 lb/ton.
—	e. Fire retardant gel coat	43 lb/ton.
—	f. Clear production gel coat	27 lb/ton.

¹Organic HAP emissions limits for open molding and centrifugal casting expressed as lb/ton are calculated using the equations shown in Table 1 to this subpart. You must be at or below these values based on a 12-month rolling average.

²These limits are for spray application of gel coat. Manual gel coat application must be included as part of spray gel coat application for compliance purposes using the same organic HAP emissions factor equation and organic HAP emissions limit. If you only apply gel coat with manual application, treat the manually applied gel coat as if it were applied with atomized spray for compliance determinations.

³Centrifugal casting operations where the mold is not vented during spinning and cure are considered to be closed molding and are not subject to any emissions limit. Centrifugal casting operations where the mold is not vented during spinning and cure, and the resin is applied to the open centrifugal casting mold using mechanical or manual open molding resin application techniques are considered to be open molding operations and the appropriate open molding emission limits apply.

⁴Centrifugal casting operations where the mold is vented during spinning and the resin is applied to the open centrifugal casting mold using mechanical or manual open molding resin application techniques, use the appropriate centrifugal casting emission limit to determine compliance. Calculate your emission factor using the appropriate centrifugal casting emission factor in Table 1 to this subpart, or a site specific emission factor as discussed in §63.5796.

Table 7 to Subpart WWW of Part 63—Options Allowing Use of the Same Resin Across Different Operations That Use the Same Resin Type

As specified in §63.5810(d), when electing to use the same resin(s) for multiple resin application methods, you may use any resin(s) with an organic HAP content less than or equal to the values shown in the following table, or any combination of resins whose weighted average organic HAP content based on a 12-month rolling average is less than or equal to the values shown the following table:

If your facility has the following resin type and application method . . .	The highest resin weight is* * * percent organic HAP content, or weighted average weight percent organic HAP content, you can use for . . .	is . . .
1. CR/HS resins, centrifugal casting ^{1,2}	a. CR/HS mechanical	³ 48.0
—	b. CR/HS filament application	48.0
—	c. CR/HS manual	48.0
2. CR/HS resins, nonatomized mechanical	a. CR/HS filament application	46.4
—	b. CR/HS manual	46.4
3. CR/HS resins, filament application	CR/HS manual	42.0
4. non-CR/HS resins, filament application	a. non-CR/HS mechanical	³ 45.0
—	b. non-CR/HS manual	45.0
—	c. non-CR/HS centrifugal casting ^{1,2}	45.0
5. non-CR/HS resins, nonatomized mechanical	a. non-CR/HS manual	38.5
—	b. non-CR/HS centrifugal casting ^{1,2}	38.5
6. non-CR/HS resins, centrifugal casting ^{1,2}	non-CR/HS manual	37.5
7. tooling resins, nonatomized mechanical	tooling manual	91.4
8. tooling resins, manual	tooling atomized mechanical	45.9

¹If the centrifugal casting operation blows heated air through the molds, then 95 percent capture and control must be used if the facility wishes to use this compliance option.

²If the centrifugal casting molds are not vented, the facility may treat the centrifugal casting operations as if they were vented if they wish to use this compliance option.

³Nonatomized mechanical application must be used.

[70 FR 50133, Aug. 25, 2005]

Table 8 to Subpart WWW of Part 63—Initial Compliance With Organic HAP Emissions Limits

As specified in §63.5860(a), you must demonstrate initial compliance with organic HAP emissions limits as specified in the following table:

For . . .	That must meet the following organic HAP emissions limit . . .	You have demonstrated initial compliance if . . .
------------------	---	--

1. open molding and centrifugal casting operations	a. an organic HAP emissions limit shown in Tables 3 or 5 to this subpart, or an organic HAP content limit shown in Table 7 to this subpart	i. you have met the appropriate organic HAP emissions limits for these operations as calculated using the procedures in §63.5810 on a 12-month rolling average 1 year after the appropriate compliance date, and/or ii. you demonstrate that any individual resins or gel coats not included in (i) above, as applied, meet their applicable emission limits, or iii. you demonstrate using the appropriate values in Table 7 to this subpart that the weighted average of all resins and gel coats for each resin type and application method meet the appropriate organic HAP contents.
2. open molding centrifugal casting, continuous lamination/casting, SMC and BMC manufacturing, and mixing operations	a. reduce total organic HAP emissions by at least 95 percent by weight	total organic HAP emissions, based on the results of the capture efficiency and destruction efficiency testing specified in Table 6 to this subpart, are reduced by at least 95 percent by weight.

[70 FR 50134, Aug. 25, 2005]

Table 9 to Subpart WWW of Part 63—Initial Compliance With Work Practice Standards

As specified in §63.5860(a), you must demonstrate initial compliance with work practice standards as specified in the following table:

For...	That must meet the following standards...	You have demonstrated initial compliance if...
2. a new or existing cleaning operation	not use cleaning solvents that contain HAP, except that styrene may be used in closed systems, and organic HAP-containing materials may be used to clean cured resin from application equipment. Application equipment includes any equipment that directly contacts resin between storage and applying resin to the mold or reinforcement	the owner or operator submits a certified statement in the notice of compliance status that all cleaning materials, except styrene contained in closed systems, or materials used to clean cured resin from application equipment, contain no HAP.
3. a new or existing materials HAP-containing materials storage operation	keep containers that store HAP-containing materials closed or covered except during the addition or removal of materials. Bulk HAP-containing materials storage tanks may be vented as necessary for safety	the owner or operator submits a certified statement in the notice of compliance status that all HAP-containing storage containers are kept closed or covered except when adding or removing materials, and that any bulk storage tanks are vented only as necessary for safety.

[70 FR 50135, Aug. 25, 2005]

Table 13 to Subpart WWW of Part 63—Applicability and Timing of Notifications

As required in §63.5905(a), you must determine the applicable notifications and submit them by the dates shown in the following table:

If your facility ...	You must submit ...	By this date ...
1. Is an existing source subject to this subpart	An Initial Notification containing the information specified in §63.9(b)(2)	No later than the dates specified in §63.9(b)(2).
3. Qualifies for a compliance extension as specified in §63.9(c)	A request for a compliance extension as specified in §63.9(c)	No later than the dates specified in §63.6(i).
4. Is complying with organic HAP emissions limit averaging provisions	A Notification of Compliance Status as specified in §63.9(h)	No later than 1 year plus 30 days after your facility's compliance date.
5. Is complying with organic HAP content limits, application equipment requirements, or organic HAP emissions limit other than organic HAP emissions limit averaging	A Notification of Compliance Status as specified in §63.9(h)	No later than 30 calendar days after your facility's compliance date.

Table 14 to Subpart WWW of Part 63—Requirements for Reports

As required in §63.5910(a), (b), (g), and (h), you must submit reports on the schedule shown in the following table:

You must submit a(n)	The report must contain ...	You must submit the report ...
1. Compliance report	a. A statement that there were no deviations during that reporting period if there were no deviations from any emission limitations (emission limit, operating limit, opacity limit, and visible emission limit) that apply to you and there were no deviations from the requirements for work practice standards in Table 4 to this subpart that apply to you. If there were no periods during which the CMS, including CEMS, and operating parameter monitoring systems, was out of control as specified in §63.8(c)(7), the report must also contain a statement that there were no periods during which the CMS was out of control during the reporting period	Semiannually according to the requirements in §63.5910(b).
—	b. The information in §63.5910(d) if you have a deviation from any emission limitation (emission limit, operating limit, or work practice standard) during the reporting period. If there were periods during which the CMS, including CEMS, and operating parameter monitoring systems, was out of control, as specified in §63.8(c)(7), the report must contain the information in §63.5910(e)	Semiannually according to the requirements in §63.5910(b).
—	c. The information in §63.10(d)(5)(i) if you had a startup, shutdown or malfunction during the reporting period, and you took actions consistent with your startup, shutdown, and malfunction plan	Semiannually according to the requirements in §63.5910(b).

SECTION D.2 FACILITY OPERATION CONDITIONS

Facility Description [326 IAC 2-7-5(15)]: Surface Coating

- (c) One (1) surface coating facility, identified as ACC, constructed in 2003, capacity: 0.40 motor homes per hour or an equivalent number of towed units, consisting of:
- (1) One (1) prep area, identified as Prep 1, for hand wiping parts with a solvent, exhausting inside. This is a plastic coating facility under 40 CFR 63, Subpart PPPP.
 - (2) One (1) coating area, identified as Spray Area 1, equipped with high volume, low pressure (HVLP) or spray guns at least as efficient, and air atomized spray guns for repairs only, utilizing dry filters for overspray control, exhausting to stacks S-1, S-2, S-3 and S-4. This is a plastic coating facility under 40 CFR 63, Subpart PPPP.
 - (3) One (1) coating area, identified as Spray Area 2, equipped with high volume, low pressure (HVLP) spray guns or spray guns at least as efficient, and air atomized spray guns for repairs only, utilizing dry filters for overspray control, exhausting to stacks S-3 and S-4. This is a plastic coating facility under 40 CFR 63, Subpart PPPP.
 - (4) One (1) repair area, identified as Repair 1, equipped with air atomized spray guns, exhausting inside, using less than five (5) gallons of coatings per day. This is a plastic coating facility under 40 CFR 63, Subpart PPPP.
- (d) **One (1) coating area, identified as Spray Area 3, permitted in 2012, equipped with high volume, low pressure (HVLP) or spray guns at least as efficient, and air atomized spray guns for repairs only, utilizing dry filters for overspray control, exhausting to stack S-5. This is a plastic coating facility under 40 CFR 63, Subpart PPPP.**

(The information describing the process contained in this facility description box is descriptive information and does not constitute enforceable conditions.)

D.2.1 Volatile Organic Compounds (VOC) [326 IAC 8-1-6]

Pursuant to Significant Permit Modification 039-16983-00519 and 326 IAC 8-1-6 (New facilities; general reduction requirements), issued March 13, 2003, BACT for this facility ACC has been determined to be as follows:

- (a) All coatings, except coatings for repair only, will be applied using high volume, low pressure (HVLP) spray equipment or a spray applicator as efficient or more efficient than a HVLP spray applicator.

...

D.2.2 Volatile Organic Compounds (VOC) [326 IAC 8-1-6][326 IAC 2-2]

- (a) **In order to render 326 IAC 8-1-6 and 326 IAC 2-2 not applicable to Spray Area 3, the total VOC usage in coatings and cleanup solvents used at the surface coating facility Spray Area 3 shall be limited to less than 25 tons per twelve (12) consecutive month period, with compliance determined at the end of each month.**
- (b) **In order to render 326 IAC 2-2 not applicable, the total VOC usage in coatings and cleanup solvents used at the surface coating facilities identified as ACC shall be limited to no more than 50.0 tons per twelve (12) consecutive month period, with compliance determined at the end of each month.**

Compliance with these limits, in conjunction with the VOC emissions from all other emission units at this source shall ensure that the source-wide VOC potential to emit remains below 250 tons per twelve (12) consecutive month period, rendering 326 IAC 2-2

(Prevention of Significant Deterioration) not applicable to the source.

D.2.23 Particulate [326 IAC 6-3-2(d)]

Pursuant to 326 IAC 6-3-2(d), particulate from the ~~one (1)~~ surface coating ~~facility~~ **facilities** (Prep 1, Spray Area 1, Spray Area 2, Repair 1, **Spray Area 3**) shall be controlled by a dry particulate filter, waterwash, or an equivalent control device, and the Permittee shall operate the control device in accordance with manufacturer's specifications.

D.2.34 Preventive Maintenance Plan [326 IAC 2-7-5(13)]

~~A Preventive Maintenance Plan, in accordance with Section B - Preventive Maintenance Plan, of this permit, is required for the one (1) surface coating facility and its control devices. A~~ **Preventive Maintenance Plan is required for these facilities and their control devices. Section B - Preventive Maintenance Plan contains the Permittee's obligation with regard to the preventive maintenance plan required by this condition.**

D.2.45 Volatile Organic Compounds (VOC) [326 IAC 8-1-4] [326 IAC 8-1-2(a)]

Compliance with the VOC content and usage limitations contained in Conditions D.2.1(c), D.2.1(d), **and D.2.2** shall be determined pursuant to 326 IAC 8-1-4(a)(3) and 326 IAC 8-1-2(a) by preparing or obtaining from the manufacturer the copies of the "as supplied" and "as applied" VOC data sheets. IDEM, OAQ, reserves the authority to determine compliance using Method 24 in conjunction with the analytical procedures specified in 326 IAC 8-1-4.

D.2.67 Monitoring

- (a) Daily inspections shall be performed to verify the placement, integrity and particle loading of the filters. To monitor the performance of the dry filters, weekly observations shall be made of the overspray from the surface coating stacks (S-1, S-2, S-3, ~~and S-4 and S-5~~) while one or more of the booths are in operation. ~~If a condition exists which should result in a response step, the Permittee shall take reasonable response steps in accordance with Section C - Response to Excursions or Exceedances. Failure to take response steps in accordance with Section C - Response to Excursions or Exceedances, shall be considered a deviation from this permit.~~ **Section C - Response to Excursions or Exceedances shall be followed whenever a condition exists which should result in a response step. Failure to take response steps in accordance with Section C - Response to Excursions or Exceedances, shall be considered a deviation from this permit.**
- (b) Monthly inspections shall be performed of the coating emissions from the stacks and the presence of overspray on the rooftops and the nearby ground. ~~When there is a noticeable change in overspray emissions, or when evidence of overspray emissions is observed, the Permittee shall take reasonable response steps in accordance with Section C - Response to Excursions or Exceedances. Failure to take response steps in accordance with Section C - Response to Excursions or Exceedances, shall be considered a deviation from this permit.~~ **Section C - Response to Excursions or Exceedances for this unit shall contain troubleshooting contingency and response steps for when a noticeable change in overspray emission, or evidence of overspray emission is observed. Section C - Response to Excursions or Exceedances shall be followed whenever a condition exists which should result in a response step. Failure to take response steps in accordance with Section C - Response to Excursions or Exceedances, shall be considered a deviation from this permit.**

D.2.78 Record Keeping Requirements

- (a) To document **the compliance status** with Conditions D.2.1 **and D.2.2**, the Permittee shall maintain records in accordance with (1) through (6) below. Records maintained for (1) through (6) shall be taken monthly and shall be complete and sufficient to establish compliance with the VOC usage limits and content limits established in Conditions D.2.1 **and D.2.2**. Records necessary to demonstrate compliance shall be available within thirty

- (30) days of the end of each compliance period.
- (1) The VOC content of each coating material and solvent used.
 - (2) The amount of coating material and solvent less water used on monthly basis.
 - (A) Records shall include purchase orders, invoices, and material safety data sheets (MSDS) necessary to verify the type and amount used.
 - (B) Solvent usage records shall differentiate between those added to coatings and those used as cleanup solvents.
 - (3) The volume weighted VOC content of the coatings used for each consecutive twelve (12) month period for each type of coating (primer, base coat or clear coat). During a twelve (12) month period when each coating used of a specific type has a VOC content less than the limit stated in Condition D.2.1(d), the maximum VOC content may be recorded in place of the calculated actual volume weighted VOC content, for that type of coating.
 - (4) The cleanup solvent usage for each month;
 - (5) The total VOC usage for each month; and
 - (6) The weight of VOCs emitted for each compliance period.
- (b) To document **the compliance status** with Conditions ~~D.2.2~~ **D.2.3** and ~~D.2.6~~ **D.2.7**, the Permittee shall maintain a log of weekly overspray observations, and daily and monthly inspections.
- (c) ~~All records shall be maintained in accordance with Section C - General Record Keeping Requirements, of this permit.~~ **Section C - General Record Keeping Requirements, contains the Permittee's obligations with regard to the records required by this condition.**

D.2.89 Reporting Requirements

A quarterly summary of the information to document compliance with Conditions D.2.1(c) and **D.2.2** shall be submitted to the address listed in ~~Section C - General Reporting Requirements, of this permit,~~ using the reporting forms located at the end of this permit, or their equivalent, within thirty (30) days after the end of the quarter being reported. **Section C - General Reporting contains the Permittee's obligation with regard to the reporting required by this condition.** The report submitted by the Permittee does require the certification by the "responsible official" as defined by 326 IAC 2-7-1(34).

National Emission Standards for Hazardous Air Pollutants (NESHAP) Requirements [326 IAC 2-7-5(1)]

D.2.9 General Provisions Relating to NESHAP PPPP [326 IAC 20-1] [40 CFR Part 63, Subpart A]

~~Pursuant to 40 CFR 63.4501, the Permittee shall comply with the provisions of 40 CFR Part 63, Subpart A - General Provisions, which are incorporated by reference as 326 IAC 20-1-1 for the one (1) surface coating facility (Prep 1, Spray Area 1, Spray Area 2, Repair 1) as specified in Table 2 of 40 CFR Part 63, Subpart PPPP in accordance with schedule in 40 CFR 63, Subpart PPPP.~~

D.2.10 NESHAP PPPP Requirements [40 CFR Part 63, Subpart PPPP] [326 IAC 20-81]

~~Pursuant to CFR Part 63, Subpart PPPP, the Permittee shall comply with the provisions of 40 CFR Part 63, PPPP, which are incorporated by reference as 326 IAC 20-81 for the one (1) surface coating facility (Prep 1, Spray Area 1, Spray Area 2, Repair 1) as specified as follows:~~

What This Subpart Covers

§ 63.4480 — What is the purpose of this subpart?

This subpart establishes national emission standards for hazardous air pollutants (NESHAP) for plastic parts and products surface coating facilities. This subpart also establishes requirements to demonstrate initial and continuous compliance with the emission limitations.

§ 63.4481 — Am I subject to this subpart?

(a) Plastic parts and products include, but are not limited to, plastic components of the following types of products as well as the products themselves: Motor vehicle parts and accessories for automobiles, trucks, recreational vehicles; sporting and recreational goods; toys; business machines; laboratory and medical equipment; and household and other consumer products. Except as provided in paragraph (c) of this section, the source category to which this subpart applies is the surface coating of any plastic parts or products, as described in paragraph (a)(1) of this section, and it includes the subcategories listed in paragraphs (a)(2) through (5) of this section.

(1) Surface coating is the application of coating to a substrate using, for example, spray guns or dip tanks. When application of coating to a substrate occurs, then surface coating also includes associated activities, such as surface preparation, cleaning, mixing, and storage. However, these activities do not comprise surface coating if they are not directly related to the application of the coating. Coating application with handheld, non-refillable aerosol containers, touch-up markers, marking pens, or the application of paper film or plastic film which may be pre-coated with an adhesive by the manufacturer are not coating operations for the purposes of this subpart.

(2) The general use coating subcategory includes all surface coating operations that are not automotive lamp coating operations, thermoplastic olefin (TPO) coating operations, or assembled on-road vehicle coating operations.

(3) The automotive lamp coating subcategory includes the surface coating of plastic components of the body of an exterior automotive lamp including, but not limited to, headlamps, tail lamps, turn signals, and marker (clearance) lamps; typical coatings used are reflective argent coatings and clear topcoats. This subcategory does not include the coating of interior automotive lamps, such as dome lamps and instrument panel lamps.

(4) The TPO coating subcategory includes the surface coating of TPO substrates; typical coatings used are adhesion promoters, color coatings, clear coatings and topcoats. The coating of TPO substrates on fully assembled on-road vehicles is not included in the TPO coating subcategory.

(5) The assembled on-road vehicle coating subcategory includes surface coating of fully assembled motor vehicles and trailers intended for on-road use, including, but not limited to: automobiles, light-duty trucks, heavy-duty trucks, and busses that have been repaired after a collision or otherwise repainted; fleet-delivery trucks; and motor homes and other recreational vehicles (including camping trailers and fifth wheels). This subcategory also includes the incidental coating of parts, such as radiator grilles, that are removed from the fully assembled on-road vehicle to facilitate concurrent coating of all parts associated with the vehicle. The assembled on-road vehicle coating subcategory does not include the surface coating of plastic parts prior to their attachment to an on-road vehicle on an original equipment manufacturer's (OEM) assembly line. The assembled on-road vehicle coating subcategory also does not include the use of adhesives, sealants, and caulks used in assembling on-road vehicles. Body fillers used to correct small surface defects and rubbing compounds used to remove surface scratches are not considered coatings subject to this subpart.

(b) You are subject to this subpart if you own or operate a new, reconstructed, or existing affected source, as defined in §63.4482, that uses 378 liters (100 gallons (gal)) per year, or more, of coatings that contain hazardous air pollutants (HAP) in the surface coating of plastic parts and products defined in paragraph

~~(a) of this section; and that is a major source, is located at a major source, or is part of a major source of emissions of HAP. A major source of HAP emissions is any stationary source or group of stationary sources located within a contiguous area and under common control that emits or has the potential to emit any single HAP at a rate of 9.07 megagrams (Mg) (10 tons) or more per year or any combination of HAP at a rate of 22.68 Mg (25 tons) or more per year. You do not need to include coatings that meet the definition of non-HAP coating contained in §63.4581 in determining whether you use 378 liters (100 gallons) per year, or more, of coatings in the surface coating of plastic parts and products.~~

~~(c) This subpart does not apply to surface coating or a coating operation that meets any of the criteria of paragraphs (c)(1) through (16) of this section.~~

~~(6) In-mold coating operations or gel-coating operations in the manufacture of reinforced plastic composite parts that meet the applicability criteria for reinforced plastics composites production (subpart WWWW of this part).~~

[69 FR 20990, Apr. 19, 2004, as amended at 69 FR 22660, April 26, 2004; 71 FR 76927, Dec. 22, 2006]

~~§ 63.4482 What parts of my plant does this subpart cover?~~

~~(a) This subpart applies to each new, reconstructed, and existing affected source within each of the four subcategories listed in §63.4481(a).~~

~~(b) The affected source is the collection of all of the items listed in paragraphs (b)(1) through (4) of this section that are used for surface coating of plastic parts and products within each subcategory.~~

~~(1) All coating operations as defined in §63.4581;~~

~~(2) All storage containers and mixing vessels in which coatings, thinners and/or other additives, and cleaning materials are stored or mixed;~~

~~(3) All manual and automated equipment and containers used for conveying coatings, thinners and/or other additives, and cleaning materials; and~~

~~(4) All storage containers and all manual and automated equipment and containers used for conveying waste materials generated by a coating operation.~~

~~(c) An affected source is a new source if it meets the criteria in paragraph (c)(1) of this section and the criteria in either paragraph (c)(2) or (3) of this section.~~

~~(1) You commenced the construction of the source after December 4, 2002 by installing new coating equipment.~~

~~(2) The new coating equipment is used to coat plastic parts and products at a source where no plastic parts surface coating was previously performed.~~

~~(3) The new coating equipment is used to perform plastic parts and products coating in a subcategory that was not previously performed.~~

~~§ 63.4483 When do I have to comply with this subpart?~~

The date by which you must comply with this subpart is called the compliance date. The compliance date for each type of affected source is specified in paragraphs (a) through (c) of this section. The compliance date begins the initial compliance period during which you conduct the initial compliance demonstration described in §§63.4540, 63.4550, and 63.4560.

~~(a) For a new or reconstructed affected source, the compliance date is the applicable date in paragraph (a)(1) or (2) of this section:~~

~~(1) If the initial startup of your new or reconstructed affected source is before April 19, 2004, the compliance date is April 19, 2004.~~

~~(d) You must meet the notification requirements in §63.4510 according to the dates specified in that section and in subpart A of this part. Some of the notifications must be submitted before the compliance dates described in paragraphs (a) through (c) of this section.~~

Emission Limitations

§ 63.4490 — What emission limits must I meet?

~~(a) For a new or reconstructed affected source, you must limit organic HAP emissions to the atmosphere from the affected source to the applicable limit specified in paragraphs (a)(1) through (4) of this section, except as specified in paragraph (c) of this section, determined according to the requirements in §63.4541, §63.4551, or §63.4561.~~

~~(1) For each new general use coating affected source, limit organic HAP emissions to no more than 0.16 kg (0.16 lb) organic HAP emitted per kg (lb) coating solids used during each 12-month compliance period.~~

~~(2) For each new automotive lamp coating affected source, limit organic HAP emissions to no more than 0.26 kg (0.26 lb) organic HAP emitted per kg (lb) coating solids used during each 12-month compliance period.~~

~~(3) For each new TPO coating affected source, limit organic HAP emissions to no more than 0.22 kg (0.22 lb) organic HAP emitted per kg (lb) coating solids used during each 12-month compliance period.~~

~~(4) For each new assembled on-road vehicle coating affected source, limit organic HAP emissions to no more than 1.34 kg (1.34 lb) organic HAP emitted per kg (lb) coating solids used during each 12-month compliance period.~~

~~(c) If your facility's surface coating operations meet the applicability criteria of more than one of the subcategory emission limits specified in paragraphs (a) or (b) of this section, you may comply separately with each subcategory emission limit or comply using one of the alternatives in paragraph (c)(1) or (2) of this section.~~

~~(1) If the general use or TPO surface coating operations subject to only one of the emission limits specified in paragraphs (a)(1), (a)(3), (b)(1), or (b)(3) of this section account for 90 percent or more of the surface coating activity at your facility (*i.e.*, it is the predominant activity at your facility), then compliance with that emission limitation for all surface coating operations constitutes compliance with the other applicable emission limitations. You must use kg (lb) of solids used as a measure of relative surface coating activity over a representative period of operation. You may estimate the relative mass of coating solids used from parameters other than coating consumption and mass solids content (*e.g.*, design specifications for the parts or products coated and the number of items produced). The determination of predominant activity must accurately reflect current and projected coating operations and must be verifiable through appropriate documentation. The use of parameters other than coating consumption and mass solids content must be approved by the Administrator. You may use data for any reasonable time period of at least 1 year in determining the relative amount of coating activity, as long as they represent the way the source will continue to operate in the future and are approved by the Administrator. You must determine the predominant activity at your facility and submit the results of that determination with the initial notification required by §63.4510(b). Additionally, you must determine the facility's predominant activity annually and include the determination in the next semi-annual compliance report required by §63.4520(a).~~

~~(2) You may calculate and comply with a facility-specific emission limit as described in paragraphs (c)(2)(i) through (iii) of this section. If you elect to comply using the facility-specific emission limit alternative, then compliance with the facility-specific emission limit and the emission limitations in this subpart for all surface coating operations constitutes compliance with this and other applicable surface coating NESHAP. In calculating a facility-specific emission limit, you must include coating activities that meet the applicability criteria of the other subcategories and constitute more than 1 percent of total coating activities. Coating activities that meet the applicability criteria of other surface coating NESHAP but comprise less than 1 percent of coating activities need not be included in the determination of predominant activity but must be included in the compliance calculation.~~

~~(i) You are required to calculate the facility-specific emission limit for your facility when you submit the notification of compliance status required in §63.4510(c), and on a monthly basis afterward using the coating data for the relevant 12-month compliance period.~~

~~(ii) Use Equation 1 of this section to calculate the facility-specific emission limit for your surface coating operations for each 12-month compliance period.~~

$$\text{Facility - Specific Emission Limit} = \frac{\sum_{i=1}^n (\text{Limit}_i)(\text{Solids}_i)}{\sum_{i=1}^n (\text{Solids}_i)} \quad (\text{Eq. 1})$$

Where:

Facility specific emission limit = Facility specific emission limit for each 12-month compliance period, kg (lb) organic HAP per kg (lb) coating solids used.

Limit_i = The new source or existing source emission limit applicable to coating operation, i, included in the facility-specific emission limit, converted to kg (lb) organic HAP per kg (lb) coating solids used, if the emission limit is not already in those units. All emission limits included in the facility-specific emission limit must be in the same units.

Solids_i = The kg (lb) of solids used in coating operation, i, in the 12-month compliance period that is subject to emission limit, i. You may estimate the mass of coating solids used from parameters other than coating consumption and mass solids content (e.g., design specifications for the parts or products coated and the number of items produced). The use of parameters other than coating consumption and mass solids content must be approved by the Administrator.

n = The number of different coating operations included in the facility-specific emission limit.

~~(iii) If you need to convert an emission limit in another surface coating NESHAP from kg (lb) organic HAP per liter (gallon) coating solids used to kg (lb) organic HAP per kg (lb) coating solids used, you must use the default solids density of 1.50 kg solids per liter coating solids (12.5 lb solids per gal solids).~~

§ 63.4491—What are my options for meeting the emission limits?

You must include all coatings (as defined in §63.4581), thinners and/or other additives, and cleaning materials used in the affected source when determining whether the organic HAP emission rate is equal to or less than the applicable emission limit in §63.4490. To make this determination, you must use at least one of the three compliance options listed in paragraphs (a) through (c) of this section. You may apply any of the compliance options to an individual coating operation, or to multiple coating operations as a group, or to the entire affected source. You may use different compliance options for different coating operations, or at different times on the same coating operation. You may employ different compliance options when different coatings are applied to the same part, or when the same coating is

~~applied to different parts. However, you may not use different compliance options at the same time on the same coating operation. If you switch between compliance options for any coating operation or group of coating operations, you must document this switch as required by §63.4530(c), and you must report it in the next semiannual compliance report required in §63.4520.~~

~~(b) *Emission rate without add-on controls option.* Demonstrate that, based on the coatings, thinners and/or other additives, and cleaning materials used in the coating operation(s), the organic HAP emission rate for the coating operation(s) is less than or equal to the applicable emission limit in §63.4490, calculated as a rolling 12-month emission rate and determined on a monthly basis. You must meet all the requirements of §§63.4550, 63.4551, and 63.4552 to demonstrate compliance with the emission limit using this option.~~

§ 63.4492 — What operating limits must I meet?

~~(a) For any coating operation(s) on which you use the compliant material option or the emission rate without add-on controls option, you are not required to meet any operating limits.~~

§ 63.4493 — What work practice standards must I meet?

~~(a) For any coating operation(s) on which you use the compliant material option or the emission rate without add-on controls option, you are not required to meet any work practice standards.~~

~~(c) As provided in §63.6(g), we, the U.S. Environmental Protection Agency, may choose to grant you permission to use an alternative to the work practice standards in this section.~~

General Compliance Requirements

§ 63.4500 — What are my general requirements for complying with this subpart?

~~(a) You must be in compliance with the emission limitations in this subpart as specified in paragraphs (a)(1) and (2) of this section.~~

~~(1) Any coating operation(s) for which you use the compliant material option or the emission rate without add-on controls option, as specified in §63.4491(a) and (b), must be in compliance with the applicable emission limit in §63.4490 at all times.~~

~~(b) You must always operate and maintain your affected source, including all air pollution control and monitoring equipment you use for purposes of complying with this subpart, according to the provisions in §63.6(e)(1)(i).~~

[69 FR 20990, Apr. 19, 2004, as amended at 71 FR 20465, Apr. 20, 2006]

§ 63.4501 — What parts of the General Provisions apply to me?

~~Table 2 to this subpart shows which parts of the General Provisions in §§63.1 through 63.15 apply to you.~~

Notifications, Reports, and Records

§ 63.4510 — What notifications must I submit?

~~(a) *General.* You must submit the notifications in §§63.7(b) and (c), 63.8(f)(4), and 63.9(b) through (e) and (h) that apply to you by the dates specified in those sections, except as provided in paragraphs (b) and (c) of this section.~~

~~(b) *Initial notification.* You must submit the initial notification required by §63.9(b) for a new or~~

~~reconstructed affected source no later than 120 days after initial startup or 120 days after April 19, 2004, whichever is later. For an existing affected source, you must submit the initial notification no later than 1 year after April 19, 2004. If you are using compliance with the Surface Coating of Automobiles and Light-Duty Trucks NESHAP (subpart IIII of this part) as provided for under §63.4481(d) to constitute compliance with this subpart for any or all of your plastic parts coating operations, then you must include a statement to this effect in your initial notification, and no other notifications are required under this subpart in regard to those plastic parts coating operations. If you are complying with another NESHAP that constitutes the predominant activity at your facility under §63.4481(e)(2) to constitute compliance with this subpart for your plastic parts coating operations, then you must include a statement to this effect in your initial notification, and no other notifications are required under this subpart in regard to those plastic parts coating operations.~~

~~(c) Notification of compliance status. You must submit the notification of compliance status required by §63.9(h) no later than 30 calendar days following the end of the initial compliance period described in §63.4540, §63.4550, or §63.4560 that applies to your affected source. The notification of compliance status must contain the information specified in paragraphs (c)(1) through (11) of this section and in §63.9(h).~~

~~(1) Company name and address.~~

~~(2) Statement by a responsible official with that official's name, title, and signature, certifying the truth, accuracy, and completeness of the content of the report.~~

~~(3) Date of the report and beginning and ending dates of the reporting period. The reporting period is the initial compliance period described in §63.4540, §63.4550, or §63.4560 that applies to your affected source.~~

~~(4) Identification of the compliance option or options specified in §63.4491 that you used on each coating operation in the affected source during the initial compliance period.~~

~~(5) Statement of whether or not the affected source achieved the emission limitations for the initial compliance period.~~

~~(6) If you had a deviation, include the information in paragraphs (c)(6)(i) and (ii) of this section.~~

~~(i) A description and statement of the cause of the deviation.~~

~~(ii) If you failed to meet the applicable emission limit in §63.4490, include all the calculations you used to determine the kg (lb) organic HAP emitted per kg (lb) coating solids used. You do not need to submit information provided by the materials' suppliers or manufacturers, or test reports.~~

~~(7) For each of the data items listed in paragraphs (c)(7)(i) through (iv) of this section that is required by the compliance option(s) you used to demonstrate compliance with the emission limit, include an example of how you determined the value, including calculations and supporting data. Supporting data may include a copy of the information provided by the supplier or manufacturer of the example coating or material, or a summary of the results of testing conducted according to §63.4541(a), (b), or (c). You do not need to submit copies of any test reports.~~

~~(i) Mass fraction of organic HAP for one coating, for one thinner and/or other additive, and for one cleaning material.~~

~~(ii) Mass fraction of coating solids for one coating.~~

~~(iii) Density for one coating, one thinner and/or other additive, and one cleaning material, except that if you use the compliant material option, only the example coating density is required.~~

~~(iv) The amount of waste materials and the mass of organic HAP contained in the waste materials for which you are claiming an allowance in Equation 1 of §63.4551.~~

~~(8) The calculation of kg (lb) organic HAP emitted per kg (lb) coating solids used for the compliance option(s) you used, as specified in paragraphs (c)(8)(i) through (iii) of this section.~~

~~(i) For the compliant material option, provide an example calculation of the organic HAP content for one coating, using Equation 1 of §63.4541.~~

~~(ii) For the emission rate without add-on controls option, provide the calculation of the total mass of organic HAP emissions for each month; the calculation of the total mass of coating solids used each month; and the calculation of the 12-month organic HAP emission rate using Equations 1 and 1A through 1C, 2, and 3, respectively, of §63.4551.~~

~~(10) If you are complying with a single emission limit representing the predominant activity under §63.4490 (c)(1), include the calculations and supporting information used to demonstrate that this emission limit represents the predominant activity as specified in §63.4490(c)(1).~~

~~(11) If you are complying with a facility specific emission limit under §63.4490(c)(2), include the calculation of the facility specific emission limit and any supporting information as specified in §63.4490(c)(2).~~

[69 FR 20990, Apr. 19, 2004, as amended at 69 FR 22661, Apr. 26, 2004]

§ 63.4520 — What reports must I submit?

~~(a) *Semiannual compliance reports.* You must submit semiannual compliance reports for each affected source according to the requirements of paragraphs (a)(1) through (7) of this section. The semiannual compliance reporting requirements may be satisfied by reports required under other parts of the Clean Air Act (CAA), as specified in paragraph (a)(2) of this section.~~

~~(1) *Dates.* Unless the Administrator has approved or agreed to a different schedule for submission of reports under §63.10(a), you must prepare and submit each semiannual compliance report according to the dates specified in paragraphs (a)(1)(i) through (iv) of this section. Note that the information reported for each of the months in the reporting period will be based on the last 12 months of data prior to the date of each monthly calculation.~~

~~(i) The first semiannual compliance report must cover the first semiannual reporting period which begins the day after the end of the initial compliance period described in §63.4540, §63.4550, or §63.4560 that applies to your affected source and ends on June 30 or December 31, whichever date is the first date following the end of the initial compliance period.~~

~~(ii) Each subsequent semiannual compliance report must cover the subsequent semiannual reporting period from January 1 through June 30 or the semiannual reporting period from July 1 through December 31.~~

~~(iii) Each semiannual compliance report must be postmarked or delivered no later than July 31 or January 31, whichever date is the first date following the end of the semiannual reporting period.~~

~~(iv) For each affected source that is subject to permitting regulations pursuant to 40 CFR part 70 or 40 CFR part 71, and if the permitting authority has established dates for submitting semiannual reports pursuant to 40 CFR 70.6(a)(3)(iii)(A) or 40 CFR 71.6(a)(3)(iii)(A), you may submit the first and subsequent compliance reports according to the dates the permitting authority has established instead of according to the date specified in paragraph (a)(1)(iii) of this section.~~

~~(2) Inclusion with title V report.~~ Each affected source that has obtained a title V operating permit pursuant to 40 CFR part 70 or 40 CFR part 71 must report all deviations as defined in this subpart in the semiannual monitoring report required by 40 CFR 70.6(a)(3)(iii)(A) or 40 CFR 71.6(a)(3)(iii)(A). If an affected source submits a semiannual compliance report pursuant to this section along with, or as part of, the semiannual monitoring report required by 40 CFR 70.6(a)(3)(iii)(A) or 40 CFR 71.6(a)(3)(iii)(A), and the semiannual compliance report includes all required information concerning deviations from any emission limitation in this subpart, its submission will be deemed to satisfy any obligation to report the same deviations in the semiannual monitoring report. However, submission of a semiannual compliance report shall not otherwise affect any obligation the affected source may have to report deviations from permit requirements to the permitting authority.

~~(3) General requirements.~~ The semiannual compliance report must contain the information specified in paragraphs (a)(3)(i) through (vii) of this section, and the information specified in paragraphs (a)(4) through (7) and (c)(1) of this section that is applicable to your affected source.

~~(i) Company name and address.~~

~~(ii) Statement by a responsible official with that official's name, title, and signature, certifying the truth, accuracy, and completeness of the content of the report.~~

~~(iii) Date of report and beginning and ending dates of the reporting period.~~ The reporting period is the 6-month period ending on June 30 or December 31. Note that the information reported for each of the 6 months in the reporting period will be based on the last 12 months of data prior to the date of each monthly calculation.

~~(iv) Identification of the compliance option or options specified in §63.4491 that you used on each coating operation during the reporting period.~~ If you switched between compliance options during the reporting period, you must report the beginning and ending dates for each option you used.

~~(v) If you used the emission rate without add-on controls or the emission rate with add-on controls compliance option (§63.4491(b) or (c)), the calculation results for each rolling 12-month organic HAP emission rate during the 6-month reporting period.~~

~~(vi) If you used the predominant activity alternative (§63.4490(c)(1)), include the annual determination of predominant activity if it was not included in the previous semi-annual compliance report.~~

~~(vii) If you used the facility-specific emission limit alternative (§63.4490(c)(2)), include the calculation of the facility-specific emission limit for each 12-month compliance period during the 6-month reporting period.~~

~~(4) No deviations.~~ If there were no deviations from the emission limitations in §§63.4490, 63.4492, and 63.4493 that apply to you, the semiannual compliance report must include a statement that there were no deviations from the emission limitations during the reporting period. If you used the emission rate with add-on controls option and there were no periods during which the continuous parameter monitoring systems (CPMS) were out of control as specified in §63.8(c)(7), the semiannual compliance report must include a statement that there were no periods during which the CPMS were out of control during the reporting period.

~~(5) Deviations: Compliant material option.~~ If you used the compliant material option and there was a deviation from the applicable organic HAP content requirements in §63.4490, the semiannual compliance report must contain the information in paragraphs (a)(5)(i) through (iv) of this section.

~~(i) Identification of each coating used that deviated from the applicable emission limit, and each thinner and/or other additive, and cleaning material used that contained organic HAP, and the dates and time periods each was used.~~

~~(ii) The calculation of the organic HAP content (using Equation 1 of §63.4541) for each coating identified in paragraph (a)(5)(i) of this section. You do not need to submit background data supporting this calculation (e.g., information provided by coating suppliers or manufacturers, or test reports).~~

~~(iii) The determination of mass fraction of organic HAP for each thinner and/or other additive, and cleaning material identified in paragraph (a)(5)(i) of this section. You do not need to submit background data supporting this calculation (e.g., information provided by material suppliers or manufacturers, or test reports).~~

~~(iv) A statement of the cause of each deviation.~~

~~(6) Deviations: Emission rate without add-on controls option. If you used the emission rate without add-on controls option and there was a deviation from the applicable emission limit in §63.4490, the semiannual compliance report must contain the information in paragraphs (a)(6)(i) through (iii) of this section.~~

~~(i) The beginning and ending dates of each compliance period during which the 12-month organic HAP emission rate exceeded the applicable emission limit in §63.4490.~~

~~(ii) The calculations used to determine the 12-month organic HAP emission rate for the compliance period in which the deviation occurred. You must submit the calculations for Equations 1, 1A through 1C, 2, and 3 of §63.4551; and if applicable, the calculation used to determine mass of organic HAP in waste materials according to §63.4551(e)(4). You do not need to submit background data supporting these calculations (e.g., information provided by materials suppliers or manufacturers, or test reports).~~

~~(iii) A statement of the cause of each deviation.~~

§ 63.4530 — What records must I keep?

You must collect and keep records of the data and information specified in this section. Failure to collect and keep these records is a deviation from the applicable standard.

~~(a) A copy of each notification and report that you submitted to comply with this subpart, and the documentation supporting each notification and report. If you are using the predominant activity alternative under §63.4490(c), you must keep records of the data and calculations used to determine the predominant activity. If you are using the facility-specific emission limit alternative under §63.4490(c), you must keep records of the data used to calculate the facility-specific emission limit for the initial compliance demonstration. You must also keep records of any data used in each annual predominant activity determination and in the calculation of the facility-specific emission limit for each 12-month compliance period included in the semi-annual compliance reports.~~

~~(b) A current copy of information provided by materials suppliers or manufacturers, such as manufacturer's formulation data, or test data used to determine the mass fraction of organic HAP and density for each coating, thinner and/or other additive, and cleaning material, and the mass fraction of coating solids for each coating. If you conducted testing to determine mass fraction of organic HAP, density, or mass fraction of coating solids, you must keep a copy of the complete test report. If you use information provided to you by the manufacturer or supplier of the material that was based on testing, you must keep the summary sheet of results provided to you by the manufacturer or supplier. You are not required to obtain the test report or other supporting documentation from the manufacturer or supplier.~~

~~(c) For each compliance period, the records specified in paragraphs (c)(1) through (4) of this section.~~

~~(1) A record of the coating operations on which you used each compliance option and the time periods (beginning and ending dates and times) for each option you used.~~

~~(2) For the compliant material option, a record of the calculation of the organic HAP content for each coating, using Equation 1 of §63.4541.~~

~~(3) For the emission rate without add-on controls option, a record of the calculation of the total mass of organic HAP emissions for the coatings, thinners and/or other additives, and cleaning materials used each month using Equations 1, 1A through 1C, and 2 of §63.4551 and, if applicable, the calculation used to determine mass of organic HAP in waste materials according to §63.4551(e)(4); the calculation of the total mass of coating solids used each month using Equation 2 of §63.4551; and the calculation of each 12-month organic HAP emission rate using Equation 3 of §63.4551.~~

~~(d) A record of the name and mass of each coating, thinner and/or other additive, and cleaning material used during each compliance period. If you are using the compliant material option for all coatings at the source, you may maintain purchase records for each material used rather than a record of the mass used.~~

~~(e) A record of the mass fraction of organic HAP for each coating, thinner and/or other additive, and cleaning material used during each compliance period.~~

~~(f) A record of the mass fraction of coating solids for each coating used during each compliance period.~~

~~(g) If you use an allowance in Equation 1 of §63.4551 for organic HAP contained in waste materials sent to or designated for shipment to a treatment, storage, and disposal facility (TSDf) according to §63.4551(e)(4), you must keep records of the information specified in paragraphs (g)(1) through (3) of this section.~~

~~(1) The name and address of each TSDf to which you sent waste materials for which you use an allowance in Equation 1 of §63.4551, a statement of which subparts under 40 CFR parts 262, 264, 265, and 266 apply to the facility; and the date of each shipment.~~

~~(2) Identification of the coating operations producing waste materials included in each shipment and the month or months in which you used the allowance for these materials in Equation 1 of §63.4551.~~

~~(3) The methodology used in accordance with §63.4551(e)(4) to determine the total amount of waste materials sent to or the amount collected, stored, and designated for transport to a TSDf each month; and the methodology to determine the mass of organic HAP contained in these waste materials. This must include the sources for all data used in the determination, methods used to generate the data, frequency of testing or monitoring, and supporting calculations and documentation, including the waste manifest for each shipment.~~

~~(h) You must keep records of the date, time, and duration of each deviation.~~

§ 63.4531—In what form and for how long must I keep my records?

~~(a) Your records must be in a form suitable and readily available for expeditious review, according to §63.10(b)(1). Where appropriate, the records may be maintained as electronic spreadsheets or as a database.~~

~~(b) As specified in §63.10(b)(1), you must keep each record for 5 years following the date of each occurrence, measurement, maintenance, corrective action, report, or record.~~

~~(c) You must keep each record on-site for at least 2 years after the date of each occurrence, measurement, maintenance, corrective action, report, or record according to §63.10(b)(1). You may keep the records off-site for the remaining 3 years.~~

Compliance Requirements for the Compliant Material Option

§ 63.4550—By what date must I conduct the initial compliance demonstration?

You must complete the initial compliance demonstration for the initial compliance period according to the requirements of §63.4551. The initial compliance period begins on the applicable compliance date specified in §63.4483 and ends on the last day of the 12th month following the compliance date. If the compliance date occurs on any day other than the first day of a month, then the initial compliance period extends through the end of that month plus the next 12 months. You must determine the mass of organic HAP emissions and mass of coating solids used each month and then calculate an organic HAP emission rate at the end of the initial compliance period. The initial compliance demonstration includes the calculations according to §63.4551 and supporting documentation showing that during the initial compliance period the organic HAP emission rate was equal to or less than the applicable emission limit in §63.4490.

§ 63.4551 — How do I demonstrate initial compliance with the emission limitations?

You may use the emission rate without add-on controls option for any individual coating operation, for any group of coating operations in the affected source, or for all the coating operations in the affected source. You must use either the compliant material option or the emission rate with add-on controls option for any coating operation in the affected source for which you do not use this option. To demonstrate initial compliance using the emission rate without add-on controls option, the coating operation or group of coating operations must meet the applicable emission limit in §63.4490, but is not required to meet the operating limits or work practice standards in §§63.4492 and 63.4493, respectively. You must conduct a separate initial compliance demonstration for each general use, TPO, automotive lamp, and assembled on-road vehicle coating operation unless you are demonstrating compliance with a predominant activity or facility-specific emission limit as provided in §63.4490(c). If you are demonstrating compliance with a predominant activity or facility-specific emission limit as provided in §63.4490(c), you must demonstrate that all coating operations included in the predominant activity determination or calculation of the facility-specific emission limit comply with that limit. You must meet all the requirements of this section. When calculating the organic HAP emission rate according to this section, do not include any coatings, thinners and/or other additives, or cleaning materials used on coating operations for which you use the compliant material option or the emission rate with add-on controls option. You do not need to redetermine the mass of organic HAP in coatings, thinners and/or other additives, or cleaning materials that have been reclaimed on-site (or reclaimed off-site if you have documentation showing that you received back the exact same materials that were sent off-site) and reused in the coating operation for which you use the emission rate without add-on controls option. If you use coatings, thinners and/or other additives, or cleaning materials that have been reclaimed on-site, the amount of each used in a month may be reduced by the amount of each that is reclaimed. That is, the amount used may be calculated as the amount consumed to account for materials that are reclaimed.

(a) Determine the mass fraction of organic HAP for each material. Determine the mass fraction of organic HAP for each coating, thinner and/or other additive, and cleaning material used during each month according to the requirements in §63.4541(a).

(b) Determine the mass fraction of coating solids. Determine the mass fraction of coating solids (kg (lb) of coating solids per kg (lb) of coating) for each coating used during each month according to the requirements in §63.4541(b).

(c) Determine the density of each material. Determine the density of each liquid coating, thinner and/or other additive, and cleaning material used during each month from test results using ASTM Method D1475-98, "Standard Test Method for Density of Liquid Coatings, Inks, and Related Products" (incorporated by reference, see §63.14), information from the supplier or manufacturer of the material, or reference sources providing density or specific gravity data for pure materials. If there is disagreement between ASTM Method D1475-98 and other such information sources, the test results will take precedence unless, after consultation you demonstrate to the satisfaction of the enforcement agency that the formulation data are correct. If you purchase materials or monitor consumption by weight instead of volume, you do not need to determine material density. Instead, you may use the material weight in place of the combined terms for density and volume in Equations 1A, 1B, 1C, and 2 of this section.

(d) Determine the volume of each material used. Determine the volume (liters) of each coating, thinner

~~and/or other additive, and cleaning material used during each month by measurement or usage records. If you purchase materials or monitor consumption by weight instead of volume, you do not need to determine the volume of each material used. Instead, you may use the material weight in place of the combined terms for density and volume in Equations 1A, 1B, 1C, and 2 of this section.~~

~~(e) Calculate the mass of organic HAP emissions. The mass of organic HAP emissions is the combined mass of organic HAP contained in all coatings, thinners and/or other additives, and cleaning materials used during each month minus the organic HAP in certain waste materials. Calculate the mass of organic HAP emissions using Equation 1 of this section.~~

$$H_e = A + B + C - R_w \quad (\text{Eq. 1})$$

Where:

~~H_e = Total mass of organic HAP emissions during the month, kg.~~

~~A = Total mass of organic HAP in the coatings used during the month, kg, as calculated in Equation 1A of this section.~~

~~B = Total mass of organic HAP in the thinners and/or other additives used during the month, kg, as calculated in Equation 1B of this section.~~

~~C = Total mass of organic HAP in the cleaning materials used during the month, kg, as calculated in Equation 1C of this section.~~

~~R_w = Total mass of organic HAP in waste materials sent or designated for shipment to a hazardous waste TSD facility for treatment or disposal during the month, kg, determined according to paragraph (e)(4) of this section. (You may assign a value of zero to R_w if you do not wish to use this allowance.)~~

(1) Calculate the kg organic HAP in the coatings used during the month using Equation 1A of this section:

$$A = \sum_{i=1}^m (Vol_{e,i}) (D_{e,i}) (W_{e,i}) \quad (\text{Eq. 1A})$$

Where:

~~A = Total mass of organic HAP in the coatings used during the month, kg.~~

~~Vol_{e,i} = Total volume of coating, i, used during the month, liters.~~

~~D_{e,i} = Density of coating, i, kg coating per liter coating.~~

~~W_{e,i} = Mass fraction of organic HAP in coating, i, kg organic HAP per kg coating. For reactive adhesives as defined in §63.4581, use the mass fraction of organic HAP that is emitted as determined using the method in appendix A to this subpart.~~

~~m = Number of different coatings used during the month.~~

(2) Calculate the kg of organic HAP in the thinners and/or other additives used during the month using Equation 1B of this section:

$$B = \sum_{j=1}^n (Vol_{t,j}) (D_{t,j}) (W_{t,j}) \quad (Eq. 1B)$$

Where:

~~B = Total mass of organic HAP in the thinners and/or other additives used during the month, kg.~~

~~Vol_{t,j} = Total volume of thinner and/or other additive, j, used during the month, liters.~~

~~D_{t,j} = Density of thinner and/or other additive, j, kg per liter.~~

~~W_{t,j} = Mass fraction of organic HAP in thinner and/or other additive, j, kg organic HAP per kg thinner and/or other additive. For reactive adhesives as defined in §63.4581, use the mass fraction of organic HAP that is emitted as determined using the method in appendix A to this subpart.~~

~~n = Number of different thinners and/or other additives used during the month.~~

~~(3) Calculate the kg organic HAP in the cleaning materials used during the month using Equation 1C of this section:~~

$$C = \sum_{k=1}^p (Vol_{s,k}) (D_{s,k}) (W_{s,k}) \quad (Eq. 1C)$$

Where:

~~C = Total mass of organic HAP in the cleaning materials used during the month, kg.~~

~~Vol_{s,k} = Total volume of cleaning material, k, used during the month, liters.~~

~~D_{s,k} = Density of cleaning material, k, kg per liter.~~

~~W_{s,k} = Mass fraction of organic HAP in cleaning material, k, kg organic HAP per kg material.~~

~~p = Number of different cleaning materials used during the month.~~

~~(4) If you choose to account for the mass of organic HAP contained in waste materials sent or designated for shipment to a hazardous waste TSDF in Equation 1 of this section, then you must determine the mass according to paragraphs (e)(4)(i) through (iv) of this section.~~

~~(i) You may only include waste materials in the determination that are generated by coating operations in the affected source for which you use Equation 1 of this section and that will be treated or disposed of by a facility that is regulated as a TSDF under 40 CFR part 262, 264, 265, or 266. The TSDF may be either off-site or on-site. You may not include organic HAP contained in wastewater.~~

~~(ii) You must determine either the amount of the waste materials sent to a TSDF during the month or the amount collected and stored during the month and designated for future transport to a TSDF. Do not include in your determination any waste materials sent to a TSDF during a month if you have already included them in the amount collected and stored during that month or a previous month.~~

~~(iii) Determine the total mass of organic HAP contained in the waste materials specified in paragraph (e)(4)(ii) of this section.~~

(iv) You must document the methodology you use to determine the amount of waste materials and the total mass of organic HAP they contain, as required in §63.4530(g). If waste manifests include this information, they may be used as part of the documentation of the amount of waste materials and mass of organic HAP contained in them.

(f) Calculate the total mass of coating solids used. Determine the total mass of coating solids used, kg, which is the combined mass of coating solids for all the coatings used during each month, using Equation 2 of this section:

$$M_{st} = \sum_{i=1}^m (\text{Vol}_{c,i}) (D_{c,i}) (M_{s,i}) \quad (\text{Eq. 2})$$

Where:

M_{st} = Total mass of coating solids used during the month, kg.

$\text{Vol}_{c,i}$ = Total volume of coating, i, used during the month, liters.

$D_{c,i}$ = Density of coating, i, kgs per liter coating, determined according to §63.4551(c).

$M_{s,i}$ = Mass fraction of coating solids for coating, i, kgs solids per kg coating, determined according to §63.4541(b).

m = Number of coatings used during the month.

(g) Calculate the organic HAP emission rate. Calculate the organic HAP emission rate for the compliance period, kg (lb) organic HAP emitted per kg (lb) coating solids used, using Equation 3 of this section:

$$H_{yr} = \frac{\sum_{y=1}^n H_e}{\sum_{y=1}^n M_{st}} \quad (\text{Eq. 3})$$

Where:

H_{yr} = Average organic HAP emission rate for the compliance period, kg organic HAP emitted per kg coating solids used.

H_e = Total mass of organic HAP emissions from all materials used during month, y, kg, as calculated by Equation 1 of this section.

M_{st} = Total mass of coating solids used during month, y, kg, as calculated by Equation 2 of this section.

y = Identifier for months.

n = Number of full or partial months in the compliance period (for the initial compliance period, n equals 12 if the compliance date falls on the first day of a month; otherwise n equals 13; for all following compliance periods, n equals 12).

(h) Compliance demonstration. The organic HAP emission rate for the initial compliance period calculated using Equation 3 of this section must be less than or equal to the applicable emission limit for each subcategory in §63.4490 or the predominant activity or facility specific emission limit allowed in

~~§63.4490(c). You must keep all records as required by §§63.4530 and 63.4531. As part of the notification of compliance status required by §63.4510, you must identify the coating operation(s) for which you used the emission rate without add-on controls option and submit a statement that the coating operation(s) was (were) in compliance with the emission limitations during the initial compliance period because the organic HAP emission rate was less than or equal to the applicable emission limit in §63.4490, determined according to the procedures in this section.~~

~~§ 63.4552 How do I demonstrate continuous compliance with the emission limitations?~~

~~(a) To demonstrate continuous compliance, the organic HAP emission rate for each compliance period, determined according to §63.4551(a) through (g), must be less than or equal to the applicable emission limit in §63.4490. A compliance period consists of 12 months. Each month after the end of the initial compliance period described in §63.4550 is the end of a compliance period consisting of that month and the preceding 11 months. You must perform the calculations in §63.4551(a) through (g) on a monthly basis using data from the previous 12 months of operation. If you are complying with a facility-specific emission limit under §63.4490(c), you must also perform the calculation using Equation 1 in §63.4490(c)(2) on a monthly basis using the data from the previous 12 months of operation.~~

~~(b) If the organic HAP emission rate for any 12-month compliance period exceeded the applicable emission limit in §63.4490, this is a deviation from the emission limitation for that compliance period and must be reported as specified in §§63.4510(c)(6) and 63.4520(a)(6).~~

~~(c) As part of each semiannual compliance report required by §63.4520, you must identify the coating operation(s) for which you used the emission rate without add-on controls option. If there were no deviations from the emission limitations, you must submit a statement that the coating operation(s) was (were) in compliance with the emission limitations during the reporting period because the organic HAP emission rate for each compliance period was less than or equal to the applicable emission limit in §63.4490, determined according to §63.4551(a) through (g).~~

~~(d) You must maintain records as specified in §§63.4530 and 63.4531.~~

Other Requirements and Information

~~§ 63.4580 Who implements and enforces this subpart?~~

~~(a) This subpart can be implemented and enforced by us, the U.S. Environmental Protection Agency (EPA), or a delegated authority such as your State, local, or tribal agency. If the Administrator has delegated authority to your State, local, or tribal agency, then that agency (as well as the EPA) has the authority to implement and enforce this subpart. You should contact your EPA Regional Office to find out if implementation and enforcement of this subpart is delegated to your State, local, or tribal agency.~~

~~(b) In delegating implementation and enforcement authority of this subpart to a State, local, or tribal agency under subpart E of this part, the authorities contained in paragraph (c) of this section are retained by the Administrator and are not transferred to the State, local, or tribal agency.~~

~~(c) The authorities that will not be delegated to State, local, or tribal agencies are listed in paragraphs (c)(1) through (4) of this section:~~

~~(1) Approval of alternatives to the requirements in §§63.4481 through 4483 and §§63.4490 through 4493.~~

~~(2) Approval of major alternatives to test methods under §63.7(e)(2)(ii) and (f) and as defined in §63.90.~~

~~(3) Approval of major alternatives to monitoring under §63.8(f) and as defined in §63.90.~~

~~(4) Approval of major alternatives to recordkeeping and reporting under §63.10(f) and as defined in~~

~~§63.90.~~

~~§ 63.4581—What definitions apply to this subpart?~~

~~Terms used in this subpart are defined in the CAA, in 40 CFR 63.2, and in this section as follows:~~

~~*Additive* means a material that is added to a coating after purchase from a supplier (e.g., catalysts, activators, accelerators).~~

~~*Add-on control* means an air pollution control device, such as a thermal oxidizer or carbon adsorber, that reduces pollution in an air stream by destruction or removal before discharge to the atmosphere.~~

~~*Adhesive, adhesive coating* means any chemical substance that is applied for the purpose of bonding two surfaces together. Products used on humans and animals, adhesive tape, contact paper, or any other product with an adhesive incorporated onto or in an inert substrate shall not be considered adhesives under this subpart.~~

~~*Assembled on-road vehicle coating* means any coating operation in which coating is applied to the surface of some component or surface of a fully assembled motor vehicle or trailer intended for on-road use including, but not limited to, components or surfaces on automobiles and light-duty trucks that have been repaired after a collision or otherwise repainted, fleet delivery trucks, and motor homes and other recreational vehicles (including camping trailers and fifth wheels). Assembled on-road vehicle coating includes the concurrent coating of parts of the assembled on-road vehicle that are painted off-vehicle to protect systems, equipment, or to allow full coverage. Assembled on-road vehicle coating does not include surface coating operations that meet the applicability criteria of the Automobiles and Light-Duty Trucks NESHAP. Assembled on-road vehicle coating also does not include the use of adhesives, sealants, and caulks used in assembling on-road vehicles.~~

~~*Automotive lamp coating* means any coating operation in which coating is applied to the surface of some component of the body of an exterior automotive lamp, including the application of reflective argent coatings and clear topcoats. Exterior automotive lamps include head lamps, tail lamps, turn signals, brake lights, and side marker lights. Automotive lamp coating does not include any coating operation performed on an assembled on-road vehicle.~~

~~*Capture device* means a hood, enclosure, room, floor sweep, or other means of containing or collecting emissions and directing those emissions into an add-on air pollution control device.~~

~~*Capture efficiency or capture system efficiency* means the portion (expressed as a percentage) of the pollutants from an emission source that is delivered to an add-on control device.~~

~~*Capture system* means one or more capture devices intended to collect emissions generated by a coating operation in the use of coatings or cleaning materials, both at the point of application and at subsequent points where emissions from the coatings and cleaning materials occur, such as flashoff, drying, or curing. As used in this subpart, multiple capture devices that collect emissions generated by a coating operation are considered a single capture system.~~

~~*Cleaning material* means a solvent used to remove contaminants and other materials, such as dirt, grease, oil, and dried or wet coating (e.g., depainting), from a substrate before or after coating application or from equipment associated with a coating operation, such as spray booths, spray guns, racks, tanks, and hangers. Thus, it includes any cleaning material used on substrates or equipment or both.~~

~~*Coating* means a material applied to a substrate for decorative, protective, or functional purposes. Such materials include, but are not limited to, paints, sealants, liquid plastic coatings, caulks, inks, adhesives, and maskants. Decorative, protective, or functional materials that consist only of protective oils for metal, acids, bases, or any combination of these substances, or paper film or plastic film which may be pre-~~

coated with an adhesive by the film manufacturer, are not considered coatings for the purposes of this subpart. A liquid plastic coating means a coating made from fine particle-size polyvinyl chloride (PVC) in solution (also referred to as a plastisol).

Coating operation means equipment used to apply cleaning materials to a substrate to prepare it for coating application (surface preparation) or to remove dried coating; to apply coating to a substrate (coating application) and to dry or cure the coating after application; or to clean coating operation equipment (equipment cleaning). A single coating operation may include any combination of these types of equipment, but always includes at least the point at which a given quantity of coating or cleaning material is applied to a given part and all subsequent points in the affected source where organic HAP are emitted from the specific quantity of coating or cleaning material on the specific part. There may be multiple coating operations in an affected source. Coating application with handheld, non-refillable aerosol containers, touch-up markers, or marking pens is not a coating operation for the purposes of this subpart.

Coatings solids means the nonvolatile portion of the coating that makes up the dry film.

Continuous parameter monitoring system (CPMS) means the total equipment that may be required to meet the data acquisition and availability requirements of this subpart, used to sample, condition (if applicable), analyze, and provide a record of coating operation, or capture system, or add-on control device parameters.

Controlled coating operation means a coating operation from which some or all of the organic HAP emissions are routed through an emission capture system and add-on control device.

Deviation means any instance in which an affected source subject to this subpart, or an owner or operator of such a source:

(1) Fails to meet any requirement or obligation established by this subpart including but not limited to, any emission limit or operating limit or work practice standard;

(2) Fails to meet any term or condition that is adopted to implement an applicable requirement in this subpart and that is included in the operating permit for any affected source required to obtain such a permit; or

(3) Fails to meet any emission limit, or operating limit, or work practice standard in this subpart during startup, shutdown, or malfunction, regardless of whether or not such failure is permitted by this subpart.

Emission limitation means the aggregate of all requirements associated with a compliance option including emission limit, operating limit, work practice standard, etc.

Enclosure means a structure that surrounds a source of emissions and captures and directs the emissions to an add-on control device.

Exempt compound means a specific compound that is not considered a VOC due to negligible photochemical reactivity. The exempt compounds are listed in 40 CFR 51.100(s).

Facility maintenance means the routine repair or renovation (including the surface coating) of the tools, equipment, machinery, and structures that comprise the infrastructure of the affected facility and that are necessary for the facility to function in its intended capacity.

General use coating means any coating operation that is not an automotive lamp, TPO, or assembled on-road vehicle coating operation.

Hobby shop means any surface coating operation, located at an affected source, that is used exclusively

~~for personal, noncommercial purposes by the affected source's employees or assigned personnel.~~

~~*Manufacturer's formulation data* means data on a material (such as a coating) that are supplied by the material manufacturer based on knowledge of the ingredients used to manufacture that material, rather than based on testing of the material with the test methods specified in §63.4541. Manufacturer's formulation data may include, but are not limited to, information on density, organic HAP content, volatile organic matter content, and coating solids content.~~

~~*Mass fraction of coating solids* means the ratio of the mass of solids (also known as the mass of nonvolatiles) to the mass of a coating in which it is contained; kg of coating solids per kg of coating.~~

~~*Mass fraction of organic HAP* means the ratio of the mass of organic HAP to the mass of a material in which it is contained, expressed as kg of organic HAP per kg of material.~~

~~*Month* means a calendar month or a pre-specified period of 28 days to 35 days to allow for flexibility in recordkeeping when data are based on a business accounting period.~~

~~*Non-HAP coating* means, for the purposes of this subpart, a coating that contains no more than 0.1 percent by mass of any individual organic HAP that is an OSHA-defined carcinogen as specified in 29 CFR 1910.1200(d)(4) and no more than 1.0 percent by mass for any other individual HAP.~~

~~*Organic HAP content* means the mass of organic HAP emitted per mass of coating solids used for a coating calculated using Equation 1 of §63.4541. The organic HAP content is determined for the coating in the condition it is in when received from its manufacturer or supplier and does not account for any alteration after receipt. For reactive adhesives in which some of the HAP react to form solids and are not emitted to the atmosphere, organic HAP content is the mass of organic HAP that is emitted, rather than the organic HAP content of the coating as it is received.~~

~~*Permanent total enclosure (PTE)* means a permanently installed enclosure that meets the criteria of Method 204 of appendix M, 40 CFR part 51, for a PTE and that directs all the exhaust gases from the enclosure to an add-on control device.~~

~~*Personal watercraft* means a vessel (boat) which uses an inboard motor powering a water jet pump as its primary source of motive power and which is designed to be operated by a person or persons sitting, standing, or kneeling on the vessel, rather than in the conventional manner of sitting or standing inside the vessel.~~

~~*Plastic part and product* means any piece or combination of pieces of which at least one has been formed from one or more resins. Such pieces may be solid, porous, flexible or rigid.~~

~~*Protective oil* means an organic material that is applied to metal for the purpose of providing lubrication or protection from corrosion without forming a solid film. This definition of protective oil includes, but is not limited to, lubricating oils, evaporative oils (including those that evaporate completely), and extrusion oils.~~

~~*Reactive adhesive* means adhesive systems composed, in part, of volatile monomers that react during the adhesive curing reaction, and, as a result, do not evolve from the film during use. These volatile components instead become integral parts of the adhesive through chemical reaction. At least 70 percent of the liquid components of the system, excluding water, react during the process.~~

~~*Research or laboratory facility* means a facility whose primary purpose is for research and development of new processes and products, that is conducted under the close supervision of technically trained personnel, and is not engaged in the manufacture of final or intermediate products for commercial purposes, except in a *de minimis* manner.~~

~~*Responsible official* means responsible official as defined in 40 CFR 70.2.~~

~~*Startup, initial* means the first time equipment is brought online in a facility.~~

~~*Surface preparation* means use of a cleaning material on a portion of or all of a substrate. This includes use of a cleaning material to remove dried coating, which is sometimes called *depainting*.~~

~~*Temporary total enclosure* means an enclosure constructed for the purpose of measuring the capture efficiency of pollutants emitted from a given source as defined in Method 204 of appendix M, 40 CFR part 51.~~

~~*Thermoplastic olefin (TPO)* means polyolefins (blends of polypropylene, polyethylene and its copolymers). This also includes blends of TPO with polypropylene and polypropylene alloys including, but not limited to, thermoplastic elastomer (TPE), TPE polyurethane (TPU), TPE polyester (TPEE), TPE polyamide (TPAE), and thermoplastic elastomer polyvinyl chloride (TPVC).~~

~~*Thermoplastic olefin (TPO) coating* means any coating operation in which the coatings are components of a system of coatings applied to a TPO substrate, including adhesion promoters, primers, color coatings, clear coatings and topcoats. Thermoplastic olefin coating does not include the coating of TPO substrates on assembled on-road vehicles.~~

~~*Thinner* means an organic solvent that is added to a coating after the coating is received from the supplier.~~

~~*Total volatile hydrocarbon (TVH)* means the total amount of nonaqueous volatile organic matter determined according to Methods 204 and 204A through 204F of appendix M to 40 CFR part 51 and substituting the term TVH each place in the methods where the term VOC is used. The TVH includes both VOC and non-VOC.~~

~~*Uncontrolled coating operation* means a coating operation from which none of the organic HAP emissions are routed through an emission capture system and add-on control device.~~

~~*Volatile organic compound (VOC)* means any compound defined as VOC in 40 CFR 51.100(s).~~

~~*Wastewater* means water that is generated in a coating operation and is collected, stored, or treated prior to being discarded or discharged.~~

Table 2 to Subpart PPPP of Part 63—Applicability of General Provisions to Subpart PPPP of Part 63

You must comply with the applicable General Provisions requirements according to the following table

Citation	Subject	Applicable to subpart PPPP	Explanation
§63.1(a)(1)–(14)	General Applicability	Yes.	
§63.1(b)(1)–(3)	Initial Applicability Determination	Yes	Applicability to subpart PPPP is also specified in §63.4481.
§63.1(c)(1)	Applicability After Standard Established	Yes.	
§63.1(c)(2)–(3)	Applicability of Permit Program for Area Sources	No	Area sources are not subject to subpart PPPP.
§63.1(c)(4)–(5)	Extensions and Notifications	Yes.	
§63.1(e)	Applicability of Permit Program Before Relevant Standard is Set	Yes.	
§63.2	Definitions	Yes	Additional definitions are specified in §63.4581.
§63.3(a)–(c)	Units and Abbreviations	Yes.	
§63.4(a)(1)–(5)	Prohibited Activities	Yes.	
§63.4(b)–(c)	Circumvention/Severability	Yes.	
§63.5(a)	Construction/Reconstruction	Yes.	
§63.5(b)(1)–(6)	Requirements for Existing, Newly Constructed, and Reconstructed Sources	Yes.	
§63.5(d)	Application for Approval of Construction/Reconstruction	Yes.	
§63.5(e)	Approval of Construction/Reconstruction	Yes.	
§63.5(f)	Approval of Construction/Reconstruction Based on Prior State Review	Yes.	
§63.6(a)	Compliance With Standards and Maintenance Requirements—Applicability	Yes.	
§63.6(b)(1)–(7)	Compliance Dates for New and Reconstructed Sources	Yes	Section 63.4483 specifies the compliance dates.
§63.6(c)(1)–(5)	Compliance Dates for Existing Sources	Yes	Section 63.4483 specifies the compliance dates.
§63.6(e)(1)–(2)	Operation and Maintenance	Yes.	
§63.6(e)(3)	Startup, Shutdown, and Malfunction Plan	Yes	Only sources using an add-on control device to comply with the standard must complete startup, shutdown, and malfunction plans.

§63.6(f)(1)	Compliance Except During Startup, Shutdown, and Malfunction	Yes	Applies only to sources using an add-on control device to comply with the standard.
§63.6(f)(2)–(3)	Methods for Determining Compliance	Yes.	
§63.6(g)(1)–(3)	Use of an Alternative Standard	Yes.	
§63.6(h)	Compliance With Opacity/Visible Emission Standards	No	Subpart PPPP does not establish opacity standards and does not require continuous opacity monitoring systems (COMS).
§63.6(i)(1)–(16)	Extension of Compliance	Yes.	
§63.6(j)	Presidential Compliance Exemption	Yes.	
§63.7(a)(1)	Performance Test Requirements—Applicability	Yes	Applies to all affected sources. Additional requirements for performance testing are specified in §§63.4564, 63.4565, and 63.4566.
§63.7(a)(2)	Performance Test Requirements—Dates	Yes	Applies only to performance tests for capture system and control device efficiency at sources using these to comply with the standards. Section 63.4560 specifies the schedule for performance test requirements that are earlier than those specified in §63.7(a)(2).
§63.7(a)(3)	Performance Tests Required By the Administrator	Yes.	
§63.7(b)–(e)	Performance Test Requirements—Notification, Quality Assurance, Facilities Necessary for Safe Testing, Conditions During Test	Yes	Applies only to performance tests for capture system and add-on control device efficiency at sources using these to comply with the standards.
§63.7(f)	Performance Test Requirements—Use Alternative Test Method	Yes	Applies to all test methods except those of used to determine capture system efficiency.
§63.7(g)–(h)	Performance Test Requirements—Data Analysis, Recordkeeping, Reporting, Waiver of Test	Yes	Applies only to performance tests for capture system and add-on control device efficiency at sources using these to comply with the standards.
§63.8(a)(1)–(3)	Monitoring Requirements—Applicability	Yes	Applies only to monitoring of capture system and add-on control device efficiency at sources using these to comply with the standards. Additional requirements for monitoring are specified in §63.4568.
§63.8(a)(4)	Additional Monitoring Requirements	No	Subpart PPPP does not have monitoring requirements for flares.
§63.8(b)	Conduct of Monitoring	Yes.	
§63.8(c)(1)–(3)	Continuous Monitoring Systems (CMS) Operation and Maintenance	Yes	Applies only to monitoring of capture system and add-on control device efficiency at sources using these to comply with the standard. Additional requirements for CMS operations and maintenance are specified in §63.4568.

§63.8(c)(4)	CMS	No	Section 63.4568 specifies the requirements for the operation of CMS for capture systems and add-on control devices at sources using these to comply.
§63.8(c)(5)	COMS	No	Subpart PPPP does not have opacity or visible emission standards.
§63.8(c)(6)	CMS Requirements	No	Section 63.4568 specifies the requirements for monitoring systems for capture systems and add-on control devices at sources using these to comply.
§63.8(c)(7)	CMS Out-of-Control Periods	Yes.	
§63.8(c)(8)	CMS Out-of-Control Periods and Reporting	No	Section 63.4520 requires reporting of CMS out-of-control periods.
§63.8(d)-(e)	Quality Control Program and CMS Performance Evaluation	No	Subpart PPPP does not require the use of continuous emissions monitoring systems.
§63.8(f)(1)-(5)	Use of an Alternative Monitoring Method	Yes.	
§63.8(f)(6)	Alternative to Relative Accuracy Test	No	Subpart PPPP does not require the use of continuous emissions monitoring systems.
§63.8(g)(1)-(5)	Data Reduction	No	Sections 63.4567 and 63.4568 specify monitoring data reduction.
§63.9(a)-(d)	Notification Requirements	Yes.	
§63.9(e)	Notification of Performance Test	Yes	Applies only to capture system and add-on control device performance tests at sources using these to comply with the standards.
§63.9(f)	Notification of Visible Emissions/Opacity Test	No	Subpart PPPP does not have opacity or visible emission standards.
§63.9(g)(1)-(3)	Additional Notifications When Using CMS	No	Subpart PPPP does not require the use of continuous emissions monitoring systems.
§63.9(h)	Notification of Compliance Status	Yes	Section 63.4510 specifies the dates for submitting the notification of compliance status.
§63.9(i)	Adjustment of Submittal Deadlines	Yes.	
§63.9(j)	Change in Previous Information	Yes.	
§63.10(a)	Recordkeeping/Reporting—Applicability and General Information	Yes.	
§63.10(b)(1)	General Recordkeeping Requirements	Yes	Additional requirements are specified in §§63.4530 and 63.4531.
§63.10(b)(2)(i)-(v)	Recordkeeping Relevant to Startup, Shutdown, and Malfunction Periods and CMS	Yes	Requirements for startup, shutdown, and malfunction records only apply to add-on control devices used to comply with the standards.
§63.10(b)(2)(vi)-(xi)		Yes.	
§63.10(b)(2)(xii)	Records	Yes.	

§63.10(b)(2) (xiii)		No	Subpart PPPP does not require the use of continuous emissions monitoring systems.
§63.10(b)(2) (xiv)		Yes.	
§63.10(b)(3)	Recordkeeping Requirements for Applicability Determinations	Yes.	
§63.10(c)(1)–(6)	Additional Recordkeeping Requirements for Sources with CMS	Yes	
§63.10(c)(7)–(8)		No	The same records are required in §63.4520(a)(7).
§63.10(c)(9)–(15)		Yes.	
§63.10(d)(1)	General Reporting Requirements	Yes	Additional requirements are specified in §63.4520.
§63.10(d)(2)	Report of Performance Test Results	Yes	Additional requirements are specified in §63.4520(b).
§63.10(d)(3)	Reporting Opacity or Visible Emissions Observations	No	Subpart PPPP does not require opacity or visible emissions observations.
§63.10(d)(4)	Progress Reports for Sources With Compliance Extensions	Yes.	
§63.10(d)(5)	Startup, Shutdown, and Malfunction Reports	Yes	Applies only to add-on control devices at sources using these to comply with the standards.
§63.10(e)(1)–(2)	Additional CMS Reports	No	Subpart PPPP does not require the use of continuous emissions monitoring systems.
§63.10(e)(3)	Excess Emissions/CMS Performance Reports	No	Section 63.4520(b) specifies the contents of periodic compliance reports.
§63.10(e)(4)	COMS Data Reports	No	Subpart PPPP does not specify requirements for opacity or COMS.
§63.10(f)	Recordkeeping/Reporting Waiver	Yes.	
§63.11	Control Device Requirements/Flares	No	Subpart PPPP does not specify use of flares for compliance.
§63.12	State Authority and Delegations	Yes.	
§63.13	Addresses	Yes.	
§63.14	Incorporation by Reference	Yes.	
§63.15	Availability of Information/Confidentiality	Yes.	

Table 3 to Subpart PPPP of Part 63—Default Organic HAP Mass Fraction for Solvents and Solvent Blends

You may use the mass fraction values in the following table for solvent blends for which you do not have test data or manufacturer's formulation data and which match either the solvent blend name or the chemical abstract series (CAS) number. If a solvent blend matches both the name and CAS number for an entry, that entry's organic HAP mass fraction must be used for that solvent blend. Otherwise, use the organic HAP mass fraction for the entry matching either the solvent blend name or CAS number, or use the organic HAP mass fraction from table 4 to this subpart if neither the name or CAS number match.

Solvent/solvent blend	CAS. No.	Average organic HAP mass fraction	Typical organic HAP, percent by mass
1. Toluene	108-88-3	1.0	Toluene.
2. Xylene(s)	1330-20-7	1.0	Xylenes, ethylbenzene.
3. Hexane	110-54-3	0.5	n-hexane.
4. n-Hexane	110-54-3	1.0	n-hexane.
5. Ethylbenzene	100-41-4	1.0	Ethylbenzene.
6. Aliphatic 140		0	None.
7. Aromatic 100		0.02	1% xylene, 1% cumene.
8. Aromatic 150		0.09	Naphthalene.
9. Aromatic naphtha	64742-95-6	0.02	1% xylene, 1% cumene.
10. Aromatic solvent	64742-94-5	0.1	Naphthalene.
11. Exempt mineral spirits	8032-32-4	0	None.
12. Ligroines (VM & P)	8032-32-4	0	None.
13. Lactol spirits	64742-89-6	0.15	Toluene.
14. Low aromatic white spirit	64742-82-1	0	None.
15. Mineral spirits	64742-88-7	0.01	Xylenes.
16. Hydrotreated naphtha	64742-48-9	0	None.
17. Hydrotreated light distillate	64742-47-8	0.001	Toluene.
18. Stoddard solvent	8052-41-3	0.01	Xylenes.
19. Super high flash naphtha	64742-95-6	0.05	Xylenes.
20. Varsol [®] solvent	8052-49-3	0.01	0.5% xylenes, 0.5% ethylbenzene.
21. VM & P naphtha	64742-89-8	0.06	3% toluene, 3% xylene.
22. Petroleum distillate mixture	68477-31-6	0.08	4% naphthalene, 4% biphenyl.

Table 4 to Subpart PPPP of Part 63—Default Organic HAP Mass Fraction for Petroleum Solvent Groups^a

You may use the mass fraction values in the following table for solvent blends for which you do not have test data or manufacturer's formulation data.

Solvent type	Average organic HAP mass fraction	Typical organic HAP, percent by mass
Aliphatic ^b	0.03	1% Xylene, 1% Toluene, and 1% Ethylbenzene.
Aromatic ^c	0.06	4% Xylene, 1% Toluene, and 1% Ethylbenzene.

^aUse this table only if the solvent blend does not match any of the solvent blends in Table 3 to this subpart by either solvent blend name or CAS number and you only know whether the blend is aliphatic or aromatic.

^bMineral Spirits 135, Mineral Spirits 150 EC, Naphtha, Mixed Hydrocarbon, Aliphatic Hydrocarbon, Aliphatic Naphtha, Naphthol Spirits, Petroleum Spirits, Petroleum Oil, Petroleum Naphtha, Solvent Naphtha, Solvent Blend.

^cMedium flash Naphtha, High flash Naphtha, Aromatic Naphtha, Light Aromatic Naphtha, Light Aromatic Hydrocarbons, Aromatic Hydrocarbons, Light Aromatic Solvent.

SECTION E.1 FACILITY OPERATION CONDITIONS

Facility Description [326 IAC 2-7-5(15)]: Fiberglass Operations

- (a) **Fiberglass operations consisting of:**
- (1) **One (1) gel booth, identified as Gel-1, constructed September 22, 1999, capacity: 173 pounds of gelcoat per hour, utilizing dry filters as particulate control, exhausting to stack Gel-1. This is an open molding process under 40 CFR 63, Subpart WWWW.**
 - (2) **One (1) chop booth, identified as C-1, constructed September 22, 1999, capacity: 500 pounds of resin per hour, utilizing dry filters as particulate control, exhausting to stack C-1. This is an open molding process under 40 CFR 63, Subpart WWWW.**
 - (3) **One (1) gel coating process, identified as Final Finish, constructed September 22, 1999, utilizing air-atomization and manual application, utilizing dry filters for particulate control, exhausting inside.. This is an open molding process under 40 CFR 63, Subpart WWWW.**
 - (4) **One (1) fiberglass process, identified as Mold Repair, constructed September 22, 1999, utilizing air-atomization application. This is an open molding process under 40 CFR 63, Subpart WWWW.**

(The information describing the process contained in this facility description box is descriptive information and does not constitute enforceable conditions.)

E.1.1 General Provisions Relating to NESHAP Subpart WWWW [326 IAC 20-1] [40 CFR Part 63, Subpart A]

Pursuant to 40 CFR 63.5925, the Permittee shall comply with the provisions of 40 CFR Part 63, Subpart A – General Provisions, which are incorporated by reference as 326 IAC 20-1-1, as specified in Table 15 of 40 CFR Part 63, Subpart WWWW in accordance with schedule in 40 CFR 63, Subpart WWWW.

E.1.2 NESHAP Subpart WWWW [40 CFR Part 63, Subpart WWWW] [326 IAC 20-56]

The Permittee shall comply with the following provisions of 40 CFR 63, Subpart WWWW (included as Attachment A of the permit), which are incorporated by reference in 326 IAC 20-56, for the fiberglass operations (Gel-1, C-1, Final Finish Gel Coat Touch Up and Mold Repair), and equipment cleaning, cleaning of materials used in reinforced plastic composites manufacture and HAP-containing material storage:

- (1) 40 CFR 63.5780
- (2) 40 CFR 63.5785(a)
- (3) 40 CFR 63.5790(a),(b),(c)
- (4) 40 CFR 63.5795(b)
- (5) 40 CFR 63.5796
- (6) 40 CFR 63.5797(a),(b),(c)
- (7) 40 CFR 63.5798(a),(b)
- (8) 40 CFR 5799(b)(1),(b)(2),(c)
- (9) 40 CFR 63.5800
- (10) 40 CFR 63.5805(b),(g)
- (11) 40 CFR 63.5810(a),(b),(c),(d)
- (12) 40 CFR 63.5835(a),(c)
- (13) 40 CFR 63.5840
- (14) 40 CFR 63.5860(a)
- (15) 40 CFR 63.5895(c),(d)
- (16) 40 CFR 63.5900(a)(2),(a)(3),(a)(4),(b),(c)
- (17) 40 CFR 63.5905(a),(b)
- (18) 40 CFR 63.5910(a),(b),(c)(1),(c)(2),(c)(3),(c)(4),(c)(5),(d)(1),(d)(2),(g),(h),(i)

- (19) 40 CFR 43.5915(a),(c),(d)
- (20) 40 CFR 63.5920
- (21) 40 CFR 63.5925
- (22) 40 CFR 63.5930
- (23) 40 CFR 63.5935

SECTION E.2 FACILITY OPERATION CONDITIONS

Facility Description [326 IAC 2-7-5(15)]: Surface Coating

- (c) One (1) surface coating facility, identified as ACC, constructed in 2003, capacity: 0.40 motor homes per hour or an equivalent number of towed units, consisting of:
 - (1) One (1) prep area, identified as Prep 1, for hand wiping parts with a solvent, exhausting inside. This is a plastic coating facility under 40 CFR 63, Subpart PPPP.
 - (2) One (1) coating area, identified as Spray Area 1, equipped with high volume, low pressure (HVLV) or spray guns at least as efficient, and air atomized spray guns for repairs only, utilizing dry filters for overspray control, exhausting to stacks S-1, S-2, S-3 and S-4. This is a plastic coating facility under 40 CFR 63, Subpart PPPP.
 - (3) One (1) coating area, identified as Spray Area 2, equipped with high volume, low pressure (HVLV) spray guns or spray guns at least as efficient, and air atomized spray guns for repairs only, utilizing dry filters for overspray control, exhausting to stacks S-3 and S-4. This is a plastic coating facility under 40 CFR 63, Subpart PPPP.
 - (4) One (1) repair area, identified as Repair 1, equipped with air atomized spray guns, exhausting inside, using less than five (5) gallons of coatings per day. This is a plastic coating facility under 40 CFR 63, Subpart PPPP.
- (d) One (1) coating area, identified as Spray Area 3, permitted in 2012, equipped with high volume, low pressure (HVLV) or spray guns at least as efficient, and air atomized spray guns for repairs only, utilizing dry filters for overspray control, exhausting to stack S-5. This is a plastic coating facility under 40 CFR 63, Subpart PPPP.

(The information describing the process contained in this facility description box is descriptive information and does not constitute enforceable conditions.)

E.2.1 General Provisions Relating to NESHAP Subpart PPPP [326 IAC 20-1] [40 CFR Part 63, Subpart A]

Pursuant to 40 CFR 63.4501, the Permittee shall comply with the provisions of 40 CFR Part 63, Subpart A – General Provisions, which are incorporated by reference as 326 IAC 20-1-1 for the one (1) surface coating facility (Prep 1, Spray Area 1, Spray Area 2, Repair 1, Spray Area 3) as specified in Table 2 of 40 CFR Part 63, Subpart PPPP in accordance with schedule in 40 CFR 63, Subpart PPPP.

E.2.2 NESHAP Subpart PPPP [40 CFR Part 63, Subpart PPPP] [326 IAC 20-81]

The Permittee shall comply with the following provisions of 40 CFR Part 63, PPPP (included as Attachment B of the permit), which are incorporated by reference as 326 IAC 20-81 for the one (1) surface coating facility (Prep 1, Spray Area 1, Spray Area 2, Repair 1, Spray Area 3) as specified as follows.

- (1) 40 CFR 63.4480
- (2) 40 CFR 63.4481(a),(b),(c)(6)
- (3) 40 CFR 63.4482(a),(b),(c)
- (4) 40 CFR 63.4483(a)(1),(d)
- (5) 40 CFR 63.4490(a),(c)

- (6) 40 CFR 63.4491(b)
- (7) 40 CFR 63.4492(a)
- (8) 40 CFR 63.4493(a),(c)
- (9) 40 CFR 63.4500(a)(1),(b)
- (10) 40 CFR 63.4501
- (11) 40 CFR 63.4510
- (12) 40 CFR 63.4520(a)
- (13) 40 CFR 63.4530
- (14) 40 CFR 63.4531
- (15) 40 CFR 53.4550
- (16) 40 CFR 63.4551
- (17) 40 CFR 63.4552
- (18) 40 CFR 63.4580
- (19) 40 CFR 63.4581

**INDIANA DEPARTMENT OF ENVIRONMENTAL MANAGEMENT
 OFFICE OF AIR QUALITY
 COMPLIANCE DATA SECTION**

Part 70 Quarterly Report

Source Name: Altec Engineering, LLC
 Source Address: 2944 Gateway Drive, Elkhart, Indiana 46515
 Part 70 Permit No.: T 039-21736-00519
 Facility: Spray Area 3
 Parameter: Volatile Organic Compound (VOC) usage.
 Limit: Less than 25 tons per twelve (12) consecutive month period with compliance determined at the end of each month.

YEAR: _____

Month	VOC (tons)	VOC (tons)	VOC (tons)
	This Month	Previous 11 Months	12 Month Total

- No deviation occurred in this month.
- Deviation/s occurred in this month.
 Deviation has been reported on: _____

Submitted by: _____
 Title/Position: _____
 Signature: _____
 Date: _____
 Phone: _____

Attach a signed certification to complete this report.

Conclusion and Recommendation

The construction and operation of this proposed modification shall be subject to the conditions of the attached proposed Part 70 Significant Source Modification No. 039-31470-00519 and Significant Permit Modification No. 039-31532-00519. The staff recommends to the Commissioner that this Part 70 Significant Source and Significant Permit Modification be approved.

IDEM Contact

- (a) Questions regarding this proposed permit can be directed to Madhurima Moulik at the Indiana Department Environmental Management, Office of Air Quality, Permits Branch, 100 North Senate Avenue, MC 61-53 IGCN 1003, Indianapolis, Indiana 46204-2251 or by telephone at (317) 233-0868 or toll free at 1-800-451-6027 extension 3-0868.
- (b) A copy of the findings is available on the Internet at: <http://www.in.gov/ai/appfiles/idem-caats/>
- (c) For additional information about air permits and how the public and interested parties can participate, refer to the IDEM's Guide for Citizen Participation and Permit Guide on the Internet at: www.idem.in.gov

Appendix A: Potential Emission Calculations
Particulate, VOC and HAPs emissions
Surface Coating Facility for Plant 2

Company Name: Altec Engineering, LLC
Address City IN Zip: 2944 Gateway Drive, Elkhart, Indiana 46515
Permit Number: T 039-21736-00519
Permit Reviewer: Madhurima Mouluk
Date: April 30, 2012

5 parts per 2.5 hours 2 parts per hour 64 parts per 24 hour day 8760 hours per year
--

POTENTIAL VOC and Particulate Emissions

ACC (Prep 1, Spray Area 3, and Repair 1)

Material	Density (lbs/gal)	Weight % Volatile (H2O & Organics)	Weight % Water	Weight % Organics	Volume % Water	Volume % Non-Volatiles (solids)	Gal of Mat. (gal/unit)	Maximum (units/hour)	lbs VOC per gal coating less water	lbs VOC per gal of coating	Potential VOC (lbs/hr)	Potential VOC (lbs/day)	(8760 hrs) Potential VOC (tons/yr)	(8760 hrs) Potential Particulate (tons/yr)	lbs VOC per gal solids	Transfer Efficiency
prep (Acetone)	6.58	100%	0.0%	100%	0.0%	0.00%	0.08	2.000	6.58	6.58	1.05	25.3	4.6	0.00	NA	75%
Altec Heartland Gray(Ready to Spray)	8.13	83.81%	0.0%	83.8%	0.0%	11.02%	0.750	2.000	6.81	6.81	10.22	245.3	44.8	2.16	61.83	75%
Altec LV650 RTS Clear coat	8.66	52.20%	0.0%	52.2%	0.0%	46.1%	1.00	2.000	4.52	4.52	9.04	217.0	39.6	9.07	9.81	75%

PM Control Efficiency: 96.50%

Uncontrolled:	20.3	488	89	11.2
Controlled:	20.3	488	89	0.393

HAP Emissions

Material	Density (Lb/Gal)	Gallons of Material (gal/unit)	Maximum (unit/hour)	Weight % Xylene	Weight % Toluene	Weight % Ethyl-benzene	Weight % MIBK	Weight % Glycol Ethers	Xylene Emissions	Toluene Emissions	Ethyl-benzene Emissions	MIBK Emissions	Glycol Ethers Emissions
prep (Acetone)	6.58	0.08	2.000	0.00%	0.0%	0.00%	0.00%	0.00%	0.00	0.00	0.00	0.00	0.00
Altec Heartland Gray(Ready to Spray)	8.13	0.75	2.000	12.4%	9.0%	2.75%	0.00%	0.00%	6.597	4.807	1.47	0.00	0.00
Altec LV650 RTS Clear coat	8.66	1.00	2.000	0.00%	0.00%	0.00%	0.00%	0.00%	0.00	0.00	0.00	0.00	0.00

Total:	6.6	4.8	1.5	0.0	0.0
Combined Total:	12.9				

METHODOLOGY

Pounds of VOC per Gallon Coating less Water = (Density (lbs/gal) * Weight % Organics) / (1-Volume % water)
Pounds of VOC per Gallon Coating = (Density (lbs/gal) * Weight % Organics)
Potential VOC Pounds per Hour = Pounds of VOC per Gallon coating (lbs/gal) * Gal of Material (gal/unit) * Maximum (units/hr)
Potential VOC Pounds per Day = Pounds of VOC per Gallon coating (lbs/gal) * Gal of Material (gal/unit) * Maximum (units/hr) * (24 hr/day)
Potential VOC Tons per Year = Pounds of VOC per Gallon coating (lbs/gal) * Gal of Material (gal/unit) * Maximum (units/hr) * (8760 hr/yr) * (1 ton/2000 lbs)
Particulate Potential Tons per Year = (units/hour) * (gal/unit) * (lbs/gal) * (1- Weight % Volatiles) * (1-Transfer efficiency) *(8760 hrs/yr) *(1 ton/2000 lbs)
Pounds VOC per Gallon of Solids = (Density (lbs/gal) * Weight % organics) / (Volume % solids)
Total = Worst Coating + Sum of all solvents used
HAPS emission rate (tons/yr) = Density (lb/gal) * Gal of Material (gal/unit) * Maximum (unit/hr) * Weight % HAP * 8760 hrs/yr * 1 ton/2000 lbs

**Appendix A: Emissions Calculations
Natural Gas Combustion Only of Paint booth 3
MM BTU/HR <100**

**Company Name: Altec Engineering, LLC
Address City IN Zip: 2944 Gateway Drive, Elkhart, Indiana 46515
SSM No.: 039-31470-00519
SPM NO.: 039-31532-00519
Permit Reviewer: Madhurima Moulik
Date: April 30, 2012**

Heat Input Capacity	HHV	Potential Throughput
MMBtu/hr	mmBtu	MMCF/yr
PB-5	mmscf	
0.5	1000	4.4

Emission Factor in lb/MMCF	Pollutant						CO
	PM*	PM10*	direct PM2.5*	SO2	NOx	VOC	
	1.90	7.60	7.600	0.60	100.00	5.5	84
					**see below		
Potential Emission in tons/yr	0.000	0.000	0.000	0.00	0.200	0.00	0.20

*PM emission factor is filterable PM only. PM10 emission factor is filterable and condensable PM10 combined.

PM2.5 emission factor is filterable and condensable PM2.5 combined.

**Emission Factors for NOx: Uncontrolled = 100, Low NOx Burner = 50, Low NOx Burners/Flue gas recirculation = 32

Methodology

All emission factors are based on normal firing.

MMBtu = 1,000,000 Btu

MMCF = 1,000,000 Cubic Feet of Gas

Emission Factors are from AP 42, Chapter 1.4, Tables 1.4-1, 1.4-2, 1.4-3, SCC #1-02-006-02, 1-01-006-02, 1-03-006-02, and 1-03-006-03

Potential Throughput (MMCF) = Heat Input Capacity (MMBtu/hr) x 8,760 hrs/yr x 1 MMCF/1,000 MMBtu

Emission (tons/yr) = Throughput (MMCF/yr) x Emission Factor (lb/MMCF)/2,000 lb/ton

See page 2 for HAPs emissions calculations.

Appendix A: Emissions Calculations

Natural Gas Combustion Only

MM BTU/HR <100

HAPs Emissions

Company Name: Altec Engineering, LLC

Address City IN Zip: 2944 Gateway Drive, Elkhart, Indiana 46515

SSM No.: 039-31470-00519

SPM NO.: 039-31532-00519

Permit Reviewer: Madhurima Moulik

Date: April 30, 2012

HAPs - Organics					
	Benzene	Dichlorobenzene	Formaldehyde	Hexane	Toluene
Emission Factor in lb/MMcf	2.10E-03	1.20E-03	7.50E-02	1.80E+00	3.40E-03
Potential Emission in tons/yr	4.60E-06	2.63E-06	1.64E-04	3.94E-03	7.45E-06
HAPs - Metals					
	Lead	Cadmium	Chromium	Manganese	Nickel
Emission Factor in lb/MMcf	5.00E-04	1.10E-03	1.40E-03	3.80E-04	2.10E-03
Potential Emission in tons/yr	1.10E-06	2.41E-06	3.07E-06	8.32E-07	4.60E-06

Methodology is the same as page 1.

The five highest organic and metal HAPs emission factors are provided above.

Additional HAPs emission factors are available in AP-42, Chapter 1.4.

See Page 3 for Greenhouse Gas calculations.

**Appendix A: Emissions Calculations
 Natural Gas Combustion Only
 MM BTU/HR <100
 Greenhouse Gas Emissions**

**Company Name: Altec Engineering, LLC
 Address City IN Zip: 2944 Gateway Drive, Elkhart, Indiana 46515
 SSM No.: 039-31470-00519
 SPM NO.: 039-31532-00519
 Permit Reviewer: Madhurima Moulik
 Date: April 30, 2012**

	Greenhouse Gas		
	CO2	CH4	N2O
Emission Factor in lb/MMcf	120,000	2.3	2.2
Potential Emission in tons/yr	263	0	0
Summed Potential Emissions in tons/yr		263	
CO2e Total in tons/yr		264	

Methodology

The N2O Emission Factor for uncontrolled is 2.2. The N2O Emission Factor for low Nox burner is 0.64.
 Emission Factors are from AP 42, Table 1.4-2 SCC #1-02-006-02, 1-01-006-02, 1-03-006-02, and 1-03-006-03.
 Greenhouse Warming Potentials (GWP) from Table A-1 of 40 CFR Part 98 Subpart A.
 Emission (tons/yr) = Throughput (MMCF/yr) x Emission Factor (lb/MMCF)/2,000 lb/ton
 CO2e (tons/yr) = CO2 Potential Emission ton/yr x CO2 GWP (1) + CH4 Potential Emission ton/yr x CH4 GWP (21) + N2O Potential Emission ton/yr x N2O GWP (310).

Appendix B: Emissions Calculations
Source-wide Emissions Natural Gas Combustion Only
MM BTU/HR <100

Company Name: Altec Engineering, LLC
Address City IN Zip: 2944 Gateway Drive, Elkhart, Indiana 46515
SSM No.: 039-31470-00519
SPM NO.: 039-31532-00519
Permit Reviewer: Madhurima Moulik
Date: April 30, 2012

Facility	MMBtu/hr
AMU-0 - AMU-4	7.50
T-1	0.500
AC-1	0.500
U-1 - U-3	0.480
PB-5	0.5
Total Heat Input Capacity	9.48

total
total

Potential Throughput
MMCF/yr
83

	Pollutant						
	PM*	PM10*	SO2	NOx	VOC	CO	CO2
Emission Factor in lb/MMCF	1.90	7.60	0.600	100 **see below	5.50	84.0	120000
Potential Emission in tons/yr	0.079	0.316	0.025	4.15	0.228	3.49	4982.69

*PM emission factor is filterable PM only. PM10 emission factor is filterable and condensable PM10 combined.
 **Emission Factors for NOx: Uncontrolled = 100, Low NOx Burner = 50, Low NOx Burners/Flue gas recirculation = 32

ATTACHMENT E:

	HAPs - Organics				
	Benzene	Dichlorobenzene	Formaldehyde	Hexane	Toluene
Emission Factor in lb/MMcf	0.00210	0.00120	0.00750	1.80000	0.00340
Potential Emission in tons/yr	0.00009	0.00005	0.000	0.075	0.0001

	HAPs - Metals					Total
	Lead	Cadmium	Chromium	Manganese	Nickel	
Emission Factor in lb/MMcf	0.0005	0.0011	0.0014	0.0004	0.0021	
Potential Emission in tons/yr	0.00002	0.00005	0.00006	0.00002	0.00009	0.076

The five highest organic and metal HAPs emission factors are provided above.
 Additional HAPs emission factors are available in AP-42, Chapter 1.4.

Methodology

All emission factors are based on normal firing.
 MMBtu = 1,000,000 Btu
 MMCF = 1,000,000 Cubic Feet of Gas

Potential Throughput (MMCF) = Heat Input Capacity (MMBtu/hr) x 8,760 hrs/yr x 1 MMCF/1,000 MMBtu
 Emission Factors are from AP 42, Chapter 1.4, Tables 1.4-1, 1.4-2, 1.4-3, SCC #1-02-006-02, 1-01-006-02, 1-03-006-02, and 1-03-006-03 (SUPPLEMENT D 3/98)
 Emission (tons/yr) = Throughput (MMCF/yr) x Emission Factor (lb/MMCF)/2,000 lb/ton



INDIANA DEPARTMENT OF ENVIRONMENTAL MANAGEMENT

We Protect Hoosiers and Our Environment.

Mitchell E. Daniels Jr.
Governor

Thomas W. Easterly
Commissioner

100 North Senate Avenue
Indianapolis, Indiana 46204
(317) 232-8603
Toll Free (800) 451-6027
www.idem.IN.gov

SENT VIA U.S. MAIL: CONFIRMED DELIVERY AND SIGNATURE REQUESTED

TO: Derek DeGraff
Altec Engineering, LLC
28274 CR 20
Elkhart, IN 46517

DATE: April 30, 2012

FROM: Matt Stuckey, Branch Chief
Permits Branch
Office of Air Quality

SUBJECT: Final Decision
Title V - Significant Source Modification
039 - 31470 - 00519

Enclosed is the final decision and supporting materials for the air permit application referenced above. Please note that this packet contains the original, signed, permit documents.

The final decision is being sent to you because our records indicate that you are the contact person for this application. However, if you are not the appropriate person within your company to receive this document, please forward it to the correct person.

A copy of the final decision and supporting materials has also been sent via standard mail to:
Gary Robinson, President
OAQ Permits Branch Interested Parties List

If you have technical questions regarding the enclosed documents, please contact the Office of Air Quality, Permits Branch at (317) 233-0178, or toll-free at 1-800-451-6027 (ext. 3-0178), and ask to speak to the permit reviewer who prepared the permit. If you think you have received this document in error, please contact Joanne Smiddie-Brush of my staff at 1-800-451-6027 (ext 3-0185), or via e-mail at jbrush@idem.IN.gov.

Final Applicant Cover letter.dot 11/30/07



INDIANA DEPARTMENT OF ENVIRONMENTAL MANAGEMENT

We Protect Hoosiers and Our Environment.

Mitchell E. Daniels Jr.
Governor

Thomas W. Easterly
Commissioner

100 North Senate Avenue
Indianapolis, Indiana 46204
(317) 232-8603
Toll Free (800) 451-6027
www.idem.IN.gov

April 30, 2012

TO: Elkhart Public Library

From: Matthew Stuckey, Branch Chief
Permits Branch
Office of Air Quality

Subject: **Important Information for Display Regarding a Final Determination**

Applicant Name: Altec Engineering, LLC
Permit Number: 039 - 31470 - 00519

You previously received information to make available to the public during the public comment period of a draft permit. Enclosed is a copy of the final decision and supporting materials for the same project. Please place the enclosed information along with the information you previously received. To ensure that your patrons have ample opportunity to review the enclosed permit, **we ask that you retain this document for at least 60 days.**

The applicant is responsible for placing a copy of the application in your library. If the permit application is not on file, or if you have any questions concerning this public review process, please contact Joanne Smiddie-Brush, OAQ Permits Administration Section at 1-800-451-6027, extension 3-0185.

Enclosures
Final Library.dot 11/30/07



INDIANA DEPARTMENT OF ENVIRONMENTAL MANAGEMENT

We Protect Hoosiers and Our Environment.

Mitchell E. Daniels Jr.
Governor

Thomas W. Easterly
Commissioner

100 North Senate Avenue
Indianapolis, Indiana 46204
(317) 232-8603
Toll Free (800) 451-6027
www.idem.IN.gov

TO: Interested Parties / Applicant

DATE: April 30, 2012

RE: Altec Engineering, LLC / 039 - 31470 - 00519

FROM: Matthew Stuckey, Branch Chief
Permits Branch
Office of Air Quality

In order to conserve paper and reduce postage costs, IDEM's Office of Air Quality is now sending many permit decisions on CDs in Adobe PDF format. The enclosed CD contains information regarding the company named above.

This permit is also available on the IDEM website at:
<http://www.in.gov/ai/appfiles/idem-caats/>

If you would like to request a paper copy of the permit document, please contact IDEM's central file room at:

Indiana Government Center North, Room 1201
100 North Senate Avenue, MC 50-07
Indianapolis, IN 46204
Phone: 1-800-451-6027 (ext. 4-0965)
Fax (317) 232-8659

Please Note: *If you feel you have received this information in error, or would like to be removed from the Air Permits mailing list, please contact Patricia Pear with the Air Permits Administration Section at 1-800-451-6027, ext. 3-6875 or via e-mail at PPEAR@IDEM.IN.GOV.*

Enclosures
CD Memo.dot 11/14/08

Mail Code 61-53

IDEM Staff	LPOGOST 4/30/2012 Altec Engineering, LLC 039 - 31470 - 00519 final)		CERTIFICATE OF MAILING ONLY	AFFIX STAMP HERE IF USED AS CERTIFICATE OF MAILING
Name and address of Sender	▶	Indiana Department of Environmental Management Office of Air Quality – Permits Branch 100 N. Senate Indianapolis, IN 46204		

Line	Article Number	Name, Address, Street and Post Office Address	Postage	Handing Charges	Act. Value (If Registered)	Insured Value	Due Send if COD	R.R. Fee	S.D. Fee	S.H. Fee	Rest. Del. Fee	Remarks
1		Derek DeGraff Altec Engineering, LLC 28274 CR 20 Elkhart IN 46517 (Source CAATS) Via confirmed delivery										
2		Gary Robinson President Altec Engineering, LLC 28274 CR 20 Elkhart IN 46517 (RO CAATS)										
3		Elkhart City Council and Mayors Office 229 South Second Street Elkhart IN 46516 (Local Official)										
4		Elkhart Public Library 300 S 2nd St Elkhart IN 46516-3184 (Library)										
5		Elkhart County Health Department 608 Oakland Avenue Elkhart IN 46516 (Health Department)										
6		Elkhart County Board of Commissioners 117 North Second St. Goshen IN 46526 (Local Official)										
7												
8												
9												
10												
11												
12												
13												
14												
15												

Total number of pieces Listed by Sender	Total number of Pieces Received at Post Office	Postmaster, Per (Name of Receiving employee)	The full declaration of value is required on all domestic and international registered mail. The maximum indemnity payable for the reconstruction of nonnegotiable documents under Express Mail document reconstructing insurance is \$50,000 per piece subject to a limit of \$50, 000 per occurrence. The maximum indemnity payable on Express mil merchandise insurance is \$500. The maximum indemnity payable is \$25,000 for registered mail, sent with optional postal insurance. See Domestic Mail Manual R900, S913, and S921 for limitations of coverage on inured and COD mail. See International Mail Manual for limitations o coverage on international mail. Special handling charges apply only to Standard Mail (A) and Standard Mail (B) parcels.
---	--	--	--