



# INDIANA DEPARTMENT OF ENVIRONMENTAL MANAGEMENT

*We Protect Hoosiers and Our Environment.*

100 N. Senate Avenue • Indianapolis, IN 46204

(800) 451-6027 • (317) 232-8603 • [www.idem.IN.gov](http://www.idem.IN.gov)

**Michael R. Pence**  
Governor

**Thomas W. Easterly**  
Commissioner

TO: Interested Parties / Applicant

DATE: December 3, 2013

RE: Buckeye Terminals – Hammond Terminal, LLC / 089-33218-00239

FROM: Matthew Stuckey, Branch Chief  
Permits Branch  
Office of Air Quality

## Notice of Decision: Approval – Effective Immediately

Please be advised that on behalf of the Commissioner of the Department of Environmental Management, I have issued a decision regarding the enclosed matter. Pursuant to IC 13-17-3-4 and 326 IAC 2, this permit modification is effective immediately, unless a petition for stay of effectiveness is filed and granted, and may be revoked or modified in accordance with the provisions of IC 13-15-7-1.

If you wish to challenge this decision, IC 4-21.5-3-7 and IC 13-15-7-3 require that you file a petition for administrative review. This petition may include a request for stay of effectiveness and must be submitted to the Office Environmental Adjudication, 100 North Senate Avenue, Government Center North, Suite N 501E, Indianapolis, IN 46204, **within eighteen (18) days of the mailing of this notice**. The filing of a petition for administrative review is complete on the earliest of the following dates that apply to the filing:

- (1) the date the document is delivered to the Office of Environmental Adjudication (OEA);
- (2) the date of the postmark on the envelope containing the document, if the document is mailed to OEA by U.S. mail; or
- (3) The date on which the document is deposited with a private carrier, as shown by receipt issued by the carrier, if the document is sent to the OEA by private carrier.

The petition must include facts demonstrating that you are either the applicant, a person aggrieved or adversely affected by the decision or otherwise entitled to review by law. Please identify the permit, decision, or other order for which you seek review by permit number, name of the applicant, location, date of this notice and all of the following:

- (1) the name and address of the person making the request;
- (2) the interest of the person making the request;
- (3) identification of any persons represented by the person making the request;
- (4) the reasons, with particularity, for the request;
- (5) the issues, with particularity, proposed for considerations at any hearing; and
- (6) identification of the terms and conditions which, in the judgment of the person making the request, would be appropriate in the case in question to satisfy the requirements of the law governing documents of the type issued by the Commissioner.

Pursuant to 326 IAC 2-7-18(d), any person may petition the U.S. EPA to object to the issuance of a Title V operating permit or modification within sixty (60) days of the end of the forty-five (45) day EPA review period. Such an objection must be based only on issues that were raised with reasonable specificity during the public comment period, unless the petitioner demonstrates that it was impracticable to raise such issues, or if the grounds for such objection arose after the comment period.

To petition the U.S. EPA to object to the issuance of a Title V operating permit, contact:

U.S. Environmental Protection Agency  
401 M Street  
Washington, D.C. 20406

If you have technical questions regarding the enclosed documents, please contact the Office of Air Quality, Permits Branch at (317) 233-0178. Callers from within Indiana may call toll-free at 1-800-451-6027, ext. 3-0178.



# INDIANA DEPARTMENT OF ENVIRONMENTAL MANAGEMENT

*We Protect Hoosiers and Our Environment.*

100 N. Senate Avenue • Indianapolis, IN 46204  
(800) 451-6027 • (317) 232-8603 • [www.idem.IN.gov](http://www.idem.IN.gov)

Michael R. Pence  
Governor

Thomas W. Easterly  
Commissioner

Mac Meade  
Buckeye Terminals - Hammond Terminal, LLC  
3823 Indianapolis Blvd  
East Chicago, IN 46312

December 3, 2013

Re: 089-33218-00239  
Significant Permit Modification to  
Part 70 Renewal No.: T089-28597-00239

Dear Mr. Meade:

Buckeye Terminals - Hammond Terminal, LLC was issued a Part 70 Operating Permit (Renewal) No. 089-28597-00239 on July 01, 2010 for a stationary Petroleum Bulk Terminal Operation located at 2400 Michigan Street, Hammond, Indiana 46320. An application requesting changes to this permit was received on May 13, 2013. Pursuant to the provisions of 326 IAC 2-7-12, a significant permit modification to this permit is hereby approved as described in the attached Technical Support Document.

For your convenience, the entire Part 70 Operating Permit (Renewal) as modified is attached.

A copy of the permit is available on the Internet at: <http://www.in.gov/ai/appfiles/idem-caats/>. For additional information about air permits and how the public and interested parties can participate, refer to the IDEM's Guide for Citizen Participation and Permit Guide on the Internet at: [www.idem.in.gov](http://www.idem.in.gov)

This decision is subject to the Indiana Administrative Orders and Procedures Act - IC 4-21.5-3-5. If you have any questions on this matter, please contact Ghassan Shalabi, of my staff, at 317-234-5378 or 1-800-451-6027, and ask for extension 4-5378.

Sincerely,

Jenny Acker, Section Chief  
Permits Branch  
Office of Air Quality

Attachment(s): Updated Permit, Technical Support Document and Appendix A

JAVGS

cc: File - Lake County  
Lake County Health Department  
U.S. EPA, Region V  
Compliance and Enforcement Branch  
Billing, Licensing and Training Section  
Northwest Regional Office





**INDIANA DEPARTMENT OF ENVIRONMENTAL MANAGEMENT**

*We Protect Hoosiers and Our Environment.*

100 N. Senate Avenue • Indianapolis, IN 46204

(800) 451-6027 • (317) 232-8603 • www.idem.IN.gov

Michael R. Pence  
Governor

Thomas W. Easterly  
Commissioner

## Part 70 Operating Permit

### OFFICE OF AIR QUALITY

**Buckeye Terminals-Hammond Terminal, LLC  
2400 Michigan Street,  
Hammond, Indiana 46320**


(herein known as the Permittee) is hereby authorized to operate subject to the conditions contained herein, the source described in Section A (Source Summary) of this permit.

The Permittee must comply with all conditions of this permit. Noncompliance with any provisions of this permit is grounds for enforcement action; permit termination, revocation and reissuance, or modification; or denial of a permit renewal application. Noncompliance with any provision of this permit, except any provision specifically designated as not federally enforceable, constitutes a violation of the Clean Air Act. It shall not be a defense for the Permittee in an enforcement action that it would have been necessary to halt or reduce the permitted activity in order to maintain compliance with the conditions of this permit. An emergency does constitute an affirmative defense in an enforcement action provided the Permittee complies with the applicable requirements set forth in Section B, Emergency Provisions.

This permit is issued in accordance with 326 IAC 2 and 40 CFR Part 70 Appendix A and contains the conditions and provisions specified in 326 IAC 2-7 as required by 42 U.S.C. 7401, et. seq. (Clean Air Act as amended by the 1990 Clean Air Act Amendments), 40 CFR Part 70.6, IC 13-15 and IC 13-17.

Operation Permit No.: T089-28597-00239	
Issued by: Tripurari P. Sinha, Ph. D., Section Chief Permits Branch Office of Air Quality	Issuance Date: July 1, 2010 Expiration Date: July 1, 2015

Significant Permit Modification No: 089-30230-00239

Significant Permit Modification No.: 089-33218-00239	
Issued by:  Jenny Acker, Section Chief Permits Branch Office of Air Quality	Issuance Date: December 3, 2013  Expiration Date: July 1, 2015

## TABLE OF CONTENTS

### A. SOURCE SUMMARY

- A.1 General Information [326 IAC 2-7-4(c)][326 IAC 2-7-5(15)][326 IAC 2-7-1(22)]
- A.2 Emission Units and Pollution Control Equipment Summary [326 IAC 2-7-4(c)(3)]  
[326 IAC 2-7-5(15)]
- A.3 Specifically Regulated Insignificant Activities [326 IAC 2-7-1(21)][326 IAC 2-7-4(c)]  
[326 IAC 2-7-5(15)]
- A.4 Insignificant Activities [326 IAC 2-7-1(21)] [326 IAC 2-7-4(c)] [326 IAC 2-7-5(14)]
- A.5 Part 70 Permit Applicability [326 IAC 2-7-2]

### B. GENERAL CONDITIONS

- B.1 Definitions [326 IAC 2-7-1]
- B.2 Permit Term [326 IAC 2-7-5(2)][326 IAC 2-1.1-9.5][326 IAC 2-7-4(a)(1)(D)]  
[IC 13-15-3-6(a)]
- B.3 Term of Conditions [326 IAC 2-1.1-9.5]
- B.4 Enforceability [326 IAC 2-7-7] [IC 13-17-12]
- B.5 Severability [326 IAC 2-7-5(5)]
- B.6 Property Rights or Exclusive Privilege [326 IAC 2-7-5(6)(D)]
- B.7 Duty to Provide Information [326 IAC 2-7-5(6)(E)]
- B.8 Certification [326 IAC 2-7-4(f)][326 IAC 2-7-6(1)][326 IAC 2-7-5(3)(C)]
- B.9 Annual Compliance Certification [326 IAC 2-7-6(5)]
- B.10 Preventive Maintenance Plan [326 IAC 2-7-5(1),(3) and (13)][326 IAC 2-7-6(1) and (6)]  
[326 IAC 1-6-3]
- B.11 Emergency Provisions [326 IAC 2-7-16]
- B.12 Permit Shield [326 IAC 2-7-15][326 IAC 2-7-20][326 IAC 2-7-12]
- B.13 Prior Permits Superseded [326 IAC 2-1.1-9.5][326 IAC 2-7-10.5]
- B.14 Termination of Right to Operate [326 IAC 2-7-10][326 IAC 2-7-4(a)]
- B.15 Permit Modification, Reopening, Revocation and Reissuance, or Termination  
[326 IAC 2-7-5(6)(C)][326 IAC 2-7-8(a)][326 IAC 2-7-9]
- B.16 Permit Renewal [326 IAC 2-7-3][326 IAC 2-7-4][326 IAC 2-7-8(e)]
- B.17 Permit Amendment or Modification [326 IAC 2-7-11][326 IAC 2-7-12]
- B.18 Permit Revision Under Economic Incentives and Other Programs [326 IAC 2-7-5(8)]  
[326 IAC 2-7-12(b)(2)]
- B.19 Operational Flexibility [326 IAC 2-7-20][326 IAC 2-7-10.5]
- B.20 Source Modification Requirement [326 IAC 2-7-10.5]
- B.21 Inspection and Entry [326 IAC 2-7-6][IC 13-14-2-2][IC 13-30-3-1][IC 13-17-3-2]
- B.22 Transfer of Ownership or Operational Control [326 IAC 2-7-11]
- B.23 Annual Fee Payment [326 IAC 2-7-19] [326 IAC 2-7-5(7)][326 IAC 2-1.1-7]
- B.24 Credible Evidence [326 IAC 2-7-5(3)][326 IAC 2-7-6][62 FR 8314] [326 IAC 1-1-6]

### C. SOURCE OPERATION CONDITIONS

#### Emission Limitations and Standards [326 IAC 2-7-5(1)]

- C.1 Opacity [326 IAC 5-1]
- C.2 Open Burning [326 IAC 4-1] [IC 13-17-9]
- C.3 Incineration [326 IAC 4-2] [326 IAC 9-1-2]
- C.4 Fugitive Dust Emissions [326 IAC 6-4]
- C.5 Asbestos Abatement Projects [326 IAC 14-10] [326 IAC 18] [40 CFR 61, Subpart M]

#### Testing Requirements [326 IAC 2-7-6(1)]

- C.6 Performance Testing [326 IAC 3-6]

#### Compliance Requirements [326 IAC 2-1.1-11]

C.7 Compliance Requirements [326 IAC 2-1.1-11]

**Compliance Monitoring Requirements [326 IAC 2-7-5(1)][326 IAC 2-7-6(1)]**

- C.8 Compliance Monitoring [326 IAC 2-7-5(3)][326 IAC 2-7-6(1)]
- C.9 Instrument Specifications [326 IAC 2-1.1-11] [326 IAC 2-7-5(3)]  
[326 IAC 2-7-6(1)]

**Corrective Actions and Response Steps [326 IAC 2-7-5][326 IAC 2-7-6]**

- C.10 Emergency Reduction Plans [326 IAC 1-5-2] [326 IAC 1-5-3]
- C.11 Risk Management Plan [326 IAC 2-7-5(12)] [40 CFR 68]
- C.12 Response to Excursions or Exceedances [326 IAC 2-7-5] [326 IAC 2-7-6]
- C.13 Actions Related to Noncompliance Demonstrated by a Stack Test [326 IAC 2-7-5]  
[326 IAC 2-7-6]

**Record Keeping and Reporting Requirements [326 IAC 2-7-5(3)] [326 IAC 2-7-19]**

- C.14 Emission Statement [326 IAC 2-7-5(3)(C)(iii)][326 IAC 2-7-5(7)][326 IAC 2-7-19(c)]  
[326 IAC 2-6]
- C.15 General Record Keeping Requirements [326 IAC 2-7-5(3)] [326 IAC 2-7-6] [326 IAC 2-2]  
[326 IAC 2-3]
- C.16 General Reporting Requirements [326 IAC 2-7-5(3)(C)] [326 IAC 2-1.1-11]  
[326 IAC 2-3]

**Stratospheric Ozone Protection**

- C.17 Compliance with 40 CFR 82 and 326 IAC 22-1

**D.1. EMISSIONS UNIT OPERATION CONDITIONS**

**Emission Limitations and Standards [326 IAC 2-7-5(1)]**

- D.1.1 [326 IAC 2-4-1-13] [326 IAC 8-4-4] [40 CFR 60 Subpart XX]
- D.1.2 Emission Offset Minor Limits [326 IAC 2-3]
- D.1.3 VOC Emissions [326 IAC 8-1-6]
- D.1.4 Preventive Maintenance Plan [326 IAC 2-7-5(13)]

**Compliance Determination Requirements [326 IAC 2-7-5(1)][326 IAC 2-7-6(1)]**

- D.1.5 Vapor Combustion Unit (VCU) Operation
- D.1.6 Testing Requirements [326 IAC 2-7-6(1),(6)][326 IAC 2-1.1-11]

**Compliance Monitoring Requirements [326 IAC 2-7-5(1)][326 IAC 2-7-6(1)]**

- D.1.7 Vapor Combustion Unit Monitoring [326 IAC 2-7-6(1)] [326 IAC 2-7-5(1)][40 CFR 64]

**Record Keeping and Reporting Requirements [326 IAC 2-7-5(3)] [326 IAC 2-7-19]**

- D.1.8 Record Keeping Requirements
- D.1.9 Reporting Requirements

**D.2. EMISSIONS UNIT OPERATION CONDITIONS**

**Emission Limitations and Standards [326 IAC 2-7-5(1)]**

- D.2.1 Emission Offset Minor Limits [326 IAC 2-3]
- D.2.2 Storage Vessels [326 IAC 8-9-4(b)]
- D.2.3 Storage Vessels [326 IAC 8-9-4(c)] [326 IAC 8-4-3(b)]
- D.2.4 Preventive Maintenance Plan [326 IAC 2-7-5(13)]

**Compliance Monitoring Requirements [326 IAC 2-7-5(1)][326 IAC 2-7-6(1)]**

- D.2.5 VOC and HAP
- D.2.6 Monitoring [326 IAC 8-9-5(b)]

**Record Keeping and Reporting Requirements [326 IAC 2-7-5(3)] [326 IAC 2-7-19]**

- D.2.7 Record Keeping Requirements [326 IAC 8-9-6] [326 IAC 8-4-3]
- D.2.8 Reporting Requirements [326 IAC 8-9-6]

**D.3. EMISSIONS UNIT OPERATION CONDITIONS**

**Record Keeping and Reporting Requirements [326 IAC 2-7-5(3)] [326 IAC 2-7-19]**

- D.3.1 Record Keeping Requirements [326 IAC 8-9-6]
- D.3.2 Reporting Requirements [326 IAC 8-9-6]

**SECTION E.1 EMISSIONS UNIT OPERATION CONDITIONS**

- E.1.1 General Provisions Relating to NSPS Subpart Kb [326 IAC 12-1] [40 CFR 60, Subpart A]
- E.1.2 Volatile Organic Liquid Storage Vessels NSPS [40 CFR 60, Subpart Kb] [326 IAC 12]

**SECTION E.2 EMISSIONS UNIT OPERATION CONDITIONS**

- E.2.1 General Provisions Relating to National Emission Standards for Hazardous Air Pollutants for Source Category: Gasoline Distribution Bulk Terminals, Bulk Plants, and Pipeline Facilities (NESHAP) [326 IAC 20-1] [40 CFR 63, Subpart A]
- E.2.2 National Emission Standards for Hazardous Air Pollutants for Source Category: Gasoline Distribution Bulk Terminals, Bulk Plants, and Pipeline Facilities (NESHAP) [40 CFR 63, Subpart BBBB]

Certification

Quarterly Report

Emergency Occurrence Report

Quarterly Deviation and Compliance Monitoring Report

**Attachment A** - Standards of Performance for Volatile Organic Liquid Storage Vessels (Including Petroleum Liquid Storage Vessels) for Which Construction, Reconstruction, or Modification Commenced After July 23, 1984 [40 CFR Part 60, Subpart Kb] [326 IAC 12]

**Attachment B** - National Emission Standards for Hazardous Air Pollutants for Source Category: Gasoline Distribution Bulk Terminals, Bulk Plants, and Pipeline Facilities [40 CFR Part 63, Subpart BBBB] [326 IAC 20]

## SECTION A SOURCE SUMMARY

This permit is based on information requested by the Indiana Department of Environmental Management (IDEM), Office of Air Quality (OAQ). The information describing the source contained in conditions A.1 through A.3 is descriptive information and does not constitute enforceable conditions. However, the Permittee should be aware that a physical change or a change in the method of operation that may render this descriptive information obsolete or inaccurate may trigger requirements for the Permittee to obtain additional permits or seek modification of this permit pursuant to 326 IAC 2, or change other applicable requirements presented in the permit application.

### A.1 General Information [326 IAC 2-7-4(c)][326 IAC 2-7-5(14)][326 IAC 2-7-1(22)]

---

The Permittee owns and operates a stationary Petroleum Bulk Terminal Operation.

Source Address:	2400 Michigan Street, Hammond, Indiana 46320
General Source Phone Number:	1-610-904-4491
SIC Code:	5171
County Location:	Lake
Source Location Status:	Nonattainment for the Ozone standard Attainment for all other criteria pollutants
Source Status:	Part 70 Operating Permit Program Major Source, under PSD and Minor Source under nonattainment NSR Rules Minor Source, Section 112 of the Clean Air Act 1 of 28 Source Categories

### A.2 Emission Units and Pollution Control Equipment Summary [326 IAC 2-7-4(c)(3)] [326 IAC 2-7-5(14)]

---

This stationary source consists of the following emission units and pollution control devices:

- (a) One (1) Tank Truck Loading Facility, identified as 041, constructed in 1926, with four (4) loading racks with a maximum combined throughput of 60,000 gallons per hour, where liquid fuels are bottom-loaded into tank trucks. The truck loading rack was modified in 2011 to four lane loading rack and the addition of 6 (six) denatured ethanol loading arms. Denatured ethanol loading is directed to vapor combustion unit one (VCU1), approved for construction in 2011. The capacity of the truck rack is 90,000 gallons per hour of denatured ethanol and 60,000 gallons per hour of jet/diesel product. The truck rack has six (6) denatured ethanol loading arms, eight (8) diesel loading arms and one (1) jet loading arm.
- (b) A 24-spot railcar loading rack, constructed in 2011, and approved in 2013 for modification, designed to load/offload petroleum product in up to six (6) railcars at a time through an available twelve (12) loading arms. The railcars are 30,000 gallons per car with a total rack capacity of 180,000 gallons per hour. The loading racks emissions will be controlled by two (2) vapor combustion units, identified as two VCU2 and three VCU3, with a natural gas-fuel pilot flame rated at 0.045 MMBtu/hr, as well as a vac assist for crude oil loading.
- (c) One (1) Water Treatment System, identified as 046, where contaminated storm water runoff from the truck loading facility and groundwater are treated before release to the sanitary district. The Water Treatment System consists of a 20,000 gallon collection tank, an oil/water separator, a 5,000 gallon stripper feed tank, and an air stripper.
- (d) Fifteen (15) petroleum liquid storage tanks, identified as tank Nos.: D-1, D-2, D-3, D-4, D-08F, D-12S, D-50, D-55, D-72, D-73, D-80, D-83, D-85, D-91, and D-92. Tank specifications are as follows:



- (1) Storage Tank No. D-1 has an internal floating roof with a double wiper seal. The tank has a maximum capacity of 7,560,000 gallons. The tank was constructed in 1995. [40 CFR 60 Subpart Kb] [40 CFR 63, Subpart BBBBBB]
- (2) Storage Tank No. D-2 permitted to store gasoline, has an internal floating roof with a liquid mounted primary mechanical shoe seal and a secondary seal. The tank has a maximum capacity of 10,500,000 gallons. The tank will be constructed in 2011. [40 CFR 60, Subpart Kb] [40 CFR 63, Subpart BBBBBB]
- (3) Storage Tank No. D-3, permitted to store petroleum products, has an internal floating roof with a liquid mounted primary mechanical seal and a secondary seal. The tank has a maximum capacity of 10,500,000 gallons. The tank will be constructed in 2011. [40 CFR 60, Subpart Kb]
- (4) Storage Tank No. D-4, approved in 2013 for construction, has an Allentech roof (HC aluminum full-contact internal floating roof) with a double wiper seal. The tank has a maximum capacity of 4,200,000 gallons. [40 CFR 60 Subpart Kb] [40 CFR 63, Subpart BBBBBB].
- (5) Storage Tank No. D-08F has an internal floating roof with a liquid mounted resilient seal. The tank has a maximum capacity of 3,360,000 gallons. The tank was constructed in 1927. [40 CFR 63, Subpart BBBBBB]
- (6) Storage Tank No. D-12S has an internal floating roof with a liquid mounted resilient seal. The tank has a maximum capacity of 3,360,000 gallons. The tank was constructed in 1928. [40 CFR 63, Subpart BBBBBB]
- (7) Storage Tank No. D-50 has an internal floating roof with a vapor mounted seal. The tank has a maximum capacity of 3,360,000 gallons. The tank was constructed in 1928. [40 CFR 63, Subpart BBBBBB]
- (8) Storage Tank No. D-55 has an internal floating roof with a mechanical seal. The tank has a maximum capacity of 840,000 gallons. The tank was constructed in 1927. [40 CFR 63, Subpart BBBBBB]
- (9) Storage Tank No. D-72 has an internal floating roof with a double wiper seal. The tank has a maximum capacity of 3,360,000 gallons. The tank was constructed in 1926. [40 CFR 63, Subpart BBBBBB]
- (10) Storage Tank No. D-73 has an internal floating roof with a double wiper seal. The tank has a maximum capacity of 3,360,000 gallons. The tank was constructed in 1926. [40 CFR 63, Subpart BBBBBB]
- (11) Storage Tank No. D-80 has an internal floating roof with a vapor mounted primary seal and rim mounted secondary seal. The tank has a maximum capacity of 3,360,000 gallons. The tank was constructed in 1927 and modified in 1998. [40 CFR 60 Subpart Kb] [40 CFR 63, Subpart BBBBBB]
- (12) Storage Tank No. D-83 has an internal floating roof with a vapor mounted primary seal and rim mounted secondary seal. The tank has a maximum capacity of 3,360,000 gallons. The tank was constructed in 1927 and modified in 1998. [40 CFR 60 Subpart Kb] [40 CFR 63, Subpart BBBBBB]

- (13) Storage Tank No. D-85 has an internal floating roof with a vapor mounted seal. The tank has a maximum capacity of 3,360,000 gallons. The tank was constructed in 1926. [40 CFR 63, Subpart BBBB]
- (14) Storage Tank No. D-91 has an internal floating roof with a vapor mounted seal. The tank has a maximum capacity of 210,000 gallons. The tank was constructed in 1928. [40 CFR 63, Subpart BBBB]
- (15) Storage Tank No. D-92 has an internal floating roof with a vapor mounted seal. The tank has a maximum capacity of 210,000 gallons. The tank was constructed in 1928. [40 CFR 63, Subpart BBBB]

A.3 Specifically Regulated Insignificant Activities [326 IAC 2-7-1(21)] [326 IAC 2-7-4(c)]  
[326 IAC 2-7-5(14)]

---

This stationary source also includes the following insignificant activities which are specifically regulated, as defined in 326 IAC 2-7-1(21):

- (a) The following storage tanks which emit less than one (1) ton per year of a single HAP and less than fifteen (15) pounds per day of VOC:
  - (1) Storage Tank No. D-08B is a fixed cone roof tank storing distillates with a maximum design capacity of 3,360,000 gallons. The tank was constructed in 1929. [326 IAC 8-9-6(h)]
  - (2) Storage Tank No. D-08G is a fixed cone roof tank storing distillates with a maximum design capacity of 3,120,600 gallons. The tank was constructed in 1928. [326 IAC 8-9-6(h)]
  - (3) Storage Tank No. D-13S is a fixed cone roof tank storing distillates with a maximum design capacity of 3,141,600 gallons. The tank was constructed in 1928. [326 IAC 8-9-6(h)]
  - (4) Storage Tank No. D-21 is a fixed cone roof tank storing distillates with a maximum design capacity of 840,000 gallons. The tank was constructed in 1928. [326 IAC 8-9-6(h)]
  - (5) Storage Tank No. D-51 is a fixed cone roof tank storing distillates with a maximum design capacity of 840,000 gallons. The tank was constructed in 1926. [326 IAC 8-9-6(h)]
  - (6) Storage Tank No. D-52 is a fixed cone roof tank storing distillates with a maximum design capacity of 840,000 gallons. The tank was constructed in 1927. [326 IAC 8-9-6(h)]
  - (7) Storage Tank No. D-57 is a fixed cone roof tank storing distillates with a maximum design capacity of 840,000 gallons. The tank was constructed in 1926. [326 IAC 8-9-6(h)]
  - (8) Storage Tank No. D-74 is a fixed cone roof tank storing distillates with a maximum design capacity of 840,000 gallons. The tank was constructed in 1926. [326 IAC 8-9-6(h)]

- (9) Storage Tank No. D-75 is a fixed cone roof tank storing distillates with a maximum design capacity of 840,000 gallons. The tank was constructed in 1926. [326 IAC 8-9-6(h)]
- (10) Storage Tank No. D-84 is a fixed cone roof tank storing distillates with a maximum design capacity of 3,360,000 gallons. The tank was constructed in 1926. [326 IAC 8-9-6(h)]

A.4 Insignificant Activities [326 IAC 2-7-1(21)] [326 IAC 2-7-4(c)] [326 IAC 2-7-5(14)]

This stationary source also includes the following insignificant activities, as defined in 326 IAC 2-7-1(21):

One (1) 550 gallon horizontal above ground tank used to store red-dye additive, with a maximum throughput of 60,000 tons per year.

A.5 Part 70 Permit Applicability [326 IAC 2-7-2]

This stationary source is required to have a Part 70 permit by 326 IAC 2-7-2 (Applicability) because:

- (a) It is a major source, as defined in 326 IAC 2-7-1(22);
- (b) It is a source in a source category designated by the United States Environmental Protection Agency (U.S. EPA) under 40 CFR 70.3 (Part 70 - Applicability).

## SECTION B GENERAL CONDITIONS

### B.1 Definitions [326 IAC 2-7-1]

---

Terms in this permit shall have the definition assigned to such terms in the referenced regulation. In the absence of definitions in the referenced regulation, the applicable definitions found in the statutes or regulations (IC 13-11, 326 IAC 1-2 and 326 IAC 2-7) shall prevail.

### B.2 Permit Term [326 IAC 2-7-5(2)][326 IAC 2-1.1-9.5][326 IAC 2-7-4(a)(1)(D)][IC 13-15-3-6(a)]

---

- (a) This permit, T089-28597-00239, is issued for a fixed term of five (5) years from the issuance date of this permit, as determined in accordance with IC 4-21.5-3-5(f) and IC 13-15-5-3. Subsequent revisions, modifications, or amendments of this permit do not affect the expiration date of this permit.
- (b) If IDEM, OAQ, upon receiving a timely and complete renewal permit application, fails to issue or deny the permit renewal prior to the expiration date of this permit, this existing permit shall not expire and all terms and conditions shall continue in effect, including any permit shield provided in 326 IAC 2-7-15, until the renewal permit has been issued or denied.

### B.3 Term of Conditions [326 IAC 2-1.1-9.5]

---

Notwithstanding the permit term of a permit to construct, a permit to operate, or a permit modification, any condition established in a permit issued pursuant to a permitting program approved in the state implementation plan shall remain in effect until:

- (a) the condition is modified in a subsequent permit action pursuant to Title I of the Clean Air Act; or
- (b) the emission unit to which the condition pertains permanently ceases operation.

### B.4 Enforceability [326 IAC 2-7-7] [IC 13-17-12]

---

Unless otherwise stated, all terms and conditions in this permit, including any provisions designed to limit the source's potential to emit, are enforceable by IDEM, the United States Environmental Protection Agency (U.S. EPA) and by citizens in accordance with the Clean Air Act.

### B.5 Severability [326 IAC 2-7-5(5)]

---

The provisions of this permit are severable; a determination that any portion of this permit is invalid shall not affect the validity of the remainder of the permit.

### B.6 Property Rights or Exclusive Privilege [326 IAC 2-7-5(6)(D)]

---

This permit does not convey any property rights of any sort or any exclusive privilege.

### B.7 Duty to Provide Information [326 IAC 2-7-5(6)(E)]

---

- (a) The Permittee shall furnish to IDEM, OAQ, within a reasonable time, any information that IDEM, OAQ may request in writing to determine whether cause exists for modifying, revoking and reissuing, or terminating this permit, or to determine compliance with this permit. Upon request, the Permittee shall also furnish to IDEM, OAQ copies of records required to be kept by this permit.
- (b) For information furnished by the Permittee to IDEM, OAQ, the Permittee may include a claim of confidentiality in accordance with 326 IAC 17.1. When furnishing copies of requested records directly to U. S. EPA, the Permittee may assert a claim of confidentiality in accordance with 40 CFR 2, Subpart B.

B.8 Certification [326 IAC 2-7-4(f)][326 IAC 2-7-6(1)][326 IAC 2-7-5(3)(C)]

- (a) A certification required by this permit meets the requirements of 326 IAC 2-7-6(1) if:
- (i) it contains a certification by a "responsible official", as defined by 326 IAC 2-7-1(34), and
  - (ii) the certification is based on information and belief formed after reasonable inquiry, the statements and information in the document are true, accurate, and complete.
- (b) The Permittee may use the attached Certification Form, or its equivalent, with each submittal requiring certification. One (1) certification may cover multiple forms in one (1) submittal.
- (c) A "responsible official" is defined at 326 IAC 2-7-1(34).

B.9 Annual Compliance Certification [326 IAC 2-7-6(5)]

- (a) The Permittee shall annually submit a compliance certification report which addresses the status of the source's compliance with the terms and conditions contained in this permit, including emission limitations, standards, or work practices. All certifications shall cover the time period from January 1 to December 31 of the previous year, and shall be submitted no later than April 15 of each year to:

Indiana Department of Environmental Management  
Compliance and Enforcement Branch, Office of Air Quality  
100 North Senate Avenue  
MC 61-53 IGCN 1003  
Indianapolis, Indiana 46204-2251

and

United States Environmental Protection Agency, Region V  
Air and Radiation Division, Air Enforcement Branch - Indiana (AE-17J)  
77 West Jackson Boulevard  
Chicago, Illinois 60604-3590

- (b) The annual compliance certification report required by this permit shall be considered timely if the date postmarked on the envelope or certified mail receipt, or affixed by the shipper on the private shipping receipt, is on or before the date it is due. If the document is submitted by any other means, it shall be considered timely if received by IDEM, OAQ on or before the date it is due.
- (c) The annual compliance certification report shall include the following:
- (1) The appropriate identification of each term or condition of this permit that is the basis of the certification;
  - (2) The compliance status;
  - (3) Whether compliance was continuous or intermittent;
  - (4) The methods used for determining the compliance status of the source, currently and over the reporting period consistent with 326 IAC 2-7-5(3); and

- (5) Such other facts, as specified in Sections D of this permit, as IDEM, OAQ may require to determine the compliance status of the source.

The submittal by the Permittee does require a certification that meets the requirements of 326 IAC 2-7-6(1) by a "responsible official" as defined by 326 IAC 2-7-1(34).

B.10 Preventive Maintenance Plan [326 IAC 2-7-5(11)][326 IAC 1-6-3]

- (a) A Preventive Maintenance Plan meets the requirements of 326 IAC 1-6-3 if it includes, at a minimum:

- (1) Identification of the individual(s) responsible for inspecting, maintaining, and repairing emission control devices;
- (2) A description of the items or conditions that will be inspected and the inspection schedule for said items or conditions; and
- (3) Identification and quantification of the replacement parts that will be maintained in inventory for quick replacement.

The Permittee shall implement the PMPs.

- (b) If required by specific condition(s) in Section D of this permit where no PMP was previously required, the Permittee shall prepare and maintain Preventive Maintenance Plans (PMPs) no later than ninety (90) days after issuance of this permit or ninety (90) days after initial start-up, whichever is later, including the following information on each facility:

- (1) Identification of the individual(s) responsible for inspecting, maintaining, and repairing emission control devices;
- (2) A description of the items or conditions that will be inspected and the inspection schedule for said items or conditions; and
- (3) Identification and quantification of the replacement parts that will be maintained in inventory for quick replacement.

If, due to circumstances beyond the Permittee's control, the PMPs cannot be prepared and maintained within the time frame specified in Section D, the Permittee may extend the date an additional ninety (90) days provided the Permittee notifies:

Indiana Department of Environmental Management  
Compliance and Enforcement Branch, Office of Air Quality  
100 North Senate Avenue  
MC 61-53 IGCN 1003  
Indianapolis, Indiana 46204-2251

The PMP extension notification does not require a certification that meets the requirements of 326 IAC 2-7-6(1) by a "responsible official" as defined by 326 IAC 2-7-1(34).

- (c) A copy of the PMPs shall be submitted to IDEM, OAQ upon request and within a reasonable time, and shall be subject to review and approval by IDEM, OAQ. IDEM, OAQ may require the Permittee to revise its PMPs whenever lack of proper maintenance causes or is the primary contributor to an exceedance of any limitation on emissions. The PMPs do not require a certification that meets the requirements of 326 IAC 2-7-6(1) by a "responsible official" as defined by 326 IAC 2-7-1(34).
- (d) To the extent the Permittee is required by 40 CFR Part 60/63 to have an Operation Maintenance, and Monitoring (OMM) Plan for a unit, such Plan is deemed to satisfy the PMP requirements of 326 IAC 1-6-3 for that unit.

B.11 Emergency Provisions [326 IAC 2-7-16]

- (a) An emergency, as defined in 326 IAC 2-7-1(12), is not an affirmative defense for an action brought for noncompliance with a federal or state health-based emission limitation.
- (b) An emergency, as defined in 326 IAC 2-7-1(12), constitutes an affirmative defense to an action brought for noncompliance with a technology-based emission limitation if the affirmative defense of an emergency is demonstrated through properly signed, contemporaneous operating logs or other relevant evidence that describe the following:
  - (1) An emergency occurred and the Permittee can, to the extent possible, identify the causes of the emergency;
  - (2) The permitted facility was at the time being properly operated;
  - (3) During the period of an emergency, the Permittee took all reasonable steps to minimize levels of emissions that exceeded the emission standards or other requirements in this permit;
  - (4) For each emergency lasting one (1) hour or more, the Permittee notified IDEM, OAQ, and Northwest Regional Office no later than four (4) daytime business hours after the beginning of the emergency, or after the emergency was discovered or reasonably should have been discovered;  
  
Telephone Number: 1-800-451-6027 (ask for Office of Air Quality, Compliance and Enforcement Branch), or  
Telephone Number: 317-233-0178 (ask for Compliance and Enforcement Branch)  
Facsimile Number: 317-233-6865  
Northwest Regional Office phone: (219) 757-0265; fax: (219) 757-0267.
  - (5) For each emergency lasting one (1) hour or more, the Permittee submitted the attached Emergency Occurrence Report Form or its equivalent, either by mail or facsimile to:  
  
Indiana Department of Environmental Management  
Compliance and Enforcement Branch, Office of Air Quality  
100 North Senate Avenue  
MC 61-53 IGCN 1003  
Indianapolis, Indiana 46204-2251  
  
no later than two (2) working days of the time when emission limitations were exceeded due to the emergency.

The notice fulfills the requirement of 326 IAC 2-7-5(3)(C)(ii) and must contain the following:

- (A) A description of the emergency;
- (B) Any steps taken to mitigate the emissions; and
- (C) Corrective actions taken.

The notification which shall be submitted by the Permittee does not require a certification that meets the requirements of 326 IAC 2-7-6(1) by a "responsible official" as defined by 326 IAC 2-7-1(34).

- (6) The Permittee immediately took all reasonable steps to correct the emergency.
- (c) In any enforcement proceeding, the Permittee seeking to establish the occurrence of an emergency has the burden of proof.
- (d) This emergency provision supersedes 326 IAC 1-6 (Malfunctions). This permit condition is in addition to any emergency or upset provision contained in any applicable requirement.
- (e) The Permittee seeking to establish the occurrence of an emergency shall make records available upon request to ensure that failure to implement a PMP did not cause or contribute to an exceedance of any limitations on emissions. However, IDEM, OAQ may require that the Preventive Maintenance Plans required under 326 IAC 2-7-4(c)(8) be revised in response to an emergency.
- (f) Failure to notify IDEM, OAQ by telephone or facsimile of an emergency lasting more than one (1) hour in accordance with (b)(4) and (5) of this condition shall constitute a violation of 326 IAC 2-7 and any other applicable rules.
- (g) If the emergency situation causes a deviation from a technology-based limit, the Permittee may continue to operate the affected emitting facilities during the emergency provided the Permittee immediately takes all reasonable steps to correct the emergency and minimize emissions.

**B.12 Permit Shield [326 IAC 2-7-15][326 IAC 2-7-20][326 IAC 2-7-12]**

- (a) Pursuant to 326 IAC 2-7-15, the Permittee has been granted a permit shield. The permit shield provides that compliance with the conditions of this permit shall be deemed compliance with any applicable requirements as of the date of permit issuance, provided that either the applicable requirements are included and specifically identified in this permit or the permit contains an explicit determination or concise summary of a determination that other specifically identified requirements are not applicable. The Indiana statutes from IC 13 and rules from 326 IAC, referenced in conditions in this permit, are those applicable at the time the permit was issued. The issuance or possession of this permit shall not alone constitute a defense against an alleged violation of any law, regulation or standard, except for the requirement to obtain a Part 70 permit under 326 IAC 2-7 or for applicable requirements for which a permit shield has been granted.

This permit shield does not extend to applicable requirements which are promulgated after the date of issuance of this permit unless this permit has been modified to reflect such new requirements.



- (b) If, after issuance of this permit, it is determined that the permit is in nonconformance with an applicable requirement that applied to the source on the date of permit issuance, IDEM, OAQ, shall immediately take steps to reopen and revise this permit and issue a compliance order to the Permittee to ensure expeditious compliance with the applicable requirement until the permit is reissued. The permit shield shall continue in effect so long as the Permittee is in compliance with the compliance order.
- (c) No permit shield shall apply to any permit term or condition that is determined after issuance of this permit to have been based on erroneous information supplied in the permit application. Erroneous information means information that the Permittee knew to be false, or in the exercise of reasonable care should have been known to be false, at the time the information was submitted.
- (d) Nothing in 326 IAC 2-7-15 or in this permit shall alter or affect the following:
  - (1) The provisions of Section 303 of the Clean Air Act (emergency orders), including the authority of the U.S. EPA under Section 303 of the Clean Air Act;
  - (2) The liability of the Permittee for any violation of applicable requirements prior to or at the time of this permit's issuance;
  - (3) The applicable requirements of the acid rain program, consistent with Section 408(a) of the Clean Air Act; and
  - (4) The ability of U.S. EPA to obtain information from the Permittee under Section 114 of the Clean Air Act.
- (e) This permit shield is not applicable to any change made under 326 IAC 2-7-20(b)(2) (Sections 502(b)(10) of the Clean Air Act changes) and 326 IAC 2-7-20(c)(2) (trading based on State Implementation Plan (SIP) provisions).
- (f) This permit shield is not applicable to modifications eligible for group processing until after IDEM, OAQ, has issued the modifications. [326 IAC 2-7-12(c)(7)]
- (g) This permit shield is not applicable to minor Part 70 permit modifications until after IDEM, OAQ, has issued the modification. [326 IAC 2-7-12(b)(8)]

**B.13 Prior Permits Superseded [326 IAC 2-1.1-9.5][326 IAC 2-7-10.5]**

---

- (a) All terms and conditions of permits established prior to T089-28597-00239 and issued pursuant to permitting programs approved into the state implementation plan have been either:
  - (1) incorporated as originally stated,
  - (2) revised under 326 IAC 2-7-10.5, or
  - (3) deleted under 326 IAC 2-7-10.5.
- (b) Provided that all terms and conditions are accurately reflected in this permit, all previous registrations and permits are superseded by this Part 70 operating permit.

**B.14 Termination of Right to Operate [326 IAC 2-7-10][326 IAC 2-7-4(a)]**

---

The Permittee's right to operate this source terminates with the expiration of this permit unless a timely and complete renewal application is submitted at least nine (9) months prior to the date of expiration of the source's existing permit, consistent with 326 IAC 2-7-3 and 326 IAC 2-7-4(a).

B.15 Permit Modification, Reopening, Revocation and Reissuance, or Termination  
[326 IAC 2-7-5(6)(C)][326 IAC 2-7-8(a)][326 IAC 2-7-9]

---

- (a) This permit may be modified, reopened, revoked and reissued, or terminated for cause. The filing of a request by the Permittee for a Part 70 Operating Permit modification, revocation and reissuance, or termination, or of a notification of planned changes or anticipated noncompliance does not stay any condition of this permit. [326 IAC 2-7-5(6)(C)] The notification by the Permittee does require a certification that meets the requirements of 326 IAC 2-7-6(1) by a "responsible official" as defined by 326 IAC 2-7-1(34).
- (b) This permit shall be reopened and revised under any of the circumstances listed in IC 13-15-7-2 or if IDEM, OAQ determines any of the following:
- (1) That this permit contains a material mistake.
  - (2) That inaccurate statements were made in establishing the emissions standards or other terms or conditions.
  - (3) That this permit must be revised or revoked to assure compliance with an applicable requirement. [326 IAC 2-7-9(a)(3)]
- (c) Proceedings by IDEM, OAQ to reopen and revise this permit shall follow the same procedures as apply to initial permit issuance and shall affect only those parts of this permit for which cause to reopen exists. Such reopening and revision shall be made as expeditiously as practicable. [326 IAC 2-7-9(b)]
- (d) The reopening and revision of this permit, under 326 IAC 2-7-9(a), shall not be initiated before notice of such intent is provided to the Permittee by IDEM, OAQ at least thirty (30) days in advance of the date this permit is to be reopened, except that IDEM, OAQ may provide a shorter time period in the case of an emergency. [326 IAC 2-7-9(c)]

B.16 Permit Renewal [326 IAC 2-7-3][326 IAC 2-7-4][326 IAC 2-7-8(e)]

---

- (a) The application for renewal shall be submitted using the application form or forms prescribed by IDEM, OAQ and shall include the information specified in 326 IAC 2-7-4. Such information shall be included in the application for each emission unit at this source, except those emission units included on the trivial or insignificant activities list contained in 326 IAC 2-7-1(21) and 326 IAC 2-7-1(40). The renewal application does require a certification that meets the requirements of 326 IAC 2-7-6(1) by a "responsible official" as defined by 326 IAC 2-7-1(34).

Request for renewal shall be submitted to:

Indiana Department of Environmental Management  
Permit Administration and Support Section, Office of Air Quality  
100 North Senate Avenue  
MC 61-53 IGCN 1003  
Indianapolis, Indiana 46204-2251

- (b) A timely renewal application is one that is:
- (1) Submitted at least nine (9) months prior to the date of the expiration of this permit; and

- (2) If the date postmarked on the envelope or certified mail receipt, or affixed by the shipper on the private shipping receipt, is on or before the date it is due. If the document is submitted by any other means, it shall be considered timely if received by IDEM, OAQ on or before the date it is due.
- (c) If the Permittee submits a timely and complete application for renewal of this permit, the source's failure to have a permit is not a violation of 326 IAC 2-7 until IDEM, OAQ takes final action on the renewal application, except that this protection shall cease to apply if, subsequent to the completeness determination, the Permittee fails to submit by the deadline specified, pursuant to 326 IAC 2-7-4(a)(2)(D), in writing by IDEM, OAQ any additional information identified as being needed to process the application.

**B.17 Permit Amendment or Modification [326 IAC 2-7-11][326 IAC 2-7-12]**

---

- (a) Permit amendments and modifications are governed by the requirements of 326 IAC 2-7-11 or 326 IAC 2-7-12 whenever the Permittee seeks to amend or modify this permit.

- (b) Any application requesting an amendment or modification of this permit shall be submitted to:

Indiana Department of Environmental Management  
Permit Administration and Support Section, Office of Air Quality  
100 North Senate Avenue  
MC 61-53 IGCN 1003  
Indianapolis, Indiana 46204-2251

Any such application shall be certified by a "responsible official" as defined by 326 IAC 2-7-1(34).

- (c) The Permittee may implement administrative amendment changes addressed in the request for an administrative amendment immediately upon submittal of the request. [326 IAC 2-7-11(c)(3)]

**B.18 Permit Revision Under Economic Incentives and Other Programs  
[326 IAC 2-7-5(8)][326 IAC 2-7-12(b)(2)]**

---

- (a) No Part 70 permit revision or notice shall be required under any approved economic incentives, marketable Part 70 permits, emissions trading, and other similar programs or processes for changes that are provided for in a Part 70 permit.
- (b) Notwithstanding 326 IAC 2-7-12(b)(1) and 326 IAC 2-7-12(c)(1), minor Part 70 permit modification procedures may be used for Part 70 modifications involving the use of economic incentives, marketable Part 70 permits, emissions trading, and other similar approaches to the extent that such minor Part 70 permit modification procedures are explicitly provided for in the applicable State Implementation Plan (SIP) or in applicable requirements promulgated or approved by the U.S. EPA.

**B.19 Operational Flexibility [326 IAC 2-7-20][326 IAC 2-7-10.5]**

---

- (a) The Permittee may make any change or changes at the source that are described in 326 IAC 2-7-20(b) or (c) without a prior permit revision, if each of the following conditions is met:
  - (1) The changes are not modifications under any provision of Title I of the Clean Air Act;
  - (2) Any preconstruction approval required by 326 IAC 2-7-10.5 has been obtained;

(3) The changes do not result in emissions which exceed the limitations provided in this permit (whether expressed herein as a rate of emissions or in terms of total emissions);

(4) The Permittee notifies the:

Indiana Department of Environmental Management  
Permit Administration and Support Section, Office of Air Quality  
100 North Senate Avenue  
MC 61-53 IGCN 1003  
Indianapolis, Indiana 46204-2251

and

United States Environmental Protection Agency, Region V  
Air and Radiation Division, Regulation Development Branch - Indiana (AR-18J)  
77 West Jackson Boulevard  
Chicago, Illinois 60604-3590

in advance of the change by written notification at least ten (10) days in advance of the proposed change. The Permittee shall attach every such notice to the Permittee's copy of this permit; and

(5) The Permittee maintains records on-site, on a rolling five (5) year basis, which document all such changes and emission trades that are subject to 326 IAC 2-7-20(b) or (c). The Permittee shall make such records available, upon reasonable request, for public review.

Such records shall consist of all information required to be submitted to IDEM, OAQ in the notices specified in 326 IAC 2-7-20(b)(1) and (c)(1).

(b) The Permittee may make Section 502(b)(10) of the Clean Air Act changes (this term is defined at 326 IAC 2-7-1(36)) without a permit revision, subject to the constraint of 326 IAC 2-7-20(a). For each such Section 502(b)(10) of the Clean Air Act change, the required written notification shall include the following:

- (1) A brief description of the change within the source;
- (2) The date on which the change will occur;
- (3) Any change in emissions; and
- (4) Any permit term or condition that is no longer applicable as a result of the change.

The notification which shall be submitted is not considered an application form, report or compliance certification. Therefore, the notification by the Permittee does not require a certification that meets the requirements of 326 IAC 2-7-6(1) by a "responsible official" as defined by 326 IAC 2-7-1(34).

(c) Emission Trades [326 IAC 2-7-20(c)]  
The Permittee may trade emissions increases and decreases at the source, where the applicable SIP provides for such emission trades without requiring a permit revision, subject to the constraints of Section (a) of this condition and those in 326 IAC 2-7-20(c).

- (d) Alternative Operating Scenarios [326 IAC 2-7-20(d)]  
The Permittee may make changes at the source within the range of alternative operating scenarios that are described in the terms and conditions of this permit in accordance with 326 IAC 2-7-5(9). No prior notification of IDEM, OAQ, or U.S. EPA is required.
- (e) Backup fuel switches specifically addressed in, and limited under, Section D of this permit shall not be considered alternative operating scenarios. Therefore, the notification requirements of part (a) of this condition do not apply.

**B.20 Source Modification Requirement [326 IAC 2-7-10.5]**

---

A modification, construction, or reconstruction is governed by the requirements of 326 IAC 2.

**B.21 Inspection and Entry [326 IAC 2-7-6][IC 13-14-2-2][IC 13-30-3-1][IC 13-17-3-2]**

---

Upon presentation of proper identification cards, credentials, and other documents as may be required by law, and subject to the Permittee's right under all applicable laws and regulations to assert that the information collected by the agency is confidential and entitled to be treated as such, the Permittee shall allow IDEM, OAQ, U.S. EPA, or an authorized representative to perform the following:

- (a) Enter upon the Permittee's premises where a Part 70 source is located, or emissions related activity is conducted, or where records must be kept under the conditions of this permit;
- (b) As authorized by the Clean Air Act, IC 13-14-2-2, IC 13-17-3-2, and IC 13-30-3-1, have access to and copy any records that must be kept under the conditions of this permit;
- (c) As authorized by the Clean Air Act, IC 13-14-2-2, IC 13-17-3-2, and IC 13-30-3-1, inspect any facilities, equipment (including monitoring and air pollution control equipment), practices, or operations regulated or required under this permit;
- (d) As authorized by the Clean Air Act, IC 13-14-2-2, IC 13-17-3-2, and IC 13-30-3-1, sample or monitor substances or parameters for the purpose of assuring compliance with this permit or applicable requirements; and
- (e) As authorized by the Clean Air Act, IC 13-14-2-2, IC 13-17-3-2, and IC 13-30-3-1, utilize any photographic, recording, testing, monitoring, or other equipment for the purpose of assuring compliance with this permit or applicable requirements.

**B.22 Transfer of Ownership or Operational Control [326 IAC 2-7-11]**

---

- (a) The Permittee must comply with the requirements of 326 IAC 2-7-11 whenever the Permittee seeks to change the ownership or operational control of the source and no other change in the permit is necessary.
- (b) Any application requesting a change in the ownership or operational control of the source shall contain a written agreement containing a specific date for transfer of permit responsibility, coverage and liability between the current and new Permittee. The application shall be submitted to:

Indiana Department of Environmental Management  
Permit Administration and Support Section, Office of Air Quality  
100 North Senate Avenue  
MC 61-53 IGCN 1003  
Indianapolis, Indiana 46204-2251

The application which shall be submitted by the Permittee does require a certification that meets the requirements of 326 IAC 2-7-6(1) by a "responsible official" as defined by 326 IAC 2-7-1(34).

- (c) The Permittee may implement administrative amendment changes addressed in the request for an administrative amendment immediately upon submittal of the request. [326 IAC 2-7-11(c)(3)]

B.23 Annual Fee Payment [326 IAC 2-7-19] [326 IAC 2-7-5(7)][326 IAC 2-1.1-7]

- (a) The Permittee shall pay annual fees to IDEM, OAQ within thirty (30) calendar days of receipt of a billing. Pursuant to 326 IAC 2-7-19(b), if the Permittee does not receive a bill from IDEM, OAQ the applicable fee is due April 1 of each year.
- (b) Except as provided in 326 IAC 2-7-19(e), failure to pay may result in administrative enforcement action or revocation of this permit.
- (c) The Permittee may call the following telephone numbers: 1-800-451-6027 or 317-233-4230 (ask for OAQ, Billing, Licensing, and Training Section), to determine the appropriate permit fee.

B.24 Credible Evidence [326 IAC 2-7-5(3)][326 IAC 2-7-6][62 FR 8314] [326 IAC 1-1-6]

For the purpose of submitting compliance certifications or establishing whether or not the Permittee has violated or is in violation of any condition of this permit, nothing in this permit shall preclude the use, including the exclusive use, of any credible evidence or information relevant to whether the Permittee would have been in compliance with the condition of this permit if the appropriate performance or compliance test or procedure had been performed.

## SECTION C SOURCE OPERATION CONDITIONS

Entire Source

### Emission Limitations and Standards [326 IAC 2-7-5(1)]

#### C.1 Opacity [326 IAC 5-1]

Pursuant to 326 IAC 5-1-2 (Opacity Limitations), except as provided in 326 IAC 5-1-1 (Applicability) and in 326 IAC 5-1-3 (Temporary Alternative Opacity Limitations), opacity shall meet the following, unless otherwise stated in this permit:

- (a) Opacity shall not exceed an average of twenty percent (20%) in any one (1) six (6) minute averaging period as determined in 326 IAC 5-1-4.
- (b) Opacity shall not exceed sixty percent (60%) for more than a cumulative total of fifteen (15) minutes (sixty (60) readings as measured according to 40 CFR 60, Appendix A, Method 9 or fifteen (15) one (1) minute nonoverlapping integrated averages for a continuous opacity monitor) in a six (6) hour period.

#### C.2 Open Burning [326 IAC 4-1] [IC 13-17-9]

The Permittee shall not open burn any material except as provided in 326 IAC 4-1-3, 326 IAC 4-1-4 or 326 IAC 4-1-6. The previous sentence notwithstanding, the Permittee may open burn in accordance with an open burning approval issued by the Commissioner under 326 IAC 4-1-4.1.

#### C.3 Incineration [326 IAC 4-2] [326 IAC 9-1-2]

The Permittee shall not operate an incinerator except as provided in 326 IAC 4-2 or in this permit. The Permittee shall not operate a refuse incinerator or refuse burning equipment except as provided in 326 IAC 9-1-2 or in this permit.

#### C.4 Fugitive Dust Emissions [326 IAC 6-4]

The Permittee shall not allow fugitive dust to escape beyond the property line or boundaries of the property, right-of-way, or easement on which the source is located, in a manner that would violate 326 IAC 6-4 (Fugitive Dust Emissions). 326 IAC 6-4-2(4) is not federally enforceable.

#### C.5 Asbestos Abatement Projects [326 IAC 14-10] [326 IAC 18] [40 CFR 61, Subpart M]

- (a) Notification requirements apply to each owner or operator. If the combined amount of regulated asbestos containing material (RACM) to be stripped, removed or disturbed is at least 260 linear feet on pipes or 160 square feet on other facility components, or at least thirty-five (35) cubic feet on all facility components, then the notification requirements of 326 IAC 14-10-3 are mandatory. All demolition projects require notification whether or not asbestos is present.
- (b) The Permittee shall ensure that a written notification is sent on a form provided by the Commissioner at least ten (10) working days before asbestos stripping or removal work or before demolition begins, per 326 IAC 14-10-3, and shall update such notice as necessary, including, but not limited to the following:
  - (1) When the amount of affected asbestos containing material increases or decreases by at least twenty percent (20%); or
  - (2) If there is a change in the following:
    - (A) Asbestos removal or demolition start date;

- (B) Removal or demolition contractor; or
- (C) Waste disposal site.
- (c) The Permittee shall ensure that the notice is postmarked or delivered according to the guidelines set forth in 326 IAC 14-10-3(2).
- (d) The notice to be submitted shall include the information enumerated in 326 IAC 14-10-3(3).

All required notifications shall be submitted to:

Indiana Department of Environmental Management  
Compliance and Enforcement Branch, Office of Air Quality  
100 North Senate Avenue  
MC 61-53 IGCN 1003  
Indianapolis, Indiana 46204-2251

The notice shall include a signed certification from the owner or operator that the information provided in this notification is correct and that only Indiana licensed workers and project supervisors will be used to implement the asbestos removal project.

- (e) **Procedures for Asbestos Emission Control**  
The Permittee shall comply with the applicable emission control procedures in 326 IAC 14-10-4 and 40 CFR 61.145(c). Per 326 IAC 14-10-1, emission control requirements are applicable for any removal or disturbance of RACM greater than three (3) linear feet on pipes or three (3) square feet on any other facility components or a total of at least 0.75 cubic feet on all facility components.
- (f) **Demolition and Renovation**  
The Permittee shall thoroughly inspect the affected facility or part of the facility where the demolition or renovation will occur for the presence of asbestos pursuant to 40 CFR 61.145(a).
- (g) **Indiana Licensed Asbestos Inspector**  
The Permittee shall comply with 326 IAC 14-10-1(a) that requires the owner or operator, prior to a renovation/demolition, to use an Indiana Licensed Asbestos Inspector to thoroughly inspect the affected portion of the facility for the presence of asbestos. The requirement to use an Indiana Licensed Asbestos inspector is not federally enforceable.

### **Testing Requirements [326 IAC 2-7-6(1)]**

#### **C.6 Performance Testing [326 IAC 3-6]**

---

- (a) For performance testing required by this permit, a test protocol, except as provided elsewhere in this permit, shall be submitted to:

Indiana Department of Environmental Management  
Compliance and Enforcement Branch, Office of Air Quality  
100 North Senate Avenue  
MC 61-53, IGCN 1003  
Indianapolis, Indiana 46204-2251

no later than thirty-five (35) days prior to the intended test date. The protocol submitted by the Permittee does not require a certification that meets the requirements of 326 IAC 2-7-6(1) by a "responsible official" as defined by 326 IAC 2-7-1(34).



- (b) The Permittee shall notify IDEM, OAQ of the actual test date at least fourteen (14) days prior to the actual test date. The notification submitted by the Permittee does not require a certification that meets the requirements of 326 IAC 2-7-6(1) by a "responsible official" as defined by 326 IAC 2-7-1(34).
- (c) Pursuant to 326 IAC 3-6-4(b), all test reports must be received by IDEM, OAQ not later than forty-five (45) days after the completion of the testing. An extension may be granted by IDEM, OAQ if the Permittee submits to IDEM, OAQ, a reasonable written explanation not later than five (5) days prior to the end of the initial forty-five (45) day period. The extension request submitted by the Permittee does not require a certification that meets the requirements of 326 IAC 2-7-6(1) by a "responsible official" as defined by 326 IAC 2-7-1(34).

### **Compliance Requirements [326 IAC 2-1.1-11]**

#### **C.7 Compliance Requirements [326 IAC 2-1.1-11]**

---

The commissioner may require stack testing, monitoring, or reporting at any time to assure compliance with all applicable requirements by issuing an order under 326 IAC 2-1.1-11. Any monitoring or testing shall be performed in accordance with 326 IAC 3 or other methods approved by the commissioner or the U. S. EPA.

### **Compliance Monitoring Requirements [326 IAC 2-7-5(1)][326 IAC 2-7-6(1)]**

#### **C.8 Compliance Monitoring [326 IAC 2-7-5(3)][326 IAC 2-7-6(1)]**

---

- (a) For new units:

Unless otherwise specified in the approval for the new emission unit(s), compliance monitoring for new emission units shall be implemented on and after the date of initial start-up.

- (b) For existing units:

Unless otherwise specified in this permit, for all monitoring requirements not already legally required, the Permittee shall be allowed up to ninety (90) days from the date of permit issuance to begin such monitoring. If due to circumstances beyond the Permittee's control, any monitoring equipment required by this permit cannot be installed and operated no later than ninety (90) days after permit issuance the Permittee may extend the compliance schedule related to the equipment for an additional ninety (90) days provided the Permittee notifies:

Indiana Department of Environmental Management  
Compliance and Enforcement Branch, Office of Air Quality  
100 North Senate Avenue  
MC 61-53 IGCN 1003  
Indianapolis, Indiana 46204-2251

in writing, prior to the end of the initial ninety (90) day compliance schedule, with full justification of the reasons for the inability to meet this date.

The notification which shall be submitted by the Permittee does require a certification that meets the requirements of 326 IAC 2-7-6(1) by a "responsible official" as defined by 326 IAC 2-7-1(34).

**C.9 Instrument Specifications [326 IAC 2-1.1-11] [326 IAC 2-7-5(3)] [326 IAC 2-7-6(1)]**

---

- (a) When required by any condition of this permit, an analog instrument used to measure a parameter related to the operation of an air pollution control device shall have a scale such that the expected maximum reading for the normal range shall be no less than twenty percent (20%) of full scale. The analog instrument shall be capable of measuring values outside of the normal range.
- (b) The Permittee may request that the IDEM, OAQ approve the use of an instrument that does not meet the above specifications provided the Permittee can demonstrate that an alternative instrument specification will adequately ensure compliance with permit conditions requiring the measurement of the parameters.

**Corrective Actions and Response Steps [326 IAC 2-7-5][326 IAC 2-7-6]**

**C.10 Emergency Reduction Plans [326 IAC 1-5-2] [326 IAC 1-5-3]**

---

Pursuant to 326 IAC 1-5-2 (Emergency Reduction Plans; Submission):

- (a) The Permittee shall maintain the most recently submitted written emergency reduction plans (ERPs) consistent with safe operating procedures.
- (b) Upon direct notification by IDEM, OAQ that a specific air pollution episode level is in effect, the Permittee shall immediately put into effect the actions stipulated in the approved ERP for the appropriate episode level. [326 IAC 1-5-3]

**C.11 Risk Management Plan [326 IAC 2-7-5(11)] [40 CFR 68]**

---

If a regulated substance, as defined in 40 CFR 68, is present at a source in more than a threshold quantity, the Permittee must comply with the applicable requirements of 40 CFR 68.

**C.12 Response to Excursions or Exceedances [326 IAC 2-7-5] [326 IAC 2-7-6]**

---

Upon detecting an excursion where a response step is required by the D Section, or an exceedance of a limitation, not subject to CAM, in this permit:

- (a) The Permittee shall take reasonable response steps to restore operation of the emissions unit (including any control device and associated capture system) to its normal or usual manner of operation as expeditiously as practicable in accordance with good air pollution control practices for minimizing excess emissions.
- (b) The response shall include minimizing the period of any startup, shutdown or malfunction. The response may include, but is not limited to, the following:
  - (1) initial inspection and evaluation;
  - (2) recording that operations returned or are returning to normal without operator action (such as through response by a computerized distribution control system);  
or
  - (3) any necessary follow-up actions to return operation to normal or usual manner of operation.
- (c) A determination of whether the Permittee has used acceptable procedures in response to an excursion or exceedance will be based on information available, which may include, but is not limited to, the following:
  - (1) monitoring results;

- (2) review of operation and maintenance procedures and records; and/or
- (3) inspection of the control device, associated capture system, and the process.
- (d) Failure to take reasonable response steps shall be considered a deviation from the permit.
- (e) The Permittee shall record the reasonable response steps taken.

**C.13 Actions Related to Noncompliance Demonstrated by a Stack Test [326 IAC 2-7-5][326 IAC 2-7-6]**

- (a) When the results of a stack test performed in conformance with Section C - Performance Testing, of this permit exceed the level specified in any condition of this permit, the Permittee shall submit a description of its response actions to IDEM, OAQ, no later than seventy-five (75) days after the date of the test.
- (b) A retest to demonstrate compliance shall be performed no later than one hundred eighty (180) days after the date of the test. Should the Permittee demonstrate to IDEM, OAQ that retesting in one hundred eighty (180) days is not practicable, IDEM, OAQ may extend the retesting deadline.
- (c) IDEM, OAQ reserves the authority to take any actions allowed under law in response to noncompliant stack tests.

The response action documents submitted pursuant to this condition do require a certification that meets the requirements of 326 IAC 2-7-6(1) by a "responsible official" as defined by 326 IAC 2-7-1(34).

**Record Keeping and Reporting Requirements [326 IAC 2-7-5(3)] [326 IAC 2-7-19]**

**C.14 Emission Statement [326 IAC 2-7-5(3)(C)(iii)][326 IAC 2-7-5(7)][326 IAC 2-7-19(c)][326 IAC 2-6]**

- (a) In accordance with the compliance schedule specified in 326 IAC 2-6-3(b)(1), the Permittee shall submit by July 1 an emission statement covering the previous calendar year as follows:
  - (1) starting in 2004 and every three (3) years thereafter, and
  - (2) any year not already required under (1) if the source emits volatile organic compounds or oxides of nitrogen into the ambient air at levels equal to or greater than twenty-five (25) tons during the previous calendar year.
- (b) The emission statement shall contain, at a minimum, the information specified in 326 IAC 2-6-4(c) and shall meet the following requirements:
  - (1) Indicate estimated actual emissions of all pollutants listed in 326 IAC 2-6-4(a);
  - (2) Indicate estimated actual emissions of regulated pollutants as defined by 326 IAC 2-7-1(32) ("Regulated pollutant, which is used only for purposes of Section 19 of this rule") from the source, for purpose of fee assessment.

The statement must be submitted to:

Indiana Department of Environmental Management  
Technical Support and Modeling Section, Office of Air Quality  
100 North Senate Avenue  
MC 61-50 IGCN 1003  
Indianapolis, Indiana 46204-2251

The emission statement does require a certification that meets the requirements of 326 IAC 2-7-6(1) by a "responsible official" as defined by 326 IAC 2-7-1(34).

C.15 General Record Keeping Requirements [326 IAC 2-7-5(3)] [326 IAC 2-7-6]  
[326 IAC 2-2][326 IAC 2-3]

---

- (a) Records of all required monitoring data, reports and support information required by this permit shall be retained for a period of at least five (5) years from the date of monitoring sample, measurement, report, or application. Support information includes the following, where applicable:
- (AA) All calibration and maintenance records.
  - (BB) All original strip chart recordings for continuous monitoring instrumentation.
  - (CC) Copies of all reports required by [326 IAC 2-7-5(3)(C)] [326 IAC 2-1.1-11] [326 IAC 2-3.

Records of required monitoring information include the following, where applicable:

- (AA) The date, place, as defined in this permit, and time of sampling or measurements.
- (BB) The dates analyses were performed.
- (CC) The company or entity that performed the analyses.
- (DD) The analytical techniques or methods used.
- (EE) The results of such analyses.
- (FF) The operating conditions as existing at the time of sampling or measurement.

These records shall be physically present or electronically accessible at the source location for a minimum of three (3) years. The records may be stored elsewhere for the remaining two (2) years as long as they are available upon request. If the Commissioner makes a request for records to the Permittee, the Permittee shall furnish the records to the Commissioner within a reasonable time.

- (b) Unless otherwise specified in this permit, for all record keeping requirements not already legally required, the Permittee shall be allowed up to ninety (90) days from the date of permit issuance or the date of initial start-up, whichever is later, to begin such record keeping.
- (c) If there is a reasonable possibility (as defined in 40 CFR 51.165(a)(6)(vi)(A), 40 CFR 51.165(a)(6)(vi)(B), 40 CFR 51.166(r)(6)(vi)(a), and/or 40 CFR 51.166(r)(6)(vi)(b)) that a "project" (as defined in 326 IAC 2-2-1(qq) and/or 326 IAC 2-3-1(II)) at an existing emissions unit, other than projects at a source with a Plantwide Applicability Limitation (PAL), which is not part of a "major modification" (as defined in 326 IAC 2-2-1(ee) and/or 326 IAC 2-3-1(z)) may result in significant emissions increase and the Permittee elects to utilize the "projected actual emissions" (as defined in 326 IAC 2-2-1(rr) and/or 326 IAC 2-3-1(mm)), the Permittee shall comply with following:
- (1) Before beginning actual construction of the "project" (as defined in

326 IAC 2-2-1(qq) and/or 326 IAC 2-3-1(ll) at an existing emissions unit, document and maintain the following records:

- (A) A description of the project.
- (B) Identification of any emissions unit whose emissions of a regulated new source review pollutant could be affected by the project.
- (C) A description of the applicability test used to determine that the project is not a major modification for any regulated NSR pollutant, including:
  - (i) Baseline actual emissions;
  - (ii) Projected actual emissions;
  - (iii) Amount of emissions excluded under section 326 IAC 2-2-1(rr)(2)(A)(iii) and/or 326 IAC 2-3-1 (mm)(2)(A)(iii); and
  - (iv) An explanation for why the amount was excluded, and any netting calculations, if applicable.
- (d) If there is a reasonable possibility (as defined in 40 CFR 51.165(a)(6)(vi)(A) and/or 40 CFR 51.166(r)(6)(vi)(a)) that a "project" (as defined in 326 IAC 2-2-1(qq) and/or 326 IAC 2-3-1(ll)) at an existing emissions unit, other than projects at a source with a Plantwide Applicability Limitation (PAL), which is not part of a "major modification" (as defined in 326 IAC 2-2-1(ee) and/or 326 IAC 2-3-1(z)) may result in significant emissions increase and the Permittee elects to utilize the "projected actual emissions" (as defined in 326 IAC 2-2-1(rr) and/or 326 IAC 2-3-1(mm)), the Permittee shall comply with following:
  - (1) Monitor the emissions of any regulated NSR pollutant that could increase as a result of the project and that is emitted by any existing emissions unit identified in (1)(B) above; and
  - (2) Calculate and maintain a record of the annual emissions, in tons per year on a calendar year basis, for a period of five (5) years following resumption of regular operations after the change, or for a period of ten (10) years following resumption of regular operations after the change if the project increases the design capacity of or the potential to emit that regulated NSR pollutant at the emissions unit.

C.16 General Reporting Requirements [326 IAC 2-7-5(3)(C)] [326 IAC 2-1.1-11] [326 IAC 2-3]

- (a) The Permittee shall submit the attached Quarterly Deviation and Compliance Monitoring Report or its equivalent. Proper notice submittal under Section B –Emergency Provisions satisfies the reporting requirements of this paragraph. Any deviation from permit requirements, the date(s) of each deviation, the cause of the deviation, and the response steps taken must be reported except that a deviation required to be reported pursuant to an applicable requirement that exists independent of this permit, shall be reported according to the schedule stated in the applicable requirement and does not need to be included in this report. This report shall be submitted not later than thirty (30) days after the end of the reporting period. The Quarterly Deviation and Compliance Monitoring Report shall include a certification that meets the requirements of 326 IAC 2-7-6(1) by a "responsible official" as defined by 326 IAC 2-7-1(34). A deviation is an exceedance of a permit limitation or a failure to comply with a requirement of the permit.
- (b) The address for report submittal is:

Indiana Department of Environmental Management  
Compliance and Enforcement Branch, Office of Air Quality  
100 North Senate Avenue  
MC 61-53 IGCN 1003  
Indianapolis, Indiana 46204-2251

- (c) Unless otherwise specified in this permit, any notice, report, or other submission required by this permit shall be considered timely if the date postmarked on the envelope or certified mail receipt, or affixed by the shipper on the private shipping receipt, is on or before the date it is due. If the document is submitted by any other means, it shall be considered timely if received by IDEM, OAQ on or before the date it is due.
- (d) The first report shall cover the period commencing on the date of issuance of this permit and ending on the last day of the reporting period. Reporting periods are based on calendar years, unless otherwise specified in this permit. For the purpose of this permit "calendar year" means the twelve (12) month period from January 1 to December 31 inclusive.
- (e) If the Permittee is required to comply with the recordkeeping provisions of (d) in Section C - General Record Keeping Requirements for any "project" (as defined in 326 IAC 2-2-1 (qq) and/or 326 IAC 2-3-1 (ll)) at an existing emissions unit, and the project meets the following criteria, then the Permittee shall submit a report to IDEM, OAQ:
  - (1) The annual emissions, in tons per year, from the project identified in (c)(1) in Section C- General Record Keeping Requirements exceed the baseline actual emissions, as documented and maintained under Section C- General Record Keeping Requirements (c)(1)(C)(i), by a significant amount, as defined in 326 IAC 2-2-1 (xx) and/or 326 IAC 2-3-1 (qq), for that regulated NSR pollutant, and
  - (2) The emissions differ from the preconstruction projection as documented and maintained under Section C - General Record Keeping Requirements (c)(1)(C)(ii).
- (f) The report for project at an existing emissions unit shall be submitted within sixty (60) days after the end of the year and contain the following:
  - (1) The name, address, and telephone number of the major stationary source.
  - (2) The annual emissions calculated in accordance with (d)(1) and (2) in Section C - General Record Keeping Requirements.
  - (3) The emissions calculated under the actual-to-projected actual test stated in 326 IAC 2-2-2(d)(3) and/or 326 IAC 2-3-2(c)(3).
  - (4) Any other information that the Permittee wishes to include in this report such as an explanation as to why the emissions differ from the preconstruction project.

Reports required in this part shall be submitted to:

Indiana Department of Environmental Management  
Compliance and Enforcement Branch, Office of Air Quality  
100 North Senate Avenue  
MC 61-53 IGCN 1003  
Indianapolis, Indiana 46204-2251

- (g) The Permittee shall make the information required to be documented and maintained in accordance with (c) in Section C- General Record Keeping Requirements available for review upon a request for inspection by IDEM, OAQ. The general public may request this information from the IDEM, OAQ under 326 IAC 17.1.

### **Stratospheric Ozone Protection**

#### **C.17 Compliance with 40 CFR 82 and 326 IAC 22-1**

---

Pursuant to 40 CFR 82 (Protection of Stratospheric Ozone), Subpart F, except as provided for motor vehicle air conditioners in Subpart B, the Permittee shall comply with applicable standards for recycling and emissions reduction.

## SECTION D.1 EMISSIONS UNIT OPERATION CONDITIONS

### Emissions Unit Description:

- (a) One (1) Tank Truck Loading Facility, identified as 041, constructed in 1926, with four (4) loading racks with a maximum combined throughput of 60,000 gallons per hour, where liquid fuels are bottom-loaded into tank trucks. The truck loading rack was modified in 2011 to four lane loading rack and the addition of 6 (six) denatured ethanol loading arms. Denatured ethanol loading is directed to vapor combustion unit one (VCU1), approved for construction in 2011. The capacity of the truck rack is 90,000 gallons per hour of denatured ethanol and 60,000 gallons per hour of jet/diesel product. The truck rack has six (6) denatured ethanol loading arms, eight (8) diesel loading arms and one (1) jet loading arm.
- (b) A 24-spot railcar loading rack, constructed in 2011, and approved in 2013 for modification, designed to load/offload petroleum product in up to six (6) railcars at a time through an available twelve (12) loading arms. The railcars are 30,000 gallons per car with a total rack capacity of 180,000 gallons per hour. The loading racks emissions will be controlled by two (2) vapor combustion units, identified as two VCU2 and three VCU3, with a natural gas-fuel pilot flame rated at 0.045 MMBtu/hr, as well as a vac assist for crude oil loading.

(The information describing the process contained in this emissions unit description box is descriptive information and does not constitute enforceable conditions.)

### Emission Limitations and Standards [326 IAC 2-7-5(1)]

#### D.1.1 [326 IAC 8-4-4] [40 CFR 60 Subpart XX]

The Permittee shall not load gasoline through the Tank Truck Loading Facility, identified as 041 at any time.

Compliance with this limit shall render 326 IAC 8-4-4 and 40 CFR 60 Subpart XX not applicable to the Tank Truck Loading Facility.

#### D.1.2 Emission Offset Minor Limits [326 IAC 2-3]

In order to render the requirements of 326 IC 2-3 not applicable, the Permittee shall comply with the following:

- (a) The emissions of VOC from VCU2 and VCU3 combined when handling petroleum products shall not exceed 11.36 g/kgal of petroleum product loaded.
- (b) The annual throughput of petroleum product loaded at the 24- spot railcar loading rack shall be limited to less than 1,665,000,000 gallons per twelve (12) consecutive month period, with compliance determined at the end of each month.
- (c) The emissions of VOC from VCU2 and VCU3 combined when loading distillate fuel oil No. 2 shall not exceed 0.5 g/kgal of distillate fuel oil No. 2 loaded.
- (d) The annual throughput of distillate fuel oil No. 2 product loaded at the 24-spot railcar loading rack, shall be limited to less than 300,000,000 gallons per twelve (12) consecutive month period, with compliance determined at the end of each month.
- (e) The tank truck loading facility shall not load ethanol.



- (f) The six (6) arms for denatured ethanol loading, permitted in 2011, at the tank truck loading facility (041), shall not load any product.
- (g) The vapor combustion unit, identified as VCU1, permitted in 2011, shall not be operated.

Compliance with the above limits in conjunction with the limit in Condition D.2.1 and the potential to emit VOC from tanks D-4, D-2, and D-3, shall limit the net emissions increase of VOC emissions from the 2013 Petroleum Product modification to less than 40 tons per year and will render 326 IAC 2-3 (Emission Offset) not applicable to the 2013 Petroleum Products modification.

#### D.1.3 VOC Emissions [326 IAC 8-1-6]

Pursuant to 326 IAC 8-1-6 (BACT), the Permittee shall control the VOC emissions from the 24-spot railcar loading rack (041) with a Best Available Control Technology (BACT), which has been determined to be the following:

- (a) The VOC emissions from the 24-spot railcar loading rack shall be controlled by a VCU2 and VCU3.
- (b) A vac assist for fugitive emission control shall be in operation when loading crude oil products.
- (c) The control efficiency for VCU3 shall be greater or equal to 99.4% and VOC emissions shall be limited to 3mg/L of crude oil loaded.
- (d) VCU2 and VCU3 shall control the VOC emissions from the 24-spot railcar loading rack at all the times when the 24-spot railcar loading rack is in operation.

#### D.1.4 Preventive Maintenance Plan [326 IAC 2-7-5(12)]

A Preventive Maintenance Plan is required for these facilities and the any control devices. Section B - Preventive Maintenance Plan contains the Permittee's obligations with regard to the preventive maintenance plan required by this condition.

### **Compliance Determination Requirements**

#### D.1.5 Vapor Combustion Unit (VCU) Operation

- (a) In order to comply with Condition D.1.2 and D.1.3, the Vapor Combustion Units two (VCU2) and three (VCU3) shall be in operation and control emissions at all times that the railcar loading rack is in operation
- (b) In order to comply with Condition D.1.2 and D.1.3, the vac assist shall be in operation at all times when the 24-spot railcar loading rack (041) is loading crude oil products.

#### D.1.6 Testing Requirements [326 IAC 2-7-6(1),(6)] [326 IAC 2-1.1-11]

- (a) Not later than 180 days after the start-up of the railcar loading rack, the Permittee shall perform VOC testing (including emission rate and control efficiency) of VCU2 and VCU3 when loading petroleum products, utilizing methods approved by the Commissioner. Testing shall be repeated at least once every five (5) years from the date of the most recent valid compliance demonstration. Testing shall be conducted in accordance with the provisions of 326 IAC 3-6 (Source Sampling Procedures). Section C - Performance Testing contains the Permittee's obligations with regard to the performance testing required by this condition.
- (b) Not later than 180 days after the railcar loading rack, the Permittee shall perform VOC testing (including emission rate and control efficiency) of VCU2 and VCU3 when loading

distillate products, utilizing methods approved by the Commissioner. Testing shall be repeated at least once every five (5) years from the date of the most recent valid compliance demonstration. Testing shall be conducted in accordance with the provisions of 326 IAC 3-6 (Source Sampling Procedures). Section C - Performance Testing contains the Permittee's obligations with regard to the performance testing required by this condition.

### **Compliance Monitoring Requirements [326 IAC 2-7-5(1)][326 IAC 2-7-6(1)]**

#### **D.1.7 Vapor Combustion Unit Monitoring [326 IAC 2-7-6(1)] [326 IAC 2-7-5(1)][40 CFR 64]**

---

- (a) A continuous monitoring system shall be calibrated, maintained, and operated on Vapor Combustion Units Two, and Three (VCU2, and VCU3) for measuring operating temperature of the Vapor Combustion Units Two, and Three (VCU2 and VCU3). For the purposes of this condition, continuous mean no less often than once per fifteen (15) minutes. The output of this system shall be recorded as 3-hour average. From the date of the start up of the VCUs until the stack test results are available, the Permittee shall operate the VCUs at or above the 3-hour average temperature of 1200°F.
- (b) The Permittee shall determine the 3-hour average temperature from the most recent valid stack test that demonstrates compliance with Conditions D.1.2 and D.1.3.
- (c) On and after the date the stack test results are available, the Permittee shall operate the VCUs at or above the 3-hour average temperature as observed during the latest compliant stack test.
- (d) If the 3-hour average temperature falls below the above mentioned 3-hour average temperature, the Permittee shall take a reasonable response. Section C – Response to Excursions or Exceedances contains the Permittee's obligations with regard to responding to the reasonable response steps required by this condition.

### **Record Keeping and Reporting Requirements [326 IAC 2-7-5(3)] [326 IAC 2-7-19]**

#### **D.1.8 Record Keeping Requirements**

---

- (a) To document the compliance status with Condition D.1.2 - Emission Offset, the Permittee shall maintain monthly records of the amount of petroleum product and distillate loading at the 24-spot railcar loading rack (041).
- (b) To document the compliance status with Condition D.1.7, the Permittee shall maintain continuous temperature records for VCU2 and VCU3 and the 3-hour average temperature used to demonstrate compliance during the most recent compliant stack test.
- (c) Section C - General Record Keeping Requirements contains the Permittee's obligations with regard to the record keeping required by this condition.

#### **D.1.9 Reporting Requirements**

---

- (1) A quarterly report and a quarterly summary of the information to document the compliance status with Condition D.1.2 shall be submitted not later than thirty (30) days after the end of the quarter being reported. The report submitted by the Permittee does require a certification that meets the requirements of 326 IAC 2-7-6(1) by a "responsible official" as defined by 326 IAC 2-7-1(34). Section C - General Reporting Requirements contains the Permittee's obligations with regard to the reporting required by this condition.

- (2) A semi-annual report and semi-annual summary of the information to document the compliance status with Condition D.1.2 shall be submitted not later than thirty (30) days after the end of the period being reported. The report submitted by the Permittee does require a certification that meets the requirements of 326 IAC 2-7-6(1) by a "responsible official" as defined by 326 IAC 2-7-1(34). Section C - General Reporting Requirements contains the Permittee's obligations with regard to the reporting required by this condition.

## SECTION D.2 EMISSIONS UNIT OPERATION CONDITIONS

### Emissions Unit Description:

- (c) Fifteen (15) petroleum liquid storage tanks, identified as tank Nos. D-1, D-2, D-3, D-4, D-08F, D-12S, D-50, D-55, D-72, D-73, D-80, D-83, D-85, D-91, and D-92. Tank specifications are as follows:
- (1) Storage Tank No. D-1 has an internal floating roof with a double wiper seal. The tank has a maximum capacity of 7,560,000 gallons. The tank was constructed in 1995. [40 CFR 60 Subpart Kb] [40 CFR 63, Subpart BBBBBB]
  - (2) Storage Tank No. D-2 permitted to store gasoline, has an internal floating roof with a liquid mounted primary mechanical shoe seal and a secondary seal. The tank has a maximum capacity of 10,500,000 gallons. The tank will be constructed in 2011. [40 CFR 60, Subpart Kb] [40 CFR 63, Subpart BBBBBB]
  - (3) Storage Tank No. D-3 permitted to store petroleum products, has an internal floating roof with a liquid mounted primary mechanical seal and a secondary seal. The tank has a maximum capacity of 10,500,000 gallons. The tank will be constructed in 2011. [40 CFR 60, Subpart Kb]
  - (4) Storage Tank No. D-4, approved in 2013 for construction, has an Allentech roof (HC aluminum full-contact internal floating roof) with a double wiper seal. The tank has a maximum capacity of 4,200,000 gallons. [40 CFR 60 Subpart Kb] [40 CFR 63, Subpart BBBBBB].
  - (5) Storage Tank No. D-08F has an internal floating roof with a liquid mounted resilient seal. The tank has a maximum capacity of 3,360,000 gallons. The tank was constructed in 1927. [40 CFR 63, Subpart BBBBBB]
  - (6) Storage Tank No. D-12S has an internal floating roof with a liquid mounted resilient seal. The tank has a maximum capacity of 3,360,000 gallons. The tank was constructed in 1928. [40 CFR 63, Subpart BBBBBB]
  - (7) Storage Tank No. D-50 has an internal floating roof with a vapor mounted seal. The tank has a maximum capacity of 3,360,000 gallons. The tank was constructed in 1928. [40 CFR 63, Subpart BBBBBB]
  - (8) Storage Tank No. D-55 has an internal floating roof with a mechanical seal. The tank has a maximum capacity of 840,000 gallons. The tank was constructed in 1927. [40 CFR 63, Subpart BBBBBB]
  - (9) Storage Tank No. D-72 has an internal floating roof with a double wiper seal. The tank has a maximum capacity of 3,360,000 gallons. The tank was constructed in 1926. [40 CFR 63, Subpart BBBBBB]
  - (10) Storage Tank No. D-73 has an internal floating roof with a double wiper seal. The tank has a maximum capacity of 3,360,000 gallons. The tank was constructed in 1926. [40 CFR 63, Subpart BBBBBB]
  - (11) Storage Tank No. D-80 has an internal floating roof with a vapor mounted primary seal and rim mounted secondary seal. The tank has a maximum capacity of 3,360,000 gallons. The tank was constructed in 1927 and modified in 1998.

[40 CFR 60 Subpart Kb] [40 CFR 63, Subpart BBBBBB]

- (12) Storage Tank No. D-83 has an internal floating roof with a vapor mounted primary seal and rim mounted secondary seal. The tank has a maximum capacity of 3,360,000 gallons. The tank was constructed in 1927 and modified in 1998.  
[40 CFR 60 Subpart Kb] [40 CFR 63, Subpart BBBBBB]
- (13) Storage Tank No. D-85 has an internal floating roof with a vapor mounted seal. The tank has a maximum capacity of 3,360,000 gallons. The tank was constructed in 1926. [40 CFR 63, Subpart BBBBBB]
- (14) Storage Tank No. D-91 has an internal floating roof with a vapor mounted seal. The tank has a maximum capacity of 210,000 gallons. The tank was constructed in 1928. [40 CFR 63, Subpart BBBBBB]
- (15) Storage Tank No. D-92 has an internal floating roof with a vapor mounted seal. The tank has a maximum capacity of 210,000 gallons. The tank was constructed in 1928. [40 CFR 63, Subpart BBBBBB]

(The information describing the process contained in this emissions unit description box is descriptive information and does not constitute enforceable conditions.)

## Emission Limitations and Standards [326 IAC 2-7-5(1)]

### D.2.1 Emission Offset Minor Limits [326 IAC 2-3]

In order to render the requirements of 326 IC 2-2 not applicable, the combined Volatile Organic Compound (VOC) emissions from tanks D-1, D-8F, D-50, and D-55 shall not exceed twenty-five and five-tenths (25.50) tons per twelve (12) consecutive month period when compliance determined at the end of each month.

Compliance with the above limits in conjunction with the limit in Condition D.1.2 and the potential to emit VOC from tanks D-4, D-2, and D-3, shall limit the net emissions increase of VOC emissions from the 2013 Petroleum Product modification to less than 40 tons per year and will render 326 IAC 2-3 (Emission Offset) not applicable to the 2013 Petroleum Products modification.

### D.2.2 Storage Vessels [326 IAC 8-9-4(b)]

Pursuant to 326 IAC 8-9-4(b), tanks D-08F, D-12S, D-50, D-55, D-72, D-73, D-80, D-83, D-85, D-91, and D-92 shall not store a volatile organic liquid (VOL) with a vapor pressure greater than or equal to eleven and one-tenth (11.1) psia as stored.

### D.2.3 Storage Vessels [326 IAC 8-9-4(c)] [326 IAC 8-4-3(b)]

- (a) Pursuant to 326 IAC 8-9-4(c), tanks D-08F, D-12S, D-50, D-55, D-72, D-73, D-80, D-83, D-85, D-91, and D-92 shall be equipped with a fixed roof in combination with an internal floating roof meeting the following:
- (1) The internal floating roof shall rest or float on the liquid surface (but not necessarily in complete contact with it) inside a storage vessel that has a fixed roof.
  - (2) The internal floating roof shall be floating on the liquid surface at all times, except during initial fill and during those intervals when the storage tank is completely emptied and refilled.

- (3) When the roof is resting on the leg supports, the process of filling, emptying, or refilling shall be continuous and shall be accomplished as rapidly as possible.
- (4) Each internal floating roof shall be equipped with one (1) of the following closure devices between the wall of the vessel and the edge of the internal floating roof:
  - (A) A foam or liquid-filled seal mounted in contact with the liquid (liquid-mounted seal).
  - (B) Two (2) seals mounted one (1) above the other so that each forms a continuous closure that completely covers the space between the wall of the vessel and the edge of the internal floating roof. The lower seal may be vapor-mounted, but both must be continuous.
  - (C) A mechanical shoe seal that consists of a metal sheet held vertically against the wall of the storage vessel by springs or weighted levers and is connected by braces to the floating roof. A flexible coated fabric, or envelope, spans the annular space between the metal sheet and the floating roof.
- (5) The facility is maintained such that there are no visible holes, tears, or other openings in the seal or any seal fabric or materials.
- (6) Each opening in a noncontact internal floating roof except for automatic bleeder vents (vacuum breaker vents) and the rim space vents is to provide a projection below the liquid surface.
- (7) Each opening in the internal floating roof except for leg sleeves, automatic bleeder vents, rim space vents, column wells, ladder wells, sample wells, and stub drains is to be equipped with a cover or lid which is to be maintained in a closed position at all times (i.e.; no visible gap) except when the device is in actual use. The cover or lid shall be equipped with a gasket. Covers on each access hatch and automatic gauge float well shall be bolted except when they are in use.
- (8) Automatic bleeder vents shall be equipped with a gasket and are to be closed at all times when the roof is floating except when the roof is being floated off or is being landed on the roof leg supports.
- (9) Rim space vents shall be equipped with a gasket and are to be set to open only when the internal floating roof is not floating or at the manufacturer's recommended setting.
- (10) Each penetration of the internal floating roof for the purpose of sampling shall be a sample well. The sample well shall have a slit fabric cover that covers at least 90 percent of the opening.
- (11) Each penetration of the internal floating roof that allows for passage of a column supporting the fixed roof shall have a flexible fabric sleeve seal or a gasketed sliding cover.
- (12) Each penetration of the internal floating roof that allows for passage of a ladder shall have a gasketed sliding cover.

- (b) Pursuant to 326 IAC 8-4-3(b), no owner or operator of tanks D-1, D-2, D-3, D-08F, D-12S, D-50, D-55, D-72, D-73, D-80, D-83, D-85, D-91, and D-92 shall permit the use of such facility unless:
- (1) The facility has been retrofitted with an internal floating roof equipped with a closure seal, or seals, to close the space between the roof edge and tank wall unless the source has been retrofitted with equally effective alternative control which has been approved.
  - (2) The facility is maintained such that there are no visible holes, tears, or other openings in the seal or any seal fabric or materials.
  - (3) All openings, except stub drains, are equipped with covers, lids, or seals such that:
    - (A) The cover, lid, or seal is in the closed position at all times except when in actual use;
    - (B) Automatic bleeder vents are closed at all times except when the roof is floated off or landed on the roof leg supports;
    - (C) Rim vents, if provided, are set to open when the roof is being floated off the roof leg supports or at the manufacturer's recommended setting.

#### D.2.4 Preventive Maintenance Plan [326 IAC 2-7-5(12)]

A Preventive Maintenance Plan (PMP) is required for this unit and its control device. Section B - Preventive Maintenance Plan contains the Permittee's obligations with regard to the preventive maintenance plan required by this condition.

#### **Compliance Monitoring Requirements [326 IAC 2-7-5(1)][326 IAC 2-7-6(1)]**

#### D.2.5 VOC and HAP

In order to determine compliance with the VOC emissions limits in Condition D.2.1, the VOC emissions from tanks D-1, D-8F, D-50, and D-55 shall be calculated using USEPA's TANKS program (version 4.0 or its updates).

#### D.2.6 Monitoring [326 IAC 8-9-5(b)]

Pursuant to 326 IAC 8-9-5(b), the owner or operator of tanks D-08F, D-12S, D-50, D-55, D-72, D-73, D-80, D-83, D-85, D-91, and D-92 shall:

- (a) Visually inspect the internal floating roof, the primary seal, and the secondary seal (if one is in service), prior to the filling of the storage vessel with VOL. If there are holes, tears, or other openings in the primary seal, the secondary seal, or the seal fabric or defects in the internal floating roof, or both, the Permittee shall repair the items before filling the storage vessel.
- (b) Visually inspect the internal floating roof, the primary seal, and the secondary seal (if one is in service) through manholes and roof hatches on the fixed roof at least once every 12 months after initial fill. If the internal floating roof is not resting on the surface of the VOL inside the storage vessel, or there is liquid accumulated on the roof, or the seal is detached, or there are holes or tears in the seal fabric, the Permittee shall repair the items or empty and remove the storage vessel from service within 45 days. If a failure that is detected in this paragraph cannot be repaired within 45 days and if the vessel cannot be emptied within 45 days, a 30-day extension may be requested from IDEM, OAQ in the inspection report required in 326 IAC 8-9-6(c)(3). Such a request for an

extension must document that alternate storage capacity is unavailable and specify a schedule of actions that the company will take that will assure that the control equipment will be repaired or the vessel will be emptied as soon as possible.

- (c) For vessels equipped with both primary and secondary seals:
  - (1) visually inspect the vessel as specified in Condition D.2.5(c), at least every five (5) years; or
  - (2) visually inspect the vessel as specified in Condition D.2.5(b).
- (d) Visually inspect the internal floating roof, the primary seal, and the secondary seal (if one is in service), gaskets, slotted membranes, and sleeve seals (if any) each time the storage vessel is emptied and degassed. If the internal floating roof has defects, the primary seal has holes, tears, or other openings in the seal or the seal fabric or the secondary seal has holes, tears, or other openings in the seal or the seal fabric, or the gaskets no longer close off the liquid surfaces from the atmosphere, or the slotted membrane has more than 10 percent open area, the Permittee shall repair the items as necessary so that none of the conditions specified in this paragraph exist before refilling the storage vessel with VOL. In no event shall inspections conducted in accordance with this provision occur at intervals greater than 10 years in the case of vessels conducting the annual visual inspection as specified in Conditions D.2.5(b) and D.2.5(c)(1) and at intervals no greater than five (5) years in the case of vessels specified in Condition D.2.5(c)(2).
- (e) Notify IDEM, OAQ in writing at least 30 days prior to the filling or refilling of each storage vessel for which an inspection is required by paragraph (a) and (c) of this section to afford IDEM the opportunity to have an observer present. If the inspection required by (c) of this section is not planned and the Permittee could not have known about the inspection 30 days in advance of refilling the tank, the Permittee shall notify IDEM, OAQ at least 7 days prior to the refilling of the storage vessel. Notification shall be made by telephone immediately followed by written documentation demonstrating why the inspection was unplanned. Alternatively, this notification including the written documentation may be made in writing and sent by express mail so that it is received by the IDEM, OAQ at least 7 days prior to refilling.

## **Record Keeping and Reporting Requirements [326 IAC 2-7-5(3)] [326 IAC 2-7-19]**

### **D.2.7 Record Keeping Requirements [326 IAC 8-9-6] [326 IAC 8-4-3]**

- (a) To document the compliance status with Condition D.2.1 - Emission Offset, the Permittee shall maintain monthly records of the VOC emissions, as calculated in accordance with Condition D.2.5, from tanks D-1, D-8F, D-50, and D-55.
- (b) In accordance with 326 IAC 8-9-6(b) the owner or operator of tanks D-08F, D-12S, D-50, D-55, D-72, D-73, D-80, D-83, D-85, D-91, and D-92 shall maintain records of each vessel including the vessel identification number, dimensions, capacity, and a description of the emission control equipment shall be maintained for the life of the vessel.
- (c) In accordance with 326 IAC 8-9-6(c), a record of each inspection performed as required under Condition D.2.6 shall be maintained and shall identify the following:
  - (1) The vessel identification number
  - (2) The date of the inspection
  - (3) The observed condition of the seal, internal floating roof, and fittings.



- (d) Pursuant to 326 IAC 8-4-3(d), the Permittee shall maintain a record of the petroleum liquid or VOL stored in tanks D-1, D-2, D-3, D-08F, D-12S, D-50, D-55, D-72, D-73, D-80, D-83, D-85, D-91, and D-92, the period of storage, the maximum true vapor pressure of that liquid as stored, and the results of the inspections performed on the storage vessels.
- (e) Section C - General Record Keeping Requirements contains the Permittee's obligations with regard to the record keeping required by this condition.

#### D.2.7 Reporting Requirements [326 IAC 8-9-6]

- (a) Pursuant to 326 IAC 8-9-6(c)(2), a report of any defects (the internal floating roof is not resting on the surface of the VOL, or there is liquid accumulated on the roof, or the seal is detached, or there are holes shall be furnished to the IDEM, OAQ and not later than thirty (30) days of the inspection. The report shall identify the vessel identification number, the nature of the defects, and the date the vessel was emptied or the nature of and date the repair was made. This report shall be submitted not later than thirty (30) days after the end of the quarter being reported.
- (b) A quarterly report of VOC monthly emissions from tanks D-1, D-8F, D-50, and D-55 and a quarterly summary of the information to document the compliance status with D.2.1 shall be submitted not later than thirty (30) days after the end of the quarter being reported.

Section C - General Reporting Requirements contains the Permittee's obligations with regard to the reporting required by this condition. The report submitted by the Permittee does require a certification that meets the requirements of 326 IAC 2-7-6(1) by a "responsible official," as defined by 326 IAC 2-7-1 (34).

## SECTION D.3 EMISSIONS UNIT OPERATION CONDITIONS

### Emissions Unit Description:

The following storage tanks which emit less than one (1) ton per year of a single HAP and less than fifteen (15) pounds per day of VOC:

- (a) Storage Tank No. D-08B is a fixed cone roof tank storing distillates with a maximum design capacity of 3,360,000 gallons. The tank was constructed in 1929.
- (b) Storage Tank No. D-08G is a fixed cone roof tank storing distillates with a maximum design capacity of 3,120,600 gallons. The tank was constructed in 1928.
- (c) Storage Tank No. D-13S is a fixed cone roof tank storing distillates with a maximum design capacity of 3,141,600 gallons. The tank was constructed in 1928.
- (d) Storage Tank No. D-21 is a fixed cone roof tank storing distillates with a maximum design capacity of 840,000 gallons. The tank was constructed in 1928.
- (e) Storage Tank No. D-51 is a fixed cone roof tank storing distillates with a maximum design capacity of 840,000 gallons. The tank was constructed in 1926.
- (f) Storage Tank No. D-52 is a fixed cone roof tank storing distillates with a maximum design capacity of 840,000 gallons. The tank was constructed in 1927.
- (g) Storage Tank No. D-57 is a fixed cone roof tank storing distillates with a maximum design capacity of 840,000 gallons. The tank was constructed in 1926.
- (h) Storage Tank No. D-74 is a fixed cone roof tank storing distillates with a maximum design capacity of 840,000 gallons. The tank was constructed in 1926.
- (i) Storage Tank No. D-75 is a fixed cone roof tank storing distillates with a maximum design capacity of 840,000 gallons. The tank was constructed in 1926.
- (j) Storage Tank No. D-84 is a fixed cone roof tank storing distillates with a maximum design capacity of 3,360,000 gallons. The tank was constructed in 1926.

(The information describing the process contained in this emissions unit description box is descriptive information and does not constitute enforceable conditions.)

### Record Keeping and Reporting Requirements [326 IAC 2-7-5(3)] [326 IAC 2-7-19]

#### D.3.1 Record Keeping Requirements [326 IAC 8-9-6]

- (a) In accordance with 326 IAC 8-9-6(b) the owner or operator of tanks D-08B, D-08G, D-13S, D-21, D-51, D-52, D-57, D-74, D-75, and D-84 shall maintain records of each vessel including the vessel identification number, dimensions, capacity, and a description of the emission control equipment shall be maintained for the life of the vessel.
- (b) Section C - General Record Keeping Requirements contains the Permittee's obligations with regard to the record keeping required by this condition.

#### D.3.2 Reporting Requirements [326 IAC 8-9-6]

In accordance with 326 IAC 8-9-6(h), the owner or operator of tanks D-08B, D-08G, D-13S, D-21,

D-51, D-52, D-57, D-74, D-75, and D-84 shall maintain a record and notify the IDEM, OAQ not later than thirty (30) days when the maximum true vapor pressure of the liquid exceeds seventy-five hundredths (0.75) psia.

These reports shall be submitted not later than thirty (30) calendar days following the end of each calendar quarter. Section C - General Reporting Requirements contains the Permittee's obligations with regard to the reporting required by this condition.

## SECTION E.1 EMISSIONS UNIT OPERATION CONDITIONS

### Emissions Unit Description: Storage Tanks

- (1) Storage Tank No. D-1 has an internal floating roof with a double wiper seal. The tank has a maximum capacity of 7,560,000 gallons. The tank was constructed in 1995. [40 CFR 60 Subpart Kb] [40 CFR 63, Subpart BBBBBB]
- (2) Storage Tank No. D-2 permitted to store gasoline, has an internal floating roof with a liquid mounted primary mechanical shoe seal and a secondary seal. The tank has a maximum capacity of 10,500,000 gallons. The tank will be constructed in 2011. [40 CFR 60, Subpart Kb] [40 CFR 63, Subpart BBBBBB]
- (3) Storage Tank No. D-3, permitted to store petroleum products, has an internal floating roof with a liquid mounted primary mechanical seal and a secondary seal. The tank has a maximum capacity of 10,500,000 gallons. The tank will be constructed in 2011. [40 CFR 60, Subpart Kb]
- (4) Storage Tank No. D-4, approved in 2013 for construction, has an Allentech roof (HC aluminum full-contact internal floating roof) with a double wiper seal. The tank has a maximum capacity of 4,200,000 gallons. [40 CFR 60 Subpart Kb] [40 CFR 63, Subpart BBBBBB].
- (5) Storage Tank No. D-80 has an internal floating roof with a vapor mounted primary seal and rim mounted secondary seal. The tank has a maximum capacity of 3,360,000 gallons. The tank was constructed in 1927 and modified in 1998. [40 CFR 60 Subpart Kb] [40 CFR 63, Subpart BBBBBB]
- (5) Storage Tank No. D-83 has an internal floating roof with a vapor mounted primary seal and rim mounted secondary seal. The tank has a maximum capacity of 3,360,000 gallons. The tank was constructed in 1927 and modified in 1998. [40 CFR 60 Subpart Kb] [40 CFR 63, Subpart BBBBBB]

(The information describing the process contained in this facility description box is descriptive information and does not constitute enforceable conditions.)

### New Source Performance Standards [40 CFR Part 60]

#### E.1.1 General Provisions Relating to NSPS Subpart Kb [326 IAC 12-1] [40 CFR 60, Subpart A]

Pursuant to 40 CFR Part 60, the Permittee shall comply with the provisions of 40 CFR Part 60, Subpart A – General Provisions, which are incorporated by reference as 326 IAC 12-1, for tank nos. D-1, D-2, D-3, D-4, D-80 and D-83, except when otherwise specified in 40 CFR Part 60, Subpart Kb (*Standards of Performance for Volatile Organic Liquid Storage Vessels (Including Petroleum Liquid Storage Vessels) for Which Construction, Reconstruction, or Modification Commenced After July 23, 1984*).

#### E.1.2 Volatile Organic Liquid Storage Vessels NSPS [40 CFR 60, Subpart Kb] [326 IAC 12]

The Permittee, which operates the volatile organic liquid storage vessels designated as tank nos. D-1, D-2, D-3, D-4, D-80 and D-83 shall comply with the following provisions of 40 CFR Part 60, Subpart Kb (included as Attachment A of this permit), which are incorporated by reference as 326 IAC 12:

- (1) 40 CFR 60.110b;
- (2) 40 CFR 60.111b;

- (3) 40 CFR 60.112b(a)(1);
- (4) 40 CFR 60.113b(a);
- (5) 40 CFR 60.115b(a);
- (6) 40 CFR 60.116b.
- (7) 40 CFR 60.117b

## SECTION E.2 EMISSIONS UNIT OPERATION CONDITIONS

### Emissions Unit Description:

- (c) Thirteen (13) petroleum liquid storage tanks, identified as tank Nos. D-1, D-2, D-08F, D-12S, D-50, D-55, D-72, D-73, D-80, D-83, D-85, D-91, and D-92. Tank specifications are as follows:
- (1) Storage Tank No. D-1 has an internal floating roof with a double wiper seal. The tank has a maximum capacity of 7,560,000 gallons. The tank was constructed in 1995. [40 CFR 60 Subpart Kb] [40 CFR 63, Subpart BBBBBB]
  - (2) Storage Tank No. D-2 permitted to store gasoline, has an internal floating roof with a liquid mounted primary mechanical shoe seal and a secondary seal. The tank has a maximum capacity of 10,500,000 gallons. The tank will be constructed in 2011. [40 CFR 60, Subpart Kb] [40 CFR 63, Subpart BBBBBB]
  - (3) Storage Tank No. D-08F has an internal floating roof with a liquid mounted resilient seal. The tank has a maximum capacity of 3,360,000 gallons. The tank was constructed in 1927. [40 CFR 63, Subpart BBBBBB]
  - (4) Storage Tank No. D-12S has an internal floating roof with a liquid mounted resilient seal. The tank has a maximum capacity of 3,360,000 gallons. The tank was constructed in 1928. [40 CFR 63, Subpart BBBBBB]
  - (5) Storage Tank No. D-50 has an internal floating roof with a vapor mounted seal. The tank has a maximum capacity of 3,360,000 gallons. The tank was constructed in 1928. [40 CFR 63, Subpart BBBBBB]
  - (6) Storage Tank No. D-55 has an internal floating roof with a mechanical seal. The tank has a maximum capacity of 840,000 gallons. The tank was constructed in 1927. [40 CFR 63, Subpart BBBBBB]
  - (7) Storage Tank No. D-72 has an internal floating roof with a double wiper seal. The tank has a maximum capacity of 3,360,000 gallons. The tank was constructed in 1926. [40 CFR 63, Subpart BBBBBB]
  - (8) Storage Tank No. D-73 has an internal floating roof with a double wiper seal. The tank has a maximum capacity of 3,360,000 gallons. The tank was constructed in 1926. [40 CFR 63, Subpart BBBBBB]
  - (9) Storage Tank No. D-80 has an internal floating roof with a vapor mounted primary seal and rim mounted secondary seal. The tank has a maximum capacity of 3,360,000 gallons. The tank was constructed in 1927 and modified in 1998. [40 CFR 60 Subpart Kb] [40 CFR 63, Subpart BBBBBB]
  - (10) Storage Tank No. D-83 has an internal floating roof with a vapor mounted primary seal and rim mounted secondary seal. The tank has a maximum capacity of 3,360,000 gallons. The tank was constructed in 1927 and modified in 1998. [40 CFR 60 Subpart Kb] [40 CFR 63, Subpart BBBBBB]
  - (11) Storage Tank No. D-85 has an internal floating roof with a vapor mounted seal. The tank has a maximum capacity of 3,360,000 gallons. The tank was constructed in 1926. [40 CFR 63, Subpart BBBBBB]

(12) Storage Tank No. D-91 has an internal floating roof with a vapor mounted seal. The tank has a maximum capacity of 210,000 gallons. The tank was constructed in 1928. [40 CFR 63, Subpart BBBBBB]

(13) Storage Tank No. D-92 has an internal floating roof with a vapor mounted seal. The tank has a maximum capacity of 210,000 gallons. The tank was constructed in 1928. [40 CFR 63, Subpart BBBBBB]

(The information describing the process contained in this emissions unit description box is descriptive information and does not constitute enforceable conditions.)

### National Emission Standards for Hazardous Air Pollutants [40 CFR 63]

#### E.2.1 General Provisions Relating to National Emission Standards for Hazardous Air Pollutants for Source Category: Gasoline Distribution Bulk Terminals, Bulk Plants, and Pipeline Facilities (NESHAP) [326 IAC 20-1] [40 CFR 63, Subpart A]

The provisions of 40 CFR 63, Subpart A - General Provisions, which are incorporated by reference in 326 IAC 20-1, apply to the tanks D-1, D-2, D-8F, D-12S, D-50, D-55, D-72, D-73, D-80, D-83, D-85, D-91 and D-92 except when otherwise specified in 40 CFR 63, Subpart BBBBBB.

#### E.2.2 National Emission Standards for Hazardous Air Pollutants for Source Category: Gasoline Distribution Bulk Terminals, Bulk Plants, and Pipeline Facilities (NESHAP) [40 CFR 63, Subpart BBBBBB]

Pursuant to 40 CFR 63 Subpart BBBBBB, the Permittee shall comply with the provisions of 40 CFR 63 Subpart BBBBBB (Attachment B), which are incorporated as 326 IAC 20-1 for the tanks D-1, D-2, D-8F, D-12S, D-50, D-55, D-72, D-73, D-80, D-83, D-85, D-91 and D-92, as specified as follows:

- (1) 40 CFR 63.11080
- (2) 40 CFR 63.11081(a)(1)
- (3) 40 CFR 63.11082(a) and (b)
- (4) 40 CFR 63.11083(a)(2)
- (5) 40 CFR 63.11087
- (6) 40 CFR 63.11089
- (7) 40 CFR 63.11092(e)
- (8) 40 CFR 63.11093(b)
- (9) 40 CFR 63.11094(a), (d) & (e)
- (10) 40 CFR 63.11095(a)(1)
- (11) 40 CFR 63.11099
- (12) 40 CFR 63.11100
- (13) Table 1 to 40 CFR 63 Subpart BBBBBB

**INDIANA DEPARTMENT OF ENVIRONMENTAL MANAGEMENT  
OFFICE OF AIR QUALITY  
PART 70 OPERATING PERMIT  
CERTIFICATION**

Source Name: Buckeye Terminals-Hammond Terminal, LLC  
Source Address: 2400 Michigan Street, Hammond, Indiana 46320  
Mailing Address: same  
Part 70 Permit No.: T089-28597-00239

**This certification shall be included when submitting monitoring, testing reports/results or other documents as required by this permit.**

Please check what document is being certified:

- Annual Compliance Certification Letter
- Test Result (specify)
- Report (specify)
- Notification (specify)
- Affidavit (specify)
- Other (specify)

I certify that, based on information and belief formed after reasonable inquiry, the statements and information in the document are true, accurate, and complete.

Signature:

Printed Name:

Title/Position:

Phone:

Date:



**INDIANA DEPARTMENT OF ENVIRONMENTAL MANAGEMENT  
OFFICE OF AIR QUALITY  
COMPLIANCE AND ENFORCEMENT BRANCH**

**Part 70 Quarterly Report**

Source Name: Buckeye Terminals-Hammond Terminal, LLC  
Source Address: 2400 Michigan Street, Hammond, Indiana 46320  
Part 70 Permit No.: T089-28597-00239  
Facility: 24- spot railcar loading rack  
Parameter: Petroleum Product  
Limit: Less than 1,655,000,000 gallons per twelve (12) consecutive month period with compliance determined at the end of each month.

QUARTER :

YEAR:

Month	Column 1	Column 2	Column 1 + Column 2
	This Month	Previous 11 Months	12 Month Total
Month 1			
Month 2			
Month 3			

No deviation occurred in this quarter.

Deviation/s occurred in this quarter.

Deviation has been reported on:

Submitted by: \_\_\_\_\_

Title / Position: \_\_\_\_\_

Signature: \_\_\_\_\_

Date: \_\_\_\_\_

Phone: \_\_\_\_\_

**INDIANA DEPARTMENT OF ENVIRONMENTAL MANAGEMENT  
 OFFICE OF AIR QUALITY  
 COMPLIANCE AND ENFORCEMENT BRANCH**

**Part 70 Quarterly Report**

Source Name: Buckeye Terminals-Hammond Terminal, LLC  
 Source Address: 2400 Michigan Street, Hammond, Indiana 46320  
 Part 70 Permit No.: T089-28597-00239  
 Facility: 24- spot railcar loading rack  
 Parameter: Petroleum Product  
 Limit: Less than 300,000,000 gallons per twelve (12) consecutive month period with compliance determined at the end of each month.

QUARTER :

YEAR:

Month	Column 1	Column 2	Column 1 + Column 2
	This Month	Previous 11 Months	12 Month Total
Month 1			
Month 2			
Month 3			

No deviation occurred in this quarter.

Deviation/s occurred in this quarter.

Deviation has been reported on:

Submitted by: \_\_\_\_\_

Title / Position: \_\_\_\_\_

Signature: \_\_\_\_\_

Date: \_\_\_\_\_

Phone: \_\_\_\_\_

**INDIANA DEPARTMENT OF ENVIRONMENTAL MANAGEMENT  
 OFFICE OF AIR QUALITY  
 COMPLIANCE AND ENFORCEMENT BRANCH**

**Part 70 Quarterly Report**

Source Name: Buckeye Terminals-Hammond Terminal, LLC  
 Source Address: 2400 Michigan Street, Hammond, Indiana 46320  
 Part 70 Permit No.: T089-28597-00239  
 Facility: D-1, D-8F, D-50, and D-55  
 Parameter: VOC  
 Limit: Less than 25.5 tons per twelve (12) consecutive month period with compliance determined at the end of each month.

QUARTER :

YEAR:

Month	Column 1	Column 2	Column 1 + Column 2
	This Month	Previous 11 Months	12 Month Total
Month 1			
Month 2			
Month 3			

No deviation occurred in this quarter.

Deviation/s occurred in this quarter.

Deviation has been reported on:

Submitted by: \_\_\_\_\_

Title / Position: \_\_\_\_\_

Signature: \_\_\_\_\_

Date: \_\_\_\_\_

Phone: \_\_\_\_\_

**INDIANA DEPARTMENT OF ENVIRONMENTAL MANAGEMENT  
OFFICE OF AIR QUALITY  
COMPLIANCE AND ENFORCEMENT BRANCH**

**PART 70 OPERATING PERMIT  
SEMI-ANNUAL Tank Truck Loading Facility (041) CERTIFICATION**

Source Name: Buckeye Terminals - Hammond Terminal  
Source Address: 2400 Michigan Street, Hammond, Indiana 46320  
Part 70 Permit No.: 089-33196-00239

- Six (6) arms for denatured ethanol loading were used  
 Six (6) arms for denatured ethanol loading were not used  
From: \_\_\_\_\_ To: \_\_\_\_\_

I certify that, based on information and belief formed after reasonable inquiry, the statements and information in the document are true, accurate, and complete.

Signature:

Printed Name:

Title/Position:

Phone:

Date:

**INDIANA DEPARTMENT OF ENVIRONMENTAL MANAGEMENT  
OFFICE OF AIR QUALITY  
COMPLIANCE AND ENFORCEMENT BRANCH**

**PART 70 OPERATING PERMIT  
SEMI-ANNUAL VCU1 CERTIFICATION**

Source Name: Buckeye Terminals - Hammond Terminal  
Source Address: 2400 Michigan Street, Hammond, Indiana 46320  
Part 70 Permit No.: 089-33196-00239

VCU 1 was used  
 VCU 1 was not used  
From: \_\_\_\_\_ To: \_\_\_\_\_

I certify that, based on information and belief formed after reasonable inquiry, the statements and information in the document are true, accurate, and complete.

Signature:

Printed Name:

Title/Position:

Phone:

Date:

**INDIANA DEPARTMENT OF ENVIRONMENTAL MANAGEMENT  
OFFICE OF AIR QUALITY  
COMPLIANCE AND ENFORCEMENT BRANCH  
100 North Senate Avenue  
MC 61-53 IGCN 1003  
Indianapolis, Indiana 46204-2251  
Phone: (317) 233-0178  
Fax: (317) 233-6865**

**PART 70 OPERATING PERMIT  
EMERGENCY OCCURRENCE REPORT**

Source Name: Buckeye Terminals-Hammond Terminal, LLC  
Source Address: 2400 Michigan Street, Hammond, Indiana 46320  
Mailing Address: same  
Part 70 Permit No.: T089-28597-00239

**This form consists of 2 pages**

**Page 1 of 2**

- This is an emergency as defined in 326 IAC 2-7-1(12)
- The Permittee must notify the Office of Air Quality (OAQ), no later than four (4) daytime business hours (1-800-451-6027 or 317-233-0178, ask for Compliance and Enforcement Branch); and
  - The Permittee must submit notice in writing or by facsimile no later than two (2) working days (Facsimile Number: 317-233-6865), and follow the other requirements of 326 IAC 2-7-16.

If any of the following are not applicable, mark N/A

Facility/Equipment/Operation:
Control Equipment:
Permit Condition or Operation Limitation in Permit:
Description of the Emergency:
Describe the cause of the Emergency:

If any of the following are not applicable, mark N/A

Page 2 of 2

Date/Time Emergency started:
Date/Time Emergency was corrected:
Was the facility being properly operated at the time of the emergency?    Y    N
Type of Pollutants Emitted: TSP, PM-10, SO <sub>2</sub> , VOC, NO <sub>x</sub> , CO, Pb, other:
Estimated amount of pollutant(s) emitted during emergency:
Describe the steps taken to mitigate the problem:
Describe the corrective actions/response steps taken:
Describe the measures taken to minimize emissions:
If applicable, describe the reasons why continued operation of the facilities are necessary to prevent imminent injury to persons, severe damage to equipment, substantial loss of capital investment, or loss of product or raw materials of substantial economic value:

Form Completed by: \_\_\_\_\_

Title / Position: \_\_\_\_\_

Date: \_\_\_\_\_

Phone: \_\_\_\_\_

A certification is not required for this report.

**INDIANA DEPARTMENT OF ENVIRONMENTAL MANAGEMENT  
 OFFICE OF AIR QUALITY  
 COMPLIANCE AND ENFORCEMENT BRANCH  
 PART 70 OPERATING PERMIT  
 QUARTERLY DEVIATION AND COMPLIANCE MONITORING REPORT**

Source Name: Buckeye Terminals-Hammond Terminal, LLC  
 Source Address: 2400 Michigan Street,, Hammond, Indiana 46320  
 Mailing Address: same  
 Part 70 Permit No.: T089-28597-00239

**Months: \_\_\_\_\_ to \_\_\_\_\_ Year: \_\_\_\_\_**

<p>This report shall be submitted quarterly based on a calendar year. Proper notice submittal under Section B –Emergency Provisions satisfies the reporting requirements of paragraph (a) of Section C- General Reporting. Any deviation from the requirements of this permit, the date(s) of each deviation, the probable cause of the deviation, and the response steps taken must be reported. A deviation required to be reported pursuant to an applicable requirement that exists independent of the permit, shall be reported according to the schedule stated in the applicable requirement and does not need to be included in this report. Additional pages may be attached if necessary. If no deviations occurred, please specify in the box marked "No deviations occurred this reporting period".</p>	
<input type="checkbox"/> NO DEVIATIONS OCCURRED THIS REPORTING PERIOD.	
<input type="checkbox"/> THE FOLLOWING DEVIATIONS OCCURRED THIS REPORTING PERIOD	
<b>Permit Requirement (specify permit condition #)</b>	
<b>Date of Deviation:</b>	<b>Duration of Deviation:</b>
<b>Number of Deviations:</b>	
<b>Probable Cause of Deviation:</b>	
<b>Response Steps Taken:</b>	
<b>Permit Requirement (specify permit condition #)</b>	
<b>Date of Deviation:</b>	<b>Duration of Deviation:</b>
<b>Number of Deviations:</b>	
<b>Probable Cause of Deviation:</b>	
<b>Response Steps Taken:</b>	



<b>Permit Requirement</b> (specify permit condition #)	
<b>Date of Deviation:</b>	<b>Duration of Deviation:</b>
<b>Number of Deviations:</b>	
<b>Probable Cause of Deviation:</b>	
<b>Response Steps Taken:</b>	
<b>Permit Requirement</b> (specify permit condition #)	
<b>Date of Deviation:</b>	<b>Duration of Deviation:</b>
<b>Number of Deviations:</b>	
<b>Probable Cause of Deviation:</b>	
<b>Response Steps Taken:</b>	
<b>Permit Requirement</b> (specify permit condition #)	
<b>Date of Deviation:</b>	<b>Duration of Deviation:</b>
<b>Number of Deviations:</b>	
<b>Probable Cause of Deviation:</b>	
<b>Response Steps Taken:</b>	

Form Completed by: \_\_\_\_\_

Title / Position: \_\_\_\_\_

Date: \_\_\_\_\_

Phone: \_\_\_\_\_

Attach a signed certification that meets the requirements of 326 IAC 2-7-6(1) to complete this report.

**Attachment A to  
Part 70 Operating Permit Renewal T089-28597-00239**

[Downloaded from the eCFR on May 13, 2013]

**Electronic Code of Federal Regulations**

**Title 40: Protection of Environment**

**Part 60, Subpart Kb—Standards of Performance for Volatile Organic Liquid Storage Vessels (Including Petroleum Liquid Storage Vessels) for Which Construction, Reconstruction, or Modification Commenced After July 23, 1984**

SOURCE: 52 FR 11429, Apr. 8, 1987, unless otherwise noted.

**§ 60.110b Applicability and designation of affected facility.**

(a) Except as provided in paragraph (b) of this section, the affected facility to which this subpart applies is each storage vessel with a capacity greater than or equal to 75 cubic meters ( $m^3$ ) that is used to store volatile organic liquids (VOL) for which construction, reconstruction, or modification is commenced after July 23, 1984.

(b) This subpart does not apply to storage vessels with a capacity greater than or equal to 151  $m^3$  storing a liquid with a maximum true vapor pressure less than 3.5 kilopascals (kPa) or with a capacity greater than or equal to 75  $m^3$  but less than 151  $m^3$  storing a liquid with a maximum true vapor pressure less than 15.0 kPa.

(c) [Reserved]

(d) This subpart does not apply to the following:

- (1) Vessels at coke oven by-product plants.
- (2) Pressure vessels designed to operate in excess of 204.9 kPa and without emissions to the atmosphere.
- (3) Vessels permanently attached to mobile vehicles such as trucks, railcars, barges, or ships.
- (4) Vessels with a design capacity less than or equal to 1,589.874  $m^3$  used for petroleum or condensate stored, processed, or treated prior to custody transfer.
- (5) Vessels located at bulk gasoline plants.
- (6) Storage vessels located at gasoline service stations.
- (7) Vessels used to store beverage alcohol.
- (8) Vessels subject to subpart GGGG of 40 CFR part 63.

(e) *Alternative means of compliance* —(1) *Option to comply with part 65.* Owners or operators may choose to comply with 40 CFR part 65, subpart C, to satisfy the requirements of §§ 60.112b through 60.117b for storage vessels that are subject to this subpart that meet the specifications in paragraphs (e)(1)(i) and (ii) of this section. When choosing to comply with 40 CFR part 65, subpart C, the monitoring requirements of § 60.116b(c), (e), (f)(1), and (g) still apply. Other provisions applying to owners or operators who choose to comply with 40 CFR part 65 are provided in 40 CFR 65.1.

(i) A storage vessel with a design capacity greater than or equal to 151  $m^3$  containing a VOL that, as stored, has a maximum true vapor pressure equal to or greater than 5.2 kPa; or

(ii) A storage vessel with a design capacity greater than 75 m<sup>3</sup> but less than 151 m<sup>3</sup> containing a VOL that, as stored, has a maximum true vapor pressure equal to or greater than 27.6 kPa.

(2) *Part 60, subpart A.* Owners or operators who choose to comply with 40 CFR part 65, subpart C, must also comply with §§ 60.1, 60.2, 60.5, 60.6, 60.7(a)(1) and (4), 60.14, 60.15, and 60.16 for those storage vessels. All sections and paragraphs of subpart A of this part that are not mentioned in this paragraph (e)(2) do not apply to owners or operators of storage vessels complying with 40 CFR part 65, subpart C, except that provisions required to be met prior to implementing 40 CFR part 65 still apply. Owners and operators who choose to comply with 40 CFR part 65, subpart C, must comply with 40 CFR part 65, subpart A.

(3) *Internal floating roof report.* If an owner or operator installs an internal floating roof and, at initial startup, chooses to comply with 40 CFR part 65, subpart C, a report shall be furnished to the Administrator stating that the control equipment meets the specifications of 40 CFR 65.43. This report shall be an attachment to the notification required by 40 CFR 65.5(b).

(4) *External floating roof report.* If an owner or operator installs an external floating roof and, at initial startup, chooses to comply with 40 CFR part 65, subpart C, a report shall be furnished to the Administrator stating that the control equipment meets the specifications of 40 CFR 65.44. This report shall be an attachment to the notification required by 40 CFR 65.5(b).

[52 FR 11429, Apr. 8, 1987, as amended at 54 FR 32973, Aug. 11, 1989; 65 FR 78275, Dec. 14, 2000; 68 FR 59332, Oct. 15, 2003]

#### **§ 60.111b Definitions.**

Terms used in this subpart are defined in the Act, in subpart A of this part, or in this subpart as follows:

*Bulk gasoline plant* means any gasoline distribution facility that has a gasoline throughput less than or equal to 75,700 liters per day. Gasoline throughput shall be the maximum calculated design throughput as may be limited by compliance with an enforceable condition under Federal requirement or Federal, State or local law, and discoverable by the Administrator and any other person.

*Condensate* means hydrocarbon liquid separated from natural gas that condenses due to changes in the temperature or pressure, or both, and remains liquid at standard conditions.

*Custody transfer* means the transfer of produced petroleum and/or condensate, after processing and/or treatment in the producing operations, from storage vessels or automatic transfer facilities to pipelines or any other forms of transportation.

*Fill* means the introduction of VOL into a storage vessel but not necessarily to complete capacity.

*Gasoline service station* means any site where gasoline is dispensed to motor vehicle fuel tanks from stationary storage tanks.

*Maximum true vapor pressure* means the equilibrium partial pressure exerted by the volatile organic compounds (as defined in 40 CFR 51.100) in the stored VOL at the temperature equal to the highest calendar-month average of the VOL storage temperature for VOL's stored above or below the ambient temperature or at the local maximum monthly average temperature as reported by the National Weather Service for VOL's stored at the ambient temperature, as determined:

(1) In accordance with methods described in American Petroleum institute Bulletin 2517, Evaporation Loss From External Floating Roof Tanks, (incorporated by reference—see § 60.17); or

(2) As obtained from standard reference texts; or

(3) As determined by ASTM D2879-83, 96, or 97 (incorporated by reference—see § 60.17);

(4) Any other method approved by the Administrator.

*Petroleum* means the crude oil removed from the earth and the oils derived from tar sands, shale, and coal.

*Petroleum liquids* means petroleum, condensate, and any finished or intermediate products manufactured in a petroleum refinery.

*Process tank* means a tank that is used within a process (including a solvent or raw material recovery process) to collect material discharged from a feedstock storage vessel or equipment within the process before the material is transferred to other equipment within the process, to a product or by-product storage vessel, or to a vessel used to store recovered solvent or raw material. In many process tanks, unit operations such as reactions and blending are conducted. Other process tanks, such as surge control vessels and bottoms receivers, however, may not involve unit operations.

*Reid vapor pressure* means the absolute vapor pressure of volatile crude oil and volatile nonviscous petroleum liquids except liquified petroleum gases, as determined by ASTM D323-82 or 94 (incorporated by reference—see § 60.17).

*Storage vessel* means each tank, reservoir, or container used for the storage of volatile organic liquids but does not include:

(1) Frames, housing, auxiliary supports, or other components that are not directly involved in the containment of liquids or vapors;

(2) Subsurface caverns or porous rock reservoirs; or

(3) Process tanks.

*Volatile organic liquid (VOL)* means any organic liquid which can emit volatile organic compounds (as defined in 40 CFR 51.100) into the atmosphere.

*Waste* means any liquid resulting from industrial, commercial, mining or agricultural operations, or from community activities that is discarded or is being accumulated, stored, or physically, chemically, or biologically treated prior to being discarded or recycled.

[52 FR 11429, Apr. 8, 1987, as amended at 54 FR 32973, Aug. 11, 1989; 65 FR 61756, Oct. 17, 2000; 68 FR 59333, Oct. 15, 2003]

#### **§ 60.112b Standard for volatile organic compounds (VOC).**

(a) The owner or operator of each storage vessel either with a design capacity greater than or equal to 151 m<sup>3</sup> containing a VOL that, as stored, has a maximum true vapor pressure equal to or greater than 5.2 kPa but less than 76.6 kPa or with a design capacity greater than or equal to 75 m<sup>3</sup> but less than 151 m<sup>3</sup> containing a VOL that, as stored, has a maximum true vapor pressure equal to or greater than 27.6 kPa but less than 76.6 kPa, shall equip each storage vessel with one of the following:

(1) A fixed roof in combination with an internal floating roof meeting the following specifications:

(i) The internal floating roof shall rest or float on the liquid surface (but not necessarily in complete contact with it) inside a storage vessel that has a fixed roof. The internal floating roof shall be floating on the liquid surface at all times, except during initial fill and during those intervals when the storage vessel is completely emptied or subsequently emptied and refilled. When the roof is resting on the leg supports, the process of filling, emptying, or refilling shall be continuous and shall be accomplished as rapidly as possible.

(ii) Each internal floating roof shall be equipped with one of the following closure devices between the wall of the storage vessel and the edge of the internal floating roof:

(A) A foam- or liquid-filled seal mounted in contact with the liquid (liquid-mounted seal). A liquid-mounted seal means a foam- or liquid-filled seal mounted in contact with the liquid between the wall of the storage vessel and the floating roof continuously around the circumference of the tank.

(B) Two seals mounted one above the other so that each forms a continuous closure that completely covers the space between the wall of the storage vessel and the edge of the internal floating roof. The lower seal may be vapor-mounted, but both must be continuous.

(C) A mechanical shoe seal. A mechanical shoe seal is a metal sheet held vertically against the wall of the storage vessel by springs or weighted levers and is connected by braces to the floating roof. A flexible coated fabric (envelope) spans the annular space between the metal sheet and the floating roof.

(iii) Each opening in a noncontact internal floating roof except for automatic bleeder vents (vacuum breaker vents) and the rim space vents is to provide a projection below the liquid surface.

(iv) Each opening in the internal floating roof except for leg sleeves, automatic bleeder vents, rim space vents, column wells, ladder wells, sample wells, and stub drains is to be equipped with a cover or lid which is to be maintained in a closed position at all times (i.e., no visible gap) except when the device is in actual use. The cover or lid shall be equipped with a gasket. Covers on each access hatch and automatic gauge float well shall be bolted except when they are in use.

(v) Automatic bleeder vents shall be equipped with a gasket and are to be closed at all times when the roof is floating except when the roof is being floated off or is being landed on the roof leg supports.

(vi) Rim space vents shall be equipped with a gasket and are to be set to open only when the internal floating roof is not floating or at the manufacturer's recommended setting.

(vii) Each penetration of the internal floating roof for the purpose of sampling shall be a sample well. The sample well shall have a slit fabric cover that covers at least 90 percent of the opening.

(viii) Each penetration of the internal floating roof that allows for passage of a column supporting the fixed roof shall have a flexible fabric sleeve seal or a gasketed sliding cover.

(ix) Each penetration of the internal floating roof that allows for passage of a ladder shall have a gasketed sliding cover.

(2) An external floating roof. An external floating roof means a pontoon-type or double-deck type cover that rests on the liquid surface in a vessel with no fixed roof. Each external floating roof must meet the following specifications:

(i) Each external floating roof shall be equipped with a closure device between the wall of the storage vessel and the roof edge. The closure device is to consist of two seals, one above the other. The lower seal is referred to as the primary seal, and the upper seal is referred to as the secondary seal.

(A) The primary seal shall be either a mechanical shoe seal or a liquid-mounted seal. Except as provided in § 60.113b(b)(4), the seal shall completely cover the annular space between the edge of the floating roof and tank wall.

(B) The secondary seal shall completely cover the annular space between the external floating roof and the wall of the storage vessel in a continuous fashion except as allowed in § 60.113b(b)(4).

(ii) Except for automatic bleeder vents and rim space vents, each opening in a noncontact external floating roof shall provide a projection below the liquid surface. Except for automatic bleeder vents, rim space vents, roof drains, and leg sleeves, each opening in the roof is to be equipped with a gasketed cover, seal, or lid that is to be maintained in a closed position at all times (i.e., no visible gap) except when the device is in actual use. Automatic bleeder vents are to be closed at all times when the roof is floating except when the roof is being floated off or is being landed on the roof leg supports. Rim vents are to be set to open when the roof is being floated off the roof legs supports or at the manufacturer's recommended setting. Automatic bleeder vents and rim space vents are to be gasketed. Each

emergency roof drain is to be provided with a slotted membrane fabric cover that covers at least 90 percent of the area of the opening.

(iii) The roof shall be floating on the liquid at all times (i.e., off the roof leg supports) except during initial fill until the roof is lifted off leg supports and when the tank is completely emptied and subsequently refilled. The process of filling, emptying, or refilling when the roof is resting on the leg supports shall be continuous and shall be accomplished as rapidly as possible.

(3) A closed vent system and control device meeting the following specifications:

(i) The closed vent system shall be designed to collect all VOC vapors and gases discharged from the storage vessel and operated with no detectable emissions as indicated by an instrument reading of less than 500 ppm above background and visual inspections, as determined in part 60, subpart VV, § 60.485(b).

(ii) The control device shall be designed and operated to reduce inlet VOC emissions by 95 percent or greater. If a flare is used as the control device, it shall meet the specifications described in the general control device requirements (§ 60.18) of the General Provisions.

(4) A system equivalent to those described in paragraphs (a)(1), (a)(2), or (a)(3) of this section as provided in § 60.114b of this subpart.

(b) The owner or operator of each storage vessel with a design capacity greater than or equal to 75 m<sup>3</sup> which contains a VOL that, as stored, has a maximum true vapor pressure greater than or equal to 76.6 kPa shall equip each storage vessel with one of the following:

(1) A closed vent system and control device as specified in § 60.112b(a)(3).

(2) A system equivalent to that described in paragraph (b)(1) as provided in § 60.114b of this subpart.

(c) *Site-specific standard for Merck & Co., Inc.'s Stonewall Plant in Elkton, Virginia.* This paragraph applies only to the pharmaceutical manufacturing facility, commonly referred to as the Stonewall Plant, located at Route 340 South, in Elkton, Virginia ("site").

(1) For any storage vessel that otherwise would be subject to the control technology requirements of paragraphs (a) or (b) of this section, the site shall have the option of either complying directly with the requirements of this subpart, or reducing the site-wide total criteria pollutant emissions cap (total emissions cap) in accordance with the procedures set forth in a permit issued pursuant to 40 CFR 52.2454. If the site chooses the option of reducing the total emissions cap in accordance with the procedures set forth in such permit, the requirements of such permit shall apply in lieu of the otherwise applicable requirements of this subpart for such storage vessel.

(2) For any storage vessel at the site not subject to the requirements of 40 CFR 60.112b (a) or (b), the requirements of 40 CFR 60.116b (b) and (c) and the General Provisions (subpart A of this part) shall not apply.

[52 FR 11429, Apr. 8, 1987, as amended at 62 FR 52641, Oct. 8, 1997]

#### **§ 60.113b Testing and procedures.**

The owner or operator of each storage vessel as specified in § 60.112b(a) shall meet the requirements of paragraph (a), (b), or (c) of this section. The applicable paragraph for a particular storage vessel depends on the control equipment installed to meet the requirements of § 60.112b.

(a) After installing the control equipment required to meet § 60.112b(a)(1) (permanently affixed roof and internal floating roof), each owner or operator shall:

(1) Visually inspect the internal floating roof, the primary seal, and the secondary seal (if one is in service), prior to filling the storage vessel with VOL. If there are holes, tears, or other openings in the primary seal, the secondary seal,

or the seal fabric or defects in the internal floating roof, or both, the owner or operator shall repair the items before filling the storage vessel.

(2) For Vessels equipped with a liquid-mounted or mechanical shoe primary seal, visually inspect the internal floating roof and the primary seal or the secondary seal (if one is in service) through manholes and roof hatches on the fixed roof at least once every 12 months after initial fill. If the internal floating roof is not resting on the surface of the VOL inside the storage vessel, or there is liquid accumulated on the roof, or the seal is detached, or there are holes or tears in the seal fabric, the owner or operator shall repair the items or empty and remove the storage vessel from service within 45 days. If a failure that is detected during inspections required in this paragraph cannot be repaired within 45 days and if the vessel cannot be emptied within 45 days, a 30-day extension may be requested from the Administrator in the inspection report required in § 60.115b(a)(3). Such a request for an extension must document that alternate storage capacity is unavailable and specify a schedule of actions the company will take that will assure that the control equipment will be repaired or the vessel will be emptied as soon as possible.

(3) For vessels equipped with a double-seal system as specified in § 60.112b(a)(1)(ii)(B):

(i) Visually inspect the vessel as specified in paragraph (a)(4) of this section at least every 5 years; or

(ii) Visually inspect the vessel as specified in paragraph (a)(2) of this section.

(4) Visually inspect the internal floating roof, the primary seal, the secondary seal (if one is in service), gaskets, slotted membranes and sleeve seals (if any) each time the storage vessel is emptied and degassed. If the internal floating roof has defects, the primary seal has holes, tears, or other openings in the seal or the seal fabric, or the secondary seal has holes, tears, or other openings in the seal or the seal fabric, or the gaskets no longer close off the liquid surfaces from the atmosphere, or the slotted membrane has more than 10 percent open area, the owner or operator shall repair the items as necessary so that none of the conditions specified in this paragraph exist before refilling the storage vessel with VOL. In no event shall inspections conducted in accordance with this provision occur at intervals greater than 10 years in the case of vessels conducting the annual visual inspection as specified in paragraphs (a)(2) and (a)(3)(ii) of this section and at intervals no greater than 5 years in the case of vessels specified in paragraph (a)(3)(i) of this section.

(5) Notify the Administrator in writing at least 30 days prior to the filling or refilling of each storage vessel for which an inspection is required by paragraphs (a)(1) and (a)(4) of this section to afford the Administrator the opportunity to have an observer present. If the inspection required by paragraph (a)(4) of this section is not planned and the owner or operator could not have known about the inspection 30 days in advance or refilling the tank, the owner or operator shall notify the Administrator at least 7 days prior to the refilling of the storage vessel. Notification shall be made by telephone immediately followed by written documentation demonstrating why the inspection was unplanned. Alternatively, this notification including the written documentation may be made in writing and sent by express mail so that it is received by the Administrator at least 7 days prior to the refilling.

(b) After installing the control equipment required to meet § 60.112b(a)(2) (external floating roof), the owner or operator shall:

(1) Determine the gap areas and maximum gap widths, between the primary seal and the wall of the storage vessel and between the secondary seal and the wall of the storage vessel according to the following frequency.

(i) Measurements of gaps between the tank wall and the primary seal (seal gaps) shall be performed during the hydrostatic testing of the vessel or within 60 days of the initial fill with VOL and at least once every 5 years thereafter.

(ii) Measurements of gaps between the tank wall and the secondary seal shall be performed within 60 days of the initial fill with VOL and at least once per year thereafter.

(iii) If any source ceases to store VOL for a period of 1 year or more, subsequent introduction of VOL into the vessel shall be considered an initial fill for the purposes of paragraphs (b)(1)(i) and (b)(1)(ii) of this section.

(2) Determine gap widths and areas in the primary and secondary seals individually by the following procedures:

(i) Measure seal gaps, if any, at one or more floating roof levels when the roof is floating off the roof leg supports.

(ii) Measure seal gaps around the entire circumference of the tank in each place where a 0.32-cm diameter uniform probe passes freely (without forcing or binding against seal) between the seal and the wall of the storage vessel and measure the circumferential distance of each such location.

(iii) The total surface area of each gap described in paragraph (b)(2)(ii) of this section shall be determined by using probes of various widths to measure accurately the actual distance from the tank wall to the seal and multiplying each such width by its respective circumferential distance.

(3) Add the gap surface area of each gap location for the primary seal and the secondary seal individually and divide the sum for each seal by the nominal diameter of the tank and compare each ratio to the respective standards in paragraph (b)(4) of this section.

(4) Make necessary repairs or empty the storage vessel within 45 days of identification in any inspection for seals not meeting the requirements listed in (b)(4) (i) and (ii) of this section:

(i) The accumulated area of gaps between the tank wall and the mechanical shoe or liquid-mounted primary seal shall not exceed 212 Cm<sup>2</sup> per meter of tank diameter, and the width of any portion of any gap shall not exceed 3.81 cm.

(A) One end of the mechanical shoe is to extend into the stored liquid, and the other end is to extend a minimum vertical distance of 61 cm above the stored liquid surface.

(B) There are to be no holes, tears, or other openings in the shoe, seal fabric, or seal envelope.

(ii) The secondary seal is to meet the following requirements:

(A) The secondary seal is to be installed above the primary seal so that it completely covers the space between the roof edge and the tank wall except as provided in paragraph (b)(2)(iii) of this section.

(B) The accumulated area of gaps between the tank wall and the secondary seal shall not exceed 21.2 cm<sup>2</sup> per meter of tank diameter, and the width of any portion of any gap shall not exceed 1.27 cm.

(C) There are to be no holes, tears, or other openings in the seal or seal fabric.

(iii) If a failure that is detected during inspections required in paragraph (b)(1) of § 60.113b(b) cannot be repaired within 45 days and if the vessel cannot be emptied within 45 days, a 30-day extension may be requested from the Administrator in the inspection report required in § 60.115b(b)(4). Such extension request must include a demonstration of unavailability of alternate storage capacity and a specification of a schedule that will assure that the control equipment will be repaired or the vessel will be emptied as soon as possible.

(5) Notify the Administrator 30 days in advance of any gap measurements required by paragraph (b)(1) of this section to afford the Administrator the opportunity to have an observer present.

(6) Visually inspect the external floating roof, the primary seal, secondary seal, and fittings each time the vessel is emptied and degassed.

(i) If the external floating roof has defects, the primary seal has holes, tears, or other openings in the seal or the seal fabric, or the secondary seal has holes, tears, or other openings in the seal or the seal fabric, the owner or operator shall repair the items as necessary so that none of the conditions specified in this paragraph exist before filling or refilling the storage vessel with VOL.

(ii) For all the inspections required by paragraph (b)(6) of this section, the owner or operator shall notify the Administrator in writing at least 30 days prior to the filling or refilling of each storage vessel to afford the Administrator the opportunity to inspect the storage vessel prior to refilling. If the inspection required by paragraph (b)(6) of this section is not planned and the owner or operator could not have known about the inspection 30 days in advance of refilling the tank, the owner or operator shall notify the Administrator at least 7 days prior to the refilling of the storage vessel. Notification shall be made by telephone immediately followed by written documentation demonstrating why



the inspection was unplanned. Alternatively, this notification including the written documentation may be made in writing and sent by express mail so that it is received by the Administrator at least 7 days prior to the refilling.

(c) The owner or operator of each source that is equipped with a closed vent system and control device as required in § 60.112b (a)(3) or (b)(2) (other than a flare) is exempt from § 60.8 of the General Provisions and shall meet the following requirements.

(1) Submit for approval by the Administrator as an attachment to the notification required by § 60.7(a)(1) or, if the facility is exempt from § 60.7(a)(1), as an attachment to the notification required by § 60.7(a)(2), an operating plan containing the information listed below.

(i) Documentation demonstrating that the control device will achieve the required control efficiency during maximum loading conditions. This documentation is to include a description of the gas stream which enters the control device, including flow and VOC content under varying liquid level conditions (dynamic and static) and manufacturer's design specifications for the control device. If the control device or the closed vent capture system receives vapors, gases, or liquids other than fuels from sources that are not designated sources under this subpart, the efficiency demonstration is to include consideration of all vapors, gases, and liquids received by the closed vent capture system and control device. If an enclosed combustion device with a minimum residence time of 0.75 seconds and a minimum temperature of 816 °C is used to meet the 95 percent requirement, documentation that those conditions will exist is sufficient to meet the requirements of this paragraph.

(ii) A description of the parameter or parameters to be monitored to ensure that the control device will be operated in conformance with its design and an explanation of the criteria used for selection of that parameter (or parameters).

(2) Operate the closed vent system and control device and monitor the parameters of the closed vent system and control device in accordance with the operating plan submitted to the Administrator in accordance with paragraph (c)(1) of this section, unless the plan was modified by the Administrator during the review process. In this case, the modified plan applies.

(d) The owner or operator of each source that is equipped with a closed vent system and a flare to meet the requirements in § 60.112b (a)(3) or (b)(2) shall meet the requirements as specified in the general control device requirements, § 60.18 (e) and (f).

[52 FR 11429, Apr. 8, 1987, as amended at 54 FR 32973, Aug. 11, 1989]

**§ 60.114b Alternative means of emission limitation.**

(a) If, in the Administrator's judgment, an alternative means of emission limitation will achieve a reduction in emissions at least equivalent to the reduction in emissions achieved by any requirement in § 60.112b, the Administrator will publish in the FEDERAL REGISTER a notice permitting the use of the alternative means for purposes of compliance with that requirement.

(b) Any notice under paragraph (a) of this section will be published only after notice and an opportunity for a hearing.

(c) Any person seeking permission under this section shall submit to the Administrator a written application including:

(1) An actual emissions test that uses a full-sized or scale-model storage vessel that accurately collects and measures all VOC emissions from a given control device and that accurately simulates wind and accounts for other emission variables such as temperature and barometric pressure.

(2) An engineering evaluation that the Administrator determines is an accurate method of determining equivalence.

(d) The Administrator may condition the permission on requirements that may be necessary to ensure operation and maintenance to achieve the same emissions reduction as specified in § 60.112b.

**§ 60.115b Reporting and recordkeeping requirements.**

The owner or operator of each storage vessel as specified in § 60.112b(a) shall keep records and furnish reports as required by paragraphs (a), (b), or (c) of this section depending upon the control equipment installed to meet the requirements of § 60.112b. The owner or operator shall keep copies of all reports and records required by this section, except for the record required by (c)(1), for at least 2 years. The record required by (c)(1) will be kept for the life of the control equipment.

(a) After installing control equipment in accordance with § 60.112b(a)(1) (fixed roof and internal floating roof), the owner or operator shall meet the following requirements.

(1) Furnish the Administrator with a report that describes the control equipment and certifies that the control equipment meets the specifications of § 60.112b(a)(1) and § 60.113b(a)(1). This report shall be an attachment to the notification required by § 60.7(a)(3).

(2) Keep a record of each inspection performed as required by § 60.113b (a)(1), (a)(2), (a)(3), and (a)(4). Each record shall identify the storage vessel on which the inspection was performed and shall contain the date the vessel was inspected and the observed condition of each component of the control equipment (seals, internal floating roof, and fittings).

(3) If any of the conditions described in § 60.113b(a)(2) are detected during the annual visual inspection required by § 60.113b(a)(2), a report shall be furnished to the Administrator within 30 days of the inspection. Each report shall identify the storage vessel, the nature of the defects, and the date the storage vessel was emptied or the nature of and date the repair was made.

(4) After each inspection required by § 60.113b(a)(3) that finds holes or tears in the seal or seal fabric, or defects in the internal floating roof, or other control equipment defects listed in § 60.113b(a)(3)(ii), a report shall be furnished to the Administrator within 30 days of the inspection. The report shall identify the storage vessel and the reason it did not meet the specifications of § 60.112b(a)(1) or § 60.113b(a)(3) and list each repair made.

(b) After installing control equipment in accordance with § 60.112b(a)(2) (external floating roof), the owner or operator shall meet the following requirements.

(1) Furnish the Administrator with a report that describes the control equipment and certifies that the control equipment meets the specifications of § 60.112b(a)(2) and § 60.113b(b)(2), (b)(3), and (b)(4). This report shall be an attachment to the notification required by § 60.7(a)(3).

(2) Within 60 days of performing the seal gap measurements required by § 60.113b(b)(1), furnish the Administrator with a report that contains:

(i) The date of measurement.

(ii) The raw data obtained in the measurement.

(iii) The calculations described in § 60.113b (b)(2) and (b)(3).

(3) Keep a record of each gap measurement performed as required by § 60.113b(b). Each record shall identify the storage vessel in which the measurement was performed and shall contain:

(i) The date of measurement.

(ii) The raw data obtained in the measurement.

(iii) The calculations described in § 60.113b (b)(2) and (b)(3).

(4) After each seal gap measurement that detects gaps exceeding the limitations specified by § 60.113b(b)(4), submit a report to the Administrator within 30 days of the inspection. The report will identify the vessel and contain the information specified in paragraph (b)(2) of this section and the date the vessel was emptied or the repairs made and date of repair.

(c) After installing control equipment in accordance with § 60.112b (a)(3) or (b)(1) (closed vent system and control device other than a flare), the owner or operator shall keep the following records.

(1) A copy of the operating plan.

(2) A record of the measured values of the parameters monitored in accordance with § 60.113b(c)(2).

(d) After installing a closed vent system and flare to comply with § 60.112b, the owner or operator shall meet the following requirements.

(1) A report containing the measurements required by § 60.18(f) (1), (2), (3), (4), (5), and (6) shall be furnished to the Administrator as required by § 60.8 of the General Provisions. This report shall be submitted within 6 months of the initial start-up date.

(2) Records shall be kept of all periods of operation during which the flare pilot flame is absent.

(3) Semiannual reports of all periods recorded under § 60.115b(d)(2) in which the pilot flame was absent shall be furnished to the Administrator.

#### **§ 60.116b Monitoring of operations.**

(a) The owner or operator shall keep copies of all records required by this section, except for the record required by paragraph (b) of this section, for at least 2 years. The record required by paragraph (b) of this section will be kept for the life of the source.

(b) The owner or operator of each storage vessel as specified in § 60.110b(a) shall keep readily accessible records showing the dimension of the storage vessel and an analysis showing the capacity of the storage vessel.

(c) Except as provided in paragraphs (f) and (g) of this section, the owner or operator of each storage vessel either with a design capacity greater than or equal to 151 m<sup>3</sup> storing a liquid with a maximum true vapor pressure greater than or equal to 3.5 kPa or with a design capacity greater than or equal to 75 m<sup>3</sup> but less than 151 m<sup>3</sup> storing a liquid with a maximum true vapor pressure greater than or equal to 15.0 kPa shall maintain a record of the VOL stored, the period of storage, and the maximum true vapor pressure of that VOL during the respective storage period.

(d) Except as provided in paragraph (g) of this section, the owner or operator of each storage vessel either with a design capacity greater than or equal to 151 m<sup>3</sup> storing a liquid with a maximum true vapor pressure that is normally less than 5.2 kPa or with a design capacity greater than or equal to 75 m<sup>3</sup> but less than 151 m<sup>3</sup> storing a liquid with a maximum true vapor pressure that is normally less than 27.6 kPa shall notify the Administrator within 30 days when the maximum true vapor pressure of the liquid exceeds the respective maximum true vapor pressure values for each volume range.

(e) Available data on the storage temperature may be used to determine the maximum true vapor pressure as determined below.

(1) For vessels operated above or below ambient temperatures, the maximum true vapor pressure is calculated based upon the highest expected calendar-month average of the storage temperature. For vessels operated at ambient temperatures, the maximum true vapor pressure is calculated based upon the maximum local monthly average ambient temperature as reported by the National Weather Service.

(2) For crude oil or refined petroleum products the vapor pressure may be obtained by the following:

(i) Available data on the Reid vapor pressure and the maximum expected storage temperature based on the highest expected calendar-month average temperature of the stored product may be used to determine the maximum true vapor pressure from nomographs contained in API Bulletin 2517 (incorporated by reference—see § 60.17), unless the Administrator specifically requests that the liquid be sampled, the actual storage temperature determined, and the Reid vapor pressure determined from the sample(s).

(ii) The true vapor pressure of each type of crude oil with a Reid vapor pressure less than 13.8 kPa or with physical properties that preclude determination by the recommended method is to be determined from available data and recorded if the estimated maximum true vapor pressure is greater than 3.5 kPa.

(3) For other liquids, the vapor pressure:

(i) May be obtained from standard reference texts, or

(ii) Determined by ASTM D2879-83, 96, or 97 (incorporated by reference—see § 60.17); or

(iii) Measured by an appropriate method approved by the Administrator; or

(iv) Calculated by an appropriate method approved by the Administrator.

(f) The owner or operator of each vessel storing a waste mixture of indeterminate or variable composition shall be subject to the following requirements.

(1) Prior to the initial filling of the vessel, the highest maximum true vapor pressure for the range of anticipated liquid compositions to be stored will be determined using the methods described in paragraph (e) of this section.

(2) For vessels in which the vapor pressure of the anticipated liquid composition is above the cutoff for monitoring but below the cutoff for controls as defined in § 60.112b(a), an initial physical test of the vapor pressure is required; and a physical test at least once every 6 months thereafter is required as determined by the following methods:

(i) ASTM D2879-83, 96, or 97 (incorporated by reference—see § 60.17); or

(ii) ASTM D323-82 or 94 (incorporated by reference—see § 60.17); or

(iii) As measured by an appropriate method as approved by the Administrator.

(g) The owner or operator of each vessel equipped with a closed vent system and control device meeting the specification of § 60.112b or with emissions reductions equipment as specified in 40 CFR 65.42(b)(4), (b)(5), (b)(6), or (c) is exempt from the requirements of paragraphs (c) and (d) of this section.

[52 FR 11429, Apr. 8, 1987, as amended at 65 FR 61756, Oct. 17, 2000; 65 FR 78276, Dec. 14, 2000; 68 FR 59333, Oct. 15, 2003]

#### **§ 60.117b Delegation of authority.**

(a) In delegating implementation and enforcement authority to a State under section 111(c) of the Act, the authorities contained in paragraph (b) of this section shall be retained by the Administrator and not transferred to a State.

(b) Authorities which will not be delegated to States: §§ 60.111b(f)(4), 60.114b, 60.116b(e)(3)(iii), 60.116b(e)(3)(iv), and 60.116b(f)(2)(iii).

[52 FR 11429, Apr. 8, 1987, as amended at 52 FR 22780, June 16, 1987]

**Attachment B to  
Part 70 Operating Permit Renewal T089-28597-00239**

[Downloaded from the eCFR on May 13, 2013]

**Electronic Code of Federal Regulations**

**Title 40: Protection of Environment**

**Part 63, Subpart BBBBBB—National Emission Standards for Hazardous Air Pollutants for Source Category: Gasoline Distribution Bulk Terminals, Bulk Plants, and Pipeline Facilities**

Source: 73 FR 1933, Jan. 10, 2008, unless otherwise noted.

**What This Subpart Covers**

**§ 63.11080 What is the purpose of this subpart?**

This subpart establishes national emission limitations and management practices for hazardous air pollutants (HAP) emitted from area source gasoline distribution bulk terminals, bulk plants, and pipeline facilities. This subpart also establishes requirements to demonstrate compliance with the emission limitations and management practices.

**§ 63.11081 Am I subject to the requirements in this subpart?**

(a) The affected source to which this subpart applies is each area source bulk gasoline terminal, pipeline breakout station, pipeline pumping station, and bulk gasoline plant identified in paragraphs (a)(1) through (4) of this section. You are subject to the requirements in this subpart if you own or operate one or more of the affected area sources identified in paragraphs (a)(1) through (4) of this section.

(1) A bulk gasoline terminal that is not subject to the control requirements of 40 CFR part 63, subpart R (§§ 63.422, 63.423, and 63.424) or 40 CFR part 63, subpart CC (§§ 63.646, 63.648, 63.649, and 63.650).

(2) A pipeline breakout station that is not subject to the control requirements of 40 CFR part 63, subpart R (§§ 63.423 and 63.424).

(3) A pipeline pumping station.

(4) A bulk gasoline plant.

(b) If you are an owner or operator of affected sources, as defined in (a)(1) through (4) of this section, you are not required to meet the obligation to obtain a permit under 40 CFR part 70 or 40 CFR part 71 as a result of being subject to this subpart. However, you are still subject to the requirement to apply for and obtain a permit under 40 CFR part 70 or 40 CFR part 71 if you meet one or more of the applicability criteria found in 40 CFR 70.3(a) and (b) or 40 CFR part 71.3(a) and (b).

(c) Gasoline storage tanks that are located at affected sources identified in paragraphs (a)(1) through (a)(4) of this section, and that are used only for dispensing gasoline in a manner consistent with tanks located at a gasoline dispensing facility as defined in § 63.11132, are not subject to any of the requirements in this subpart. These tanks must comply with subpart CCCCCC of this part.

(d) The loading of aviation gasoline into storage tanks at airports, and the subsequent transfer of aviation gasoline within the airport, is not subject to this subpart.

(e) The loading of gasoline into marine tank vessels at bulk facilities is not subject to this subpart.

(f) If your affected source's throughput ever exceeds an applicable throughput threshold in the definition of "bulk gasoline terminal" or in item 1 in Table 2 to this subpart, the affected source will remain subject to the requirements for sources above the threshold, even if the affected source throughput later falls below the applicable throughput threshold.

(g) For the purpose of determining gasoline throughput, as used in the definition of bulk gasoline plant and bulk gasoline terminal, the 20,000 gallons per day threshold throughput is the maximum calculated design throughput for any day, and is not an average. An enforceable State, local, or Tribal permit limitation on throughput, established prior to the applicable compliance date, may be used in lieu of the 20,000 gallons per day design capacity throughput threshold to determine whether the facility is a bulk gasoline plant or a bulk gasoline terminal.

(h) Storage tanks that are used to load gasoline into a cargo tank for the on-site redistribution of gasoline to another storage tank are subject to this subpart.

(i) For any affected source subject to the provisions of this subpart and another Federal rule, you may elect to comply only with the more stringent provisions of the applicable subparts. You must consider all provisions of the rules, including monitoring, recordkeeping, and reporting. You must identify the affected source and provisions with which you will comply in your Notification of Compliance Status required under § 63.11093. You also must demonstrate in your Notification of Compliance Status that each provision with which you will comply is at least as stringent as the otherwise applicable requirements in this subpart. You are responsible for making accurate determinations concerning the more stringent provisions; noncompliance with this rule is not excused if it is later determined that your determination was in error, and, as a result, you are violating this subpart. Compliance with this rule is your responsibility, and the Notification of Compliance Status does not alter or affect that responsibility.

(j) For new or reconstructed affected sources, as specified in § 63.11082(b) and (c), recordkeeping to document applicable throughput must begin upon startup of the affected source. For existing sources, as specified in § 63.11082(d), recordkeeping to document applicable throughput must begin on January 10, 2008. Records required under this paragraph shall be kept for a period of 5 years.

[73 FR 1933, Jan. 10, 2008, as amended at 76 FR 4176, Jan. 24, 2011]

#### **§ 63.11082 What parts of my affected source does this subpart cover?**

(a) The emission sources to which this subpart applies are gasoline storage tanks, gasoline loading racks, vapor collection-equipped gasoline cargo tanks, and equipment components in vapor or liquid gasoline service that meet the criteria specified in Tables 1 through 3 to this subpart.

(b) An affected source is a new affected source if you commenced construction on the affected source after November 9, 2006, and you meet the applicability criteria in § 63.11081 at the time you commenced operation.

(c) An affected source is reconstructed if you meet the criteria for reconstruction as defined in § 63.2.

(d) An affected source is an existing affected source if it is not new or reconstructed.

#### **§ 63.11083 When do I have to comply with this subpart?**

(a) If you have a new or reconstructed affected source, you must comply with this subpart according to paragraphs (a)(1) and (2) of this section.

(1) If you start up your affected source before January 10, 2008, you must comply with the standards in this subpart no later than January 10, 2008.

(2) If you start up your affected source after January 10, 2008, you must comply with the standards in this subpart upon startup of your affected source.

(b) If you have an existing affected source, you must comply with the standards in this subpart no later than January 10, 2011.

(c) If you have an existing affected source that becomes subject to the control requirements in this subpart because of an increase in the daily throughput, as specified in option 1 of Table 2 to this subpart, you must comply with the standards in this subpart no later than 3 years after the affected source becomes subject to the control requirements in this subpart.

[73 FR 1933, Jan. 10, 2008, as amended at 76 FR 4177, Jan. 24, 2011]

### **Emission Limitations and Management Practices**

#### **§ 63.11085 What are my general duties to minimize emissions?**

Each owner or operator of an affected source under this subpart must comply with the requirements of paragraphs (a) and (b) of this section.

(a) You must, at all times, operate and maintain any affected source, including associated air pollution control equipment and monitoring equipment, in a manner consistent with safety and good air pollution control practices for minimizing emissions. Determination of whether such operation and maintenance procedures are being used will be based on information available to the Administrator, which may include, but is not limited to, monitoring results, review of operation and maintenance procedures, review of operation and maintenance records, and inspection of the source.

(b) You must keep applicable records and submit reports as specified in § 63.11094(g) and § 63.11095(d).

[76 FR 4177, Jan. 24, 2011]

#### **§ 63.11086 What requirements must I meet if my facility is a bulk gasoline plant?**

Each owner or operator of an affected bulk gasoline plant, as defined in § 63.11100, must comply with the requirements of paragraphs (a) through (i) of this section.

(a) Except as specified in paragraph (b) of this section, you must only load gasoline into storage tanks and cargo tanks at your facility by utilizing submerged filling, as defined in § 63.11100, and as specified in paragraphs (a)(1), (a)(2), or (a)(3) of this section. The applicable distances in paragraphs (a)(1) and (2) of this section shall be measured from the point in the opening of the submerged fill pipe that is the greatest distance from the bottom of the storage tank.

(1) Submerged fill pipes installed on or before November 9, 2006, must be no more than 12 inches from the bottom of the tank.

(2) Submerged fill pipes installed after November 9, 2006, must be no more than 6 inches from the bottom of the tank.

(3) Submerged fill pipes not meeting the specifications of paragraphs (a)(1) or (a)(2) of this section are allowed if the owner or operator can demonstrate that the liquid level in the gasoline storage tank is always above the entire opening of the fill pipe. Documentation providing such demonstration must be made available for inspection by the Administrator's delegated representative during the course of a site visit.

(b) Gasoline storage tanks with a capacity of less than 250 gallons are not required to comply with the control requirements in paragraph (a) of this section, but must comply only with the requirements in paragraph (d) of this section.

(c) You must perform a monthly leak inspection of all equipment in gasoline service according to the requirements specified in § 63.11089(a) through (d).

(d) You must not allow gasoline to be handled in a manner that would result in vapor releases to the atmosphere for extended periods of time. Measures to be taken include, but are not limited to, the following:

- (1) Minimize gasoline spills;
  - (2) Clean up spills as expeditiously as practicable;
  - (3) Cover all open gasoline containers and all gasoline storage tank fill-pipes with a gasketed seal when not in use;
  - (4) Minimize gasoline sent to open waste collection systems that collect and transport gasoline to reclamation and recycling devices, such as oil/water separators.
- (e) You must submit an Initial Notification that you are subject to this subpart by May 9, 2008 unless you meet the requirements in paragraph (g) of this section. The Initial Notification must contain the information specified in paragraphs (e)(1) through (4) of this section. The notification must be submitted to the applicable EPA Regional Office and the delegated State authority, as specified in § 63.13.

- (1) The name and address of the owner and the operator.
  - (2) The address (i.e., physical location) of the bulk plant.
  - (3) A statement that the notification is being submitted in response to this subpart and identifying the requirements in paragraphs (a), (b), (c), and (d) of this section that apply to you.
  - (4) A brief description of the bulk plant, including the number of storage tanks in gasoline service, the capacity of each storage tank in gasoline service, and the average monthly gasoline throughput at the affected source.
- (f) You must submit a Notification of Compliance Status to the applicable EPA Regional Office and the delegated State authority, as specified in § 63.13, by the compliance date specified in § 63.11083 unless you meet the requirements in paragraph (g) of this section. The Notification of Compliance Status must be signed by a responsible official who must certify its accuracy and must indicate whether the source has complied with the requirements of this subpart. If your facility is in compliance with the requirements of this subpart at the time the Initial Notification required under paragraph (e) of this section is due, the Notification of Compliance Status may be submitted in lieu of the Initial Notification provided it contains the information required under paragraph (e) of this section.
- (g) If, prior to January 10, 2008, you are operating in compliance with an enforceable State, local, or tribal rule or permit that requires submerged fill as specified in § 63.11086(a), you are not required to submit an Initial Notification or a Notification of Compliance Status under paragraph (e) or paragraph (f) of this section.

- (h) You must comply with the requirements of this subpart by the applicable dates specified in § 63.11083.
- (i) You must keep applicable records and submit reports as specified in § 63.11094(d) and (e) and § 63.11095(c).

[73 FR 1933, Jan. 10, 2008, as amended at 76 FR 4177, Jan. 24, 2011]

**§ 63.11087 What requirements must I meet for gasoline storage tanks if my facility is a bulk gasoline terminal, pipeline breakout station, or pipeline pumping station?**

- (a) You must meet each emission limit and management practice in Table 1 to this subpart that applies to your gasoline storage tank.
- (b) You must comply with the requirements of this subpart by the applicable dates specified in § 63.11083, except that storage vessels equipped with floating roofs and not meeting the requirements of paragraph (a) of this section must be in compliance at the first degassing and cleaning activity after January 10, 2011 or by January 10, 2018, whichever is first.
- (c) You must comply with the applicable testing and monitoring requirements specified in § 63.11092(e).
- (d) You must submit the applicable notifications as required under § 63.11093.



(e) You must keep records and submit reports as specified in §§ 63.11094 and 63.11095.

(f) If your gasoline storage tank is subject to, and complies with, the control requirements of 40 CFR part 60, subpart Kb of this chapter, your storage tank will be deemed in compliance with this section. You must report this determination in the Notification of Compliance Status report under § 63.11093(b).

**§ 63.11088 What requirements must I meet for gasoline loading racks if my facility is a bulk gasoline terminal, pipeline breakout station, or pipeline pumping station?**

(a) You must meet each emission limit and management practice in Table 2 to this subpart that applies to you.

(b) As an alternative for railcar cargo tanks to the requirements specified in Table 2 to this subpart, you may comply with the requirements specified in § 63.422(e).

(c) You must comply with the requirements of this subpart by the applicable dates specified in § 63.11083.

(d) You must comply with the applicable testing and monitoring requirements specified in § 63.11092.

(e) You must submit the applicable notifications as required under § 63.11093.

(f) You must keep records and submit reports as specified in §§ 63.11094 and 63.11095.

**§ 63.11089 What requirements must I meet for equipment leak inspections if my facility is a bulk gasoline terminal, bulk plant, pipeline breakout station, or pipeline pumping station?**

(a) Each owner or operator of a bulk gasoline terminal, bulk plant, pipeline breakout station, or pipeline pumping station subject to the provisions of this subpart shall perform a monthly leak inspection of all equipment in gasoline service, as defined in § 63.11100. For this inspection, detection methods incorporating sight, sound, and smell are acceptable.

(b) A log book shall be used and shall be signed by the owner or operator at the completion of each inspection. A section of the log book shall contain a list, summary description, or diagram(s) showing the location of all equipment in gasoline service at the facility.

(c) Each detection of a liquid or vapor leak shall be recorded in the log book. When a leak is detected, an initial attempt at repair shall be made as soon as practicable, but no later than 5 calendar days after the leak is detected. Repair or replacement of leaking equipment shall be completed within 15 calendar days after detection of each leak, except as provided in paragraph (d) of this section.

(d) Delay of repair of leaking equipment will be allowed if the repair is not feasible within 15 days. The owner or operator shall provide in the semiannual report specified in § 63.11095(b), the reason(s) why the repair was not feasible and the date each repair was completed.

(e) You must comply with the requirements of this subpart by the applicable dates specified in § 63.11083.

(f) You must submit the applicable notifications as required under § 63.11093.

(g) You must keep records and submit reports as specified in §§ 63.11094 and 63.11095.

**Testing and Monitoring Requirements**

**§ 63.11092 What testing and monitoring requirements must I meet?**

(a) Each owner or operator of a bulk gasoline terminal subject to the emission standard in item 1(b) of Table 2 to this subpart must comply with the requirements in paragraphs (a) through (d) of this section.

(1) Conduct a performance test on the vapor processing and collection systems according to either paragraph (a)(1)(i) or paragraph (a)(1)(ii) of this section.

(i) Use the test methods and procedures in § 60.503 of this chapter, except a reading of 500 parts per million shall be used to determine the level of leaks to be repaired under § 60.503(b) of this chapter.

(ii) Use alternative test methods and procedures in accordance with the alternative test method requirements in § 63.7(f).

(2) If you are operating your gasoline loading rack in compliance with an enforceable State, local, or tribal rule or permit that requires your loading rack to meet an emission limit of 80 milligrams (mg), or less, per liter of gasoline loaded (mg/l), you may submit a statement by a responsible official of your facility certifying the compliance status of your loading rack in lieu of the test required under paragraph (a)(1) of this section.

(3) If you have conducted performance testing on the vapor processing and collection systems within 5 years prior to January 10, 2008, and the test is for the affected facility and is representative of current or anticipated operating processes and conditions, you may submit the results of such testing in lieu of the test required under paragraph (a)(1) of this section, provided the testing was conducted using the test methods and procedures in § 60.503 of this chapter. Should the Administrator deem the prior test data unacceptable, the facility is still required to meet the requirement to conduct an initial performance test within 180 days of the compliance date specified in § 63.11083; thus, previous test reports should be submitted as soon as possible after January 10, 2008.

(4) The performance test requirements of § 63.11092(a) do not apply to flares defined in § 63.11100 and meeting the flare requirements in § 63.11(b). The owner or operator shall demonstrate that the flare and associated vapor collection system is in compliance with the requirements in § 63.11(b) and 40 CFR 60.503(a), (b), and (d).

(b) Each owner or operator of a bulk gasoline terminal subject to the provisions of this subpart shall install, calibrate, certify, operate, and maintain, according to the manufacturer's specifications, a continuous monitoring system (CMS) while gasoline vapors are displaced to the vapor processor systems, as specified in paragraphs (b)(1) through (5) of this section. For each facility conducting a performance test under paragraph (a)(1) of this section, and for each facility utilizing the provisions of paragraphs (a)(2) or (a)(3) of this section, the CMS must be installed by January 10, 2011.

(1) For each performance test conducted under paragraph (a)(1) of this section, the owner or operator shall determine a monitored operating parameter value for the vapor processing system using the procedures specified in paragraphs (b)(1)(i) through (iv) of this section. During the performance test, continuously record the operating parameter as specified under paragraphs (b)(1)(i) through (iv) of this section.

(i) Where a carbon adsorption system is used, the owner or operator shall monitor the operation of the system as specified in paragraphs (b)(1)(i)(A) or (B) of this section.

(A) A continuous emissions monitoring system (CEMS) capable of measuring organic compound concentration shall be installed in the exhaust air stream.

(B) As an alternative to paragraph (b)(1)(i)(A) of this section, you may choose to meet the requirements listed in paragraph (b)(1)(i)(B)( 1 ) and ( 2 ) of this section.

( 1 ) Carbon adsorption devices shall be monitored as specified in paragraphs (b)(1)(i)(B)( 1 )( i ),( ii ), and ( iii ) of this section.

( i ) Vacuum level shall be monitored using a pressure transmitter installed in the vacuum pump suction line, with the measurements displayed on a gauge that can be visually observed. Each carbon bed shall be observed during one complete regeneration cycle on each day of operation of the loading rack to determine the maximum vacuum level achieved.

( ii ) Conduct annual testing of the carbon activity for the carbon in each carbon bed. Carbon activity shall be tested in accordance with the butane working capacity test of the American Society for Testing and Materials (ASTM) Method

D 5228-92 (incorporated by reference, see § 63.14), or by another suitable procedure as recommended by the manufacturer.

( iii ) Conduct monthly measurements of the carbon bed outlet volatile organic compounds (VOC) concentration over the last 5 minutes of an adsorption cycle for each carbon bed, documenting the highest measured VOC concentration. Measurements shall be made using a portable analyzer, or a permanently mounted analyzer, in accordance with 40 CFR part 60, Appendix A-7, EPA Method 21 for open-ended lines.

( 2 ) Develop and submit to the Administrator a monitoring and inspection plan that describes the owner or operator's approach for meeting the requirements in paragraphs (b)(1)(i)(B)( 2 )( i ) through ( v ) of this section.

( i ) The lowest maximum required vacuum level and duration needed to assure regeneration of the carbon beds shall be determined by an engineering analysis or from the manufacturer's recommendation and shall be documented in the monitoring and inspection plan.

( ii ) The owner or operator shall verify, during each day of operation of the loading rack, the proper valve sequencing, cycle time, gasoline flow, purge air flow, and operating temperatures. Verification shall be through visual observation, or through an automated alarm or shutdown system that monitors system operation. A manual or electronic record of the start and end of a shutdown event may be used.

( iii ) The owner or operator shall perform semi-annual preventive maintenance inspections of the carbon adsorption system, including the automated alarm or shutdown system for those units so equipped, according to the recommendations of the manufacturer of the system.

( iv ) The monitoring plan developed under paragraph ( 2 ) of this section shall specify conditions that would be considered malfunctions of the carbon adsorption system during the inspections or automated monitoring performed under paragraphs (b)(1)(i)(B)( 2 )( i ) through ( iii ) of this section, describe specific corrective actions that will be taken to correct any malfunction, and define what the owner or operator would consider to be a timely repair for each potential malfunction.

( v ) The owner or operator shall document the maximum vacuum level observed on each carbon bed from each daily inspection and the maximum VOC concentration observed from each carbon bed on each monthly inspection as well as any system malfunction, as defined in the monitoring and inspection plan, and any activation of the automated alarm or shutdown system with a written entry into a log book or other permanent form of record. Such record shall also include a description of the corrective action taken and whether such corrective actions were taken in a timely manner, as defined in the monitoring and inspection plan, as well as an estimate of the amount of gasoline loaded during the period of the malfunction.

(ii) Where a refrigeration condenser system is used, a continuous parameter monitoring system (CPMS) capable of measuring temperature shall be installed immediately downstream from the outlet to the condenser section. Alternatively, a CEMS capable of measuring organic compound concentration may be installed in the exhaust air stream.

(iii) Where a thermal oxidation system other than a flare is used, the owner or operator shall monitor the operation of the system as specified in paragraphs (b)(1)(iii)(A) or (B) of this section.

(A) A CPMS capable of measuring temperature shall be installed in the firebox or in the ductwork immediately downstream from the firebox in a position before any substantial heat exchange occurs.

(B) As an alternative to paragraph (b)(1)(iii)(A) of this section, you may choose to meet the requirements listed in paragraphs (b)(1)(iii)(B)( 1 ) and ( 2 ) of this section.

( 1 ) The presence of a thermal oxidation system pilot flame shall be monitored using a heat-sensing device, such as an ultraviolet beam sensor or a thermocouple, installed in proximity of the pilot light, to indicate the presence of a flame. The heat-sensing device shall send a positive parameter value to indicate that the pilot flame is on, or a negative parameter value to indicate that the pilot flame is off.

( 2 ) Develop and submit to the Administrator a monitoring and inspection plan that describes the owner or operator's approach for meeting the requirements in paragraphs (b)(1)(iii)(B)( 2 )( i ) through ( v ) of this section.

( i ) The thermal oxidation system shall be equipped to automatically prevent gasoline loading operations from beginning at any time that the pilot flame is absent.

( ii ) The owner or operator shall verify, during each day of operation of the loading rack, the proper operation of the assist-air blower and the vapor line valve. Verification shall be through visual observation, or through an automated alarm or shutdown system that monitors system operation. A manual or electronic record of the start and end of a shutdown event may be used.

( iii ) The owner or operator shall perform semi-annual preventive maintenance inspections of the thermal oxidation system, including the automated alarm or shutdown system for those units so equipped, according to the recommendations of the manufacturer of the system.

( iv ) The monitoring plan developed under paragraph ( 2 ) of this section shall specify conditions that would be considered malfunctions of the thermal oxidation system during the inspections or automated monitoring performed under paragraphs (b)(1)(iii)(B)( 2 )( ii ) and ( iii ) of this section, describe specific corrective actions that will be taken to correct any malfunction, and define what the owner or operator would consider to be a timely repair for each potential malfunction.

( v ) The owner or operator shall document any system malfunction, as defined in the monitoring and inspection plan, and any activation of the automated alarm or shutdown system with a written entry into a log book or other permanent form of record. Such record shall also include a description of the corrective action taken and whether such corrective actions were taken in a timely manner, as defined in the monitoring and inspection plan, as well as an estimate of the amount of gasoline loaded during the period of the malfunction.

(iv) Monitoring an alternative operating parameter or a parameter of a vapor processing system other than those listed in paragraphs (b)(1)(i) through (iii) of this section will be allowed upon demonstrating to the Administrator's satisfaction that the alternative parameter demonstrates continuous compliance with the emission standard in § 63.11088(a).

(2) Where a flare meeting the requirements in § 63.11(b) is used, a heat-sensing device, such as an ultraviolet beam sensor or a thermocouple, must be installed in proximity to the pilot light to indicate the presence of a flame.

(3) Determine an operating parameter value based on the parameter data monitored during the performance test, supplemented by engineering assessments and the manufacturer's recommendations.

(4) Provide for the Administrator's approval the rationale for the selected operating parameter value, monitoring frequency, and averaging time, including data and calculations used to develop the value and a description of why the value, monitoring frequency, and averaging time demonstrate continuous compliance with the emission standard in § 63.11088(a).

(5) If you have chosen to comply with the performance testing alternatives provided under paragraph (a)(2) or paragraph (a)(3) of this section, the monitored operating parameter value may be determined according to the provisions in paragraph (b)(5)(i) or paragraph (b)(5)(ii) of this section.

(i) Monitor an operating parameter that has been approved by the Administrator and is specified in your facility's current enforceable operating permit. At the time that the Administrator requires a new performance test, you must determine the monitored operating parameter value according to the requirements specified in paragraph (b) of this section.

(ii) Determine an operating parameter value based on engineering assessment and the manufacturer's recommendation and submit the information specified in paragraph (b)(4) of this section for approval by the Administrator. At the time that the Administrator requires a new performance test, you must determine the monitored operating parameter value according to the requirements specified in paragraph (b) of this section.

(c) For performance tests performed after the initial test required under paragraph (a) of this section, the owner or operator shall document the reasons for any change in the operating parameter value since the previous performance test.

(d) Each owner or operator of a bulk gasoline terminal subject to the provisions of this subpart shall comply with the requirements in paragraphs (d)(1) through (4) of this section.

(1) Operate the vapor processing system in a manner not to exceed or not to go below, as appropriate, the operating parameter value for the parameters described in paragraph (b)(1) of this section.

(2) In cases where an alternative parameter pursuant to paragraph (b)(1)(iv) or paragraph (b)(5)(i) of this section is approved, each owner or operator shall operate the vapor processing system in a manner not to exceed or not to go below, as appropriate, the alternative operating parameter value.

(3) Operation of the vapor processing system in a manner exceeding or going below the operating parameter value, as appropriate, shall constitute a violation of the emission standard in § 63.11088(a), except as specified in paragraph (d)(4) of this section.

(4) For the monitoring and inspection, as required under paragraphs (b)(1)(i)(B)(2) and (b)(1)(iii)(B)(2) of this section, malfunctions that are discovered shall not constitute a violation of the emission standard in § 63.11088(a) if corrective actions as described in the monitoring and inspection plan are followed. The owner or operator must:

(i) Initiate corrective action to determine the cause of the problem within 1 hour;

(ii) Initiate corrective action to fix the problem within 24 hours;

(iii) Complete all corrective actions needed to fix the problem as soon as practicable consistent with good air pollution control practices for minimizing emissions;

(iv) Minimize periods of start-up, shutdown, or malfunction; and

(v) Take any necessary corrective actions to restore normal operation and prevent the recurrence of the cause of the problem.

(e) Each owner or operator subject to the emission standard in § 63.11087 for gasoline storage tanks shall comply with the requirements in paragraphs (e)(1) through (3) of this section.

(1) If your gasoline storage tank is equipped with an internal floating roof, you must perform inspections of the floating roof system according to the requirements of § 60.113b(a) if you are complying with option 2(b) in Table 1 to this subpart, or according to the requirements of § 63.1063(c)(1) if you are complying with option 2(d) in Table 1 to this subpart.

(2) If your gasoline storage tank is equipped with an external floating roof, you must perform inspections of the floating roof system according to the requirements of § 60.113b(b) if you are complying with option 2(c) in Table 1 to this subpart, or according to the requirements of § 63.1063(c)(2) if you are complying with option 2(d) in Table 1 to this subpart.

(3) If your gasoline storage tank is equipped with a closed vent system and control device, you must conduct a performance test and determine a monitored operating parameter value in accordance with the requirements in paragraphs (a) through (d) of this section, except that the applicable level of control specified in paragraph (a)(2) of this section shall be a 95-percent reduction in inlet total organic compounds (TOC) levels rather than 80 mg/l of gasoline loaded.

(f) The annual certification test for gasoline cargo tanks shall consist of the test methods specified in paragraphs (f)(1) or (f)(2) of this section. Affected facilities that are subject to subpart XX of 40 CFR part 60 may elect, after notification to the subpart XX delegated authority, to comply with paragraphs (f)(1) and (2) of this section.

(1) *EPA Method 27, Appendix A-8, 40 CFR part 60.* Conduct the test using a time period (t) for the pressure and vacuum tests of 5 minutes. The initial pressure ( $P_i$ ) for the pressure test shall be 460 millimeters (mm) of water (18 inches of water), gauge. The initial vacuum ( $V_i$ ) for the vacuum test shall be 150 mm of water (6 inches of water), gauge. The maximum allowable pressure and vacuum changes ( $\Delta p$ ,  $\Delta v$ ) for all affected gasoline cargo tanks is 3 inches of water, or less, in 5 minutes.

(2) *Railcar bubble leak test procedures.* As an alternative to the annual certification test required under paragraph (1) of this section for certification leakage testing of gasoline cargo tanks, the owner or operator may comply with paragraphs (f)(2)(i) and (ii) of this section for railcar cargo tanks, provided the railcar cargo tank meets the requirement in paragraph (f)(2)(iii) of this section.

(i) Comply with the requirements of 49 CFR 173.31(d), 49 CFR 179.7, 49 CFR 180.509, and 49 CFR 180.511 for the periodic testing of railcar cargo tanks.

(ii) The leakage pressure test procedure required under 49 CFR 180.509(j) and used to show no indication of leakage under 49 CFR 180.511(f) shall be ASTM E 515-95, BS EN 1593:1999, or another bubble leak test procedure meeting the requirements in 49 CFR 179.7, 49 CFR 180.505, and 49 CFR 180.509.

(iii) The alternative requirements in this paragraph (f)(2) may not be used for any railcar cargo tank that collects gasoline vapors from a vapor balance system and the system complies with a Federal, State, local, or tribal rule or permit. A vapor balance system is a piping and collection system designed to collect gasoline vapors displaced from a storage vessel, barge, or other container being loaded, and routes the displaced gasoline vapors into the railcar cargo tank from which liquid gasoline is being unloaded.

(g) *Conduct of performance tests.* Performance tests conducted for this subpart shall be conducted under such conditions as the Administrator specifies to the owner or operator, based on representative performance (*i.e.*, performance based on normal operating conditions) of the affected source. Upon request, the owner or operator shall make available to the Administrator such records as may be necessary to determine the conditions of performance tests.

[73 FR 1933, Jan. 10, 2008 as amended at 73 FR 12276, Mar. 7, 2008; 76 FR 4177, Jan. 24, 2011]

## **Notifications, Records, and Reports**

### **§ 63.11093 What notifications must I submit and when?**

(a) Each owner or operator of an affected source under this subpart must submit an Initial Notification as specified in § 63.9(b). If your facility is in compliance with the requirements of this subpart at the time the Initial Notification is due, the Notification of Compliance Status required under paragraph (b) of this section may be submitted in lieu of the Initial Notification.

(b) Each owner or operator of an affected source under this subpart must submit a Notification of Compliance Status as specified in § 63.9(h). The Notification of Compliance Status must specify which of the compliance options included in Table 1 to this subpart is used to comply with this subpart.

(c) Each owner or operator of an affected bulk gasoline terminal under this subpart must submit a Notification of Performance Test, as specified in § 63.9(e), prior to initiating testing required by § 63.11092(a) or § 63.11092(b).

(d) Each owner or operator of any affected source under this subpart must submit additional notifications specified in § 63.9, as applicable.

### **§ 63.11094 What are my recordkeeping requirements?**

(a) Each owner or operator of a bulk gasoline terminal or pipeline breakout station whose storage vessels are subject to the provisions of this subpart shall keep records as specified in § 60.115b of this chapter if you are complying with options 2(a), 2(b), or 2(c) in Table 1 to this subpart, except records shall be kept for at least 5 years. If you are

complying with the requirements of option 2(d) in Table 1 to this subpart, you shall keep records as specified in § 63.1065.

(b) Each owner or operator of a bulk gasoline terminal subject to the provisions of this subpart shall keep records of the test results for each gasoline cargo tank loading at the facility as specified in paragraphs (b)(1) through (3) of this section.

(1) Annual certification testing performed under § 63.11092(f)(1) and periodic railcar bubble leak testing performed under § 63.11092(f)(2).

(2) The documentation file shall be kept up-to-date for each gasoline cargo tank loading at the facility. The documentation for each test shall include, as a minimum, the following information:

(i) *Name of test:* Annual Certification Test—Method 27 or Periodic Railcar Bubble Leak Test Procedure.

(ii) Cargo tank owner's name and address.

(iii) Cargo tank identification number.

(iv) Test location and date.

(v) Tester name and signature.

(vi) *Witnessing inspector, if any:* Name, signature, and affiliation.

(vii) *Vapor tightness repair:* Nature of repair work and when performed in relation to vapor tightness testing.

(viii) *Test results:* Test pressure; pressure or vacuum change, mm of water; time period of test; number of leaks found with instrument; and leak definition.

(3) If you are complying with the alternative requirements in § 63.11088(b), you must keep records documenting that you have verified the vapor tightness testing according to the requirements of the Administrator.

(c) As an alternative to keeping records at the terminal of each gasoline cargo tank test result as required in paragraph (b) of this section, an owner or operator may comply with the requirements in either paragraph (c)(1) or paragraph (c)(2) of this section.

(1) An electronic copy of each record is instantly available at the terminal.

(i) The copy of each record in paragraph (c)(1) of this section is an exact duplicate image of the original paper record with certifying signatures.

(ii) The Administrator is notified in writing that each terminal using this alternative is in compliance with paragraph (c)(1) of this section.

(2) For facilities that use a terminal automation system to prevent gasoline cargo tanks that do not have valid cargo tank vapor tightness documentation from loading (e.g., via a card lock-out system), a copy of the documentation is made available (e.g., via facsimile) for inspection by the Administrator's delegated representatives during the course of a site visit, or within a mutually agreeable time frame.

(i) The copy of each record in paragraph (c)(2) of this section is an exact duplicate image of the original paper record with certifying signatures.

(ii) The Administrator is notified in writing that each terminal using this alternative is in compliance with paragraph (c)(2) of this section.

(d) Each owner or operator subject to the equipment leak provisions of § 63.11089 shall prepare and maintain a record describing the types, identification numbers, and locations of all equipment in gasoline service. For facilities electing to implement an instrument program under § 63.11089, the record shall contain a full description of the program.

(e) Each owner or operator of an affected source subject to equipment leak inspections under § 63.11089 shall record in the log book for each leak that is detected the information specified in paragraphs (e)(1) through (7) of this section.

(1) The equipment type and identification number.

(2) The nature of the leak (i.e., vapor or liquid) and the method of detection (i.e., sight, sound, or smell).

(3) The date the leak was detected and the date of each attempt to repair the leak.

(4) Repair methods applied in each attempt to repair the leak.

(5) "Repair delayed" and the reason for the delay if the leak is not repaired within 15 calendar days after discovery of the leak.

(6) The expected date of successful repair of the leak if the leak is not repaired within 15 days.

(7) The date of successful repair of the leak.

(f) Each owner or operator of a bulk gasoline terminal subject to the provisions of this subpart shall:

(1) Keep an up-to-date, readily accessible record of the continuous monitoring data required under § 63.11092(b) or § 63.11092(e). This record shall indicate the time intervals during which loadings of gasoline cargo tanks have occurred or, alternatively, shall record the operating parameter data only during such loadings. The date and time of day shall also be indicated at reasonable intervals on this record.

(2) Record and report simultaneously with the Notification of Compliance Status required under § 63.11093(b):

(i) All data and calculations, engineering assessments, and manufacturer's recommendations used in determining the operating parameter value under § 63.11092(b) or § 63.11092(e); and

(ii) The following information when using a flare under provisions of § 63.11(b) to comply with § 63.11087(a):

(A) Flare design (i.e., steam-assisted, air-assisted, or non-assisted); and

(B) All visible emissions (VE) readings, heat content determinations, flow rate measurements, and exit velocity determinations made during the compliance determination required under § 63.11092(e)(3).

(3) Keep an up-to-date, readily accessible copy of the monitoring and inspection plan required under § 63.11092(b)(1)(i)(B)( 2 ) or § 63.11092(b)(1)(iii)(B)( 2 ).

(4) Keep an up-to-date, readily accessible record of all system malfunctions, as specified in § 63.11092(b)(1)(i)(B)( 2 )( v ) or § 63.11092(b)(1)(iii)(B)( 2 )( v ).

(5) If an owner or operator requests approval to use a vapor processing system or monitor an operating parameter other than those specified in § 63.11092(b), the owner or operator shall submit a description of planned reporting and recordkeeping procedures.

(g) Each owner or operator of an affected source under this subpart shall keep records as specified in paragraphs (g)(1) and (2) of this section.



(1) Records of the occurrence and duration of each malfunction of operation ( *i.e.*, process equipment) or the air pollution control and monitoring equipment.

(2) Records of actions taken during periods of malfunction to minimize emissions in accordance with § 63.11085(a), including corrective actions to restore malfunctioning process and air pollution control and monitoring equipment to its normal or usual manner of operation.

[73 FR 1933, Jan. 10, 2008, as amended at 76 FR 4178, Jan. 24, 2011]

### **§ 63.11095 What are my reporting requirements?**

(a) Each owner or operator of a bulk terminal or a pipeline breakout station subject to the control requirements of this subpart shall include in a semiannual compliance report to the Administrator the following information, as applicable:

(1) For storage vessels, if you are complying with options 2(a), 2(b), or 2(c) in Table 1 to this subpart, the information specified in § 60.115b(a), § 60.115b(b), or § 60.115b(c) of this chapter, depending upon the control equipment installed, or, if you are complying with option 2(d) in Table 1 to this subpart, the information specified in § 63.1066.

(2) For loading racks, each loading of a gasoline cargo tank for which vapor tightness documentation had not been previously obtained by the facility.

(3) For equipment leak inspections, the number of equipment leaks not repaired within 15 days after detection.

(4) For storage vessels complying with § 63.11087(b) after January 10, 2011, the storage vessel's Notice of Compliance Status information can be included in the next semi-annual compliance report in lieu of filing a separate Notification of Compliance Status report under § 63.11093.

(b) Each owner or operator of an affected source subject to the control requirements of this subpart shall submit an excess emissions report to the Administrator at the time the semiannual compliance report is submitted. Excess emissions events under this subpart, and the information to be included in the excess emissions report, are specified in paragraphs (b)(1) through (5) of this section.

(1) Each instance of a non-vapor-tight gasoline cargo tank loading at the facility in which the owner or operator failed to take steps to assure that such cargo tank would not be reloaded at the facility before vapor tightness documentation for that cargo tank was obtained.

(2) Each reloading of a non-vapor-tight gasoline cargo tank at the facility before vapor tightness documentation for that cargo tank is obtained by the facility in accordance with § 63.11094(b).

(3) Each exceedance or failure to maintain, as appropriate, the monitored operating parameter value determined under § 63.11092(b). The report shall include the monitoring data for the days on which exceedances or failures to maintain have occurred, and a description and timing of the steps taken to repair or perform maintenance on the vapor collection and processing systems or the CMS.

(4) Each instance in which malfunctions discovered during the monitoring and inspections required under § 63.11092(b)(1)(i)(B)( 2 ) and (b)(1)(iii)(B)( 2 ) were not resolved according to the necessary corrective actions described in the monitoring and inspection plan. The report shall include a description of the malfunction and the timing of the steps taken to correct the malfunction.

(5) For each occurrence of an equipment leak for which no repair attempt was made within 5 days or for which repair was not completed within 15 days after detection:

(i) The date on which the leak was detected;

(ii) The date of each attempt to repair the leak;

(iii) The reasons for the delay of repair; and

(iv) The date of successful repair.

(c) Each owner or operator of a bulk gasoline plant or a pipeline pumping station shall submit a semiannual excess emissions report, including the information specified in paragraphs (a)(3) and (b)(5) of this section, only for a 6-month period during which an excess emission event has occurred. If no excess emission events have occurred during the previous 6-month period, no report is required.

(d) Each owner or operator of an affected source under this subpart shall submit a semiannual report including the number, duration, and a brief description of each type of malfunction which occurred during the reporting period and which caused or may have caused any applicable emission limitation to be exceeded. The report must also include a description of actions taken by an owner or operator during a malfunction of an affected source to minimize emissions in accordance with § 63.11085(a), including actions taken to correct a malfunction. The report may be submitted as a part of the semiannual compliance report, if one is required. Owners or operators of affected bulk plants and pipeline pumping stations are not required to submit reports for periods during which no malfunctions occurred.

[73 FR 1933, Jan. 10, 2008 as amended at 73 FR 12276, Mar. 7, 2008; 76 FR 4178, Jan. 24, 2011]

### **Other Requirements and Information**

#### **§ 63.11098 What parts of the General Provisions apply to me?**

Table 3 to this subpart shows which parts of the General Provisions apply to you.

#### **§ 63.11099 Who implements and enforces this subpart?**

(a) This subpart can be implemented and enforced by the U.S. EPA or a delegated authority such as the applicable State, local, or tribal agency. If the U.S. EPA Administrator has delegated authority to a State, local, or tribal agency, then that agency, in addition to the U.S. EPA, has the authority to implement and enforce this subpart. Contact the applicable U.S. EPA Regional Office to find out if implementation and enforcement of this subpart is delegated to a State, local, or tribal agency.

(b) In delegating implementation and enforcement authority of this subpart to a State, local, or tribal agency under subpart E of this part, the authorities specified in paragraph (c) of this section are retained by the Administrator of U.S. EPA and cannot be transferred to the State, local, or tribal agency.

(c) The authorities that cannot be delegated to State, local, or tribal agencies are as specified in paragraphs (c)(1) through (4) of this section.

(1) Approval of alternatives to the requirements in §§ 63.11086 through 63.11088 and § 63.11092. Any owner or operator requesting to use an alternative means of emission limitation for storage vessels in Table 1 to this subpart must follow either the provisions in § 60.114b of this chapter if you are complying with options 2(a), 2(b), or 2(c) in Table 1 to this subpart, or the provisions in § 63.1064 if you are complying with option 2(d) in Table 1 to this subpart.

(2) Approval of major alternatives to test methods under § 63.7(e)(2)(ii) and (f), as defined in § 63.90, and as required in this subpart.

(3) Approval of major alternatives to monitoring under § 63.8(f), as defined in § 63.90, and as required in this subpart.

(4) Approval of major alternatives to recordkeeping and reporting under § 63.10(f), as defined in § 63.90, and as required in this subpart.

**§ 63.11100 What definitions apply to this subpart?**

As used in this subpart, all terms not defined herein shall have the meaning given them in the Clean Air Act (CAA), in subparts A, K, Ka, Kb, and XX of part 60 of this chapter, or in subparts A, R, and WW of this part. All terms defined in both subpart A of part 60 of this chapter and subparts A, R, and WW of this part shall have the meaning given in subparts A, R, and WW of this part. For purposes of this subpart, definitions in this section supersede definitions in other parts or subparts.

*Administrator* means the Administrator of the United States Environmental Protection Agency or his or her authorized representative (e.g., a State that has been delegated the authority to implement the provisions of this subpart).

*Bulk gasoline plant* means any gasoline storage and distribution facility that receives gasoline by pipeline, ship or barge, or cargo tank, and subsequently loads the gasoline into gasoline cargo tanks for transport to gasoline dispensing facilities, and has a gasoline throughput of less than 20,000 gallons per day. Gasoline throughput shall be the maximum calculated design throughput as may be limited by compliance with an enforceable condition under Federal, State, or local law, and discoverable by the Administrator and any other person.

*Bulk gasoline terminal* means any gasoline storage and distribution facility that receives gasoline by pipeline, ship or barge, or cargo tank and has a gasoline throughput of 20,000 gallons per day or greater. Gasoline throughput shall be the maximum calculated design throughput as may be limited by compliance with an enforceable condition under Federal, State, or local law and discoverable by the Administrator and any other person.

*Equipment* means each valve, pump, pressure relief device, sampling connection system, open-ended valve or line, and flange or other connector in the gasoline liquid transfer and vapor collection systems. This definition also includes the entire vapor processing system except the exhaust port(s) or stack(s).

*Flare* means a thermal oxidation system using an open (without enclosure) flame.

*Gasoline* means any petroleum distillate or petroleum distillate/alcohol blend having a Reid vapor pressure of 27.6 kilopascals or greater, which is used as a fuel for internal combustion engines.

*Gasoline cargo tank* means a delivery tank truck or railcar which is loading gasoline or which has loaded gasoline on the immediately previous load.

*Gasoline storage tank or vessel* means each tank, vessel, reservoir, or container used for the storage of gasoline, but does not include:

- (1) Frames, housing, auxiliary supports, or other components that are not directly involved in the containment of gasoline or gasoline vapors;
- (2) Subsurface caverns or porous rock reservoirs;
- (3) Oil/water separators and sumps, including butane blending sample recovery tanks, used to collect drained material such that it can be pumped to storage or back into a process; or
- (4) Tanks or vessels permanently attached to mobile sources such as trucks, railcars, barges, or ships.

*In gasoline service* means that a piece of equipment is used in a system that transfers gasoline or gasoline vapors.

*Monthly* means once per calendar month at regular intervals of no less than 28 days and no more than 35 days.

*Operating parameter value* means a value for an operating or emission parameter of the vapor processing system (e.g., temperature) which, if maintained continuously by itself or in combination with one or more other operating parameter values, determines that an owner or operator has complied with the applicable emission standard. The operating parameter value is determined using the procedures specified in § 63.11092(b).

*Pipeline breakout station* means a facility along a pipeline containing storage vessels used to relieve surges or receive and store gasoline from the pipeline for re-injection and continued transportation by pipeline or to other facilities.

*Pipeline pumping station* means a facility along a pipeline containing pumps to maintain the desired pressure and flow of product through the pipeline, and not containing gasoline storage tanks other than surge control tanks.

*Submerged filling* means, for the purposes of this subpart, the filling of a gasoline cargo tank or a stationary storage tank through a submerged fill pipe whose discharge is no more than the applicable distance specified in § 63.11086(a) from the bottom of the tank. Bottom filling of gasoline cargo tanks or storage tanks is included in this definition.

*Surge control tank or vessel* means, for the purposes of this subpart, those tanks or vessels used only for controlling pressure in a pipeline system during surges or other variations from normal operations.

*Vapor collection-equipped gasoline cargo tank* means a gasoline cargo tank that is outfitted with the equipment necessary to transfer vapors, displaced during the loading of gasoline into the cargo tank, to a vapor processor system.

*Vapor-tight gasoline cargo tank* means a gasoline cargo tank which has demonstrated within the 12 preceding months that it meets the annual certification test requirements in § 63.11092(f).

[73 FR 1933, Jan. 10, 2008, as amended at 76 FR 4178, Jan. 24, 2011]

**Table 1 to Subpart BBBBBB of Part 63—Applicability Criteria, Emission Limits, and Management Practices for Storage Tanks**

If you own or operate . . .	Then you must . . .
1. A gasoline storage tank meeting either of the following conditions: (i) a capacity of less than 75 cubic meters (m <sup>3</sup> ); or (ii) a capacity of less than 151 m <sup>3</sup> and a gasoline throughput of 480 gallons per day or less. Gallons per day is calculated by summing the current day's throughput, plus the throughput for the previous 364 days, and then dividing that sum by 365	Equip each gasoline storage tank with a fixed roof that is mounted to the storage tank in a stationary manner, and maintain all openings in a closed position at all times when not in use.
2. A gasoline storage tank with a capacity of greater than or equal to 75 m <sup>3</sup> and not meeting any of the criteria specified in item 1 of this Table	Do the following: (a) Reduce emissions of total organic HAP or TOC by 95 weight-percent with a closed vent system and control device, as specified in § 60.112b(a)(3) of this chapter; or
	(b) Equip each internal floating roof gasoline storage tank according to the requirements in § 60.112b(a)(1) of this chapter, except for the secondary seal requirements under § 60.112b(a)(1)(ii)(B) and the requirements in § 60.112b(a)(1)(iv) through (ix) of this chapter; and
	(c) Equip each external floating roof gasoline storage tank according to the requirements in § 60.112b(a)(2) of this chapter, except that the requirements of § 60.112b(a)(2)(ii) of this chapter shall only be required if such storage tank does not currently meet the requirements of § 60.112b(a)(2)(i) of this chapter; or

If you own or operate . . .	Then you must . . .
	(d) Equip and operate each internal and external floating roof gasoline storage tank according to the applicable requirements in § 63.1063(a)(1) and (b), except for the secondary seal requirements under § 63.1063(a)(1)(i)(C) and (D), and equip each external floating roof gasoline storage tank according to the requirements of § 63.1063(a)(2) if such storage tank does not currently meet the requirements of § 63.1063(a)(1).
3. A surge control tank	Equip each tank with a fixed roof that is mounted to the tank in a stationary manner and with a pressure/vacuum vent with a positive cracking pressure of no less than 0.50 inches of water. Maintain all openings in a closed position at all times when not in use.

[76 FR 4179, Jan. 24, 2011]

**Table 2 to Subpart BBBB of Part 63—Applicability Criteria, Emission Limits, and Management Practices for Loading Racks**

If you own or operate . . .	Then you must . . .
1. A bulk gasoline terminal loading rack(s) with a gasoline throughput (total of all racks) of 250,000 gallons per day, or greater. Gallons per day is calculated by summing the current day's throughput, plus the throughput for the previous 364 days, and then dividing that sum by 365	(a) Equip your loading rack(s) with a vapor collection system designed to collect the TOC vapors displaced from cargo tanks during product loading; and (b) Reduce emissions of TOC to less than or equal to 80 mg/l of gasoline loaded into gasoline cargo tanks at the loading rack; and (c) Design and operate the vapor collection system to prevent any TOC vapors collected at one loading rack or lane from passing through another loading rack or lane to the atmosphere; and (d) Limit the loading of gasoline into gasoline cargo tanks that are vapor tight using the procedures specified in § 60.502(e) through (j) of this chapter. For the purposes of this section, the term "tank truck" as used in § 60.502(e) through (j) of this chapter means "cargo tank" as defined in § 63.11100.
2. A bulk gasoline terminal loading rack(s) with a gasoline throughput (total of all racks) of less than 250,000 gallons per day. Gallons per day is calculated by summing the current day's throughput, plus the throughput for the previous 364 days, and then dividing that sum by 365	(a) Use submerged filling with a submerged fill pipe that is no more than 6 inches from the bottom of the cargo tank; and (b) Make records available within 24 hours of a request by the Administrator to document your gasoline throughput.

[76 FR 4179, Jan. 24, 2011]

**Table 3 to Subpart BBBB of Part 63—Applicability of General Provisions**

Citation	Subject	Brief description	Applies to subpart BBBB
§ 63.1	Applicability	Initial applicability determination; applicability after standard established; permit requirements; extensions, notifications	Yes, specific requirements given in § 63.11081.

Citation	Subject	Brief description	Applies to subpart BBBBBB
§ 63.1(c)(2)	Title V permit	Requirements for obtaining a title V permit from the applicable permitting authority	Yes, § 63.11081(b) of subpart BBBBBB exempts identified area sources from the obligation to obtain title V operating permits.
§ 63.2	Definitions	Definitions for part 63 standards	Yes, additional definitions in § 63.11100.
§ 63.3	Units and Abbreviations	Units and abbreviations for part 63 standards	Yes.
§ 63.4	Prohibited Activities and Circumvention	Prohibited activities; circumvention, severability	Yes.
§ 63.5	Construction/Reconstruction	Applicability; applications; approvals	Yes.
§ 63.6(a)	Compliance with Standards/Operation & Maintenance Applicability	General Provisions apply unless compliance extension; General Provisions apply to area sources that become major	Yes.
§ 63.6(b)(1)-(4)	Compliance Dates for New and Reconstructed Sources	Standards apply at effective date; 3 years after effective date; upon startup; 10 years after construction or reconstruction commences for CAA section 112(f)	Yes.
§ 63.6(b)(5)	Notification	Must notify if commenced construction or reconstruction after proposal	Yes.
§ 63.6(b)(6)	[Reserved]		
§ 63.6(b)(7)	Compliance Dates for New and Reconstructed Area Sources that Become Major	Area sources that become major must comply with major source standards immediately upon becoming major, regardless of whether required to comply when they were an area source	No.
§ 63.6(c)(1)-(2)	Compliance Dates for Existing Sources	Comply according to date in this subpart, which must be no later than 3 years after effective date; for CAA section 112(f) standards, comply within 90 days of effective date unless compliance extension	No, § 63.11083 specifies the compliance dates.
§ 63.6(c)(3)-(4)	[Reserved]		
§ 63.6(c)(5)	Compliance Dates for Existing Area Sources that Become Major	Area sources that become major must comply with major source standards by date indicated in this subpart or by equivalent time period (e.g., 3 years)	No.
§ 63.6(d)	[Reserved]		
63.6(e)(1)(i)	General duty to minimize emissions	Operate to minimize emissions at all times; information Administrator will use to determine if operation and maintenance requirements were met	No. See § 63.11085 for general duty requirement.
63.6(e)(1)(ii)	Requirement to correct malfunctions as soon as possible	Owner or operator must correct malfunctions as soon as possible	No.
§ 63.6(e)(2)	[Reserved]		
§ 63.6(e)(3)	Startup, Shutdown, and Malfunction (SSM) plan	Requirement for SSM plan; content of SSM plan; actions during SSM	No.

Citation	Subject	Brief description	Applies to subpart BBBBBB
§ 63.6(f)(1)	Compliance Except During SSM	You must comply with emission standards at all times except during SSM	No.
§ 63.6(f)(2)-(3)	Methods for Determining Compliance	Compliance based on performance test, operation and maintenance plans, records, inspection	Yes.
§ 63.6(g)(1)-(3)	Alternative Standard	Procedures for getting an alternative standard	Yes.
§ 63.6(h)(1)	Compliance with Opacity/VE Standards	You must comply with opacity/VE standards at all times except during SSM	No.
§ 63.6(h)(2)(i)	Determining Compliance with Opacity/VE Standards	If standard does not State test method, use EPA Method 9 for opacity in appendix A of part 60 of this chapter and EPA Method 22 for VE in appendix A of part 60 of this chapter	No.
§ 63.6(h)(2)(ii)	[Reserved]		
§ 63.6(h)(2)(iii)	Using Previous Tests to Demonstrate Compliance with Opacity/VE Standards	Criteria for when previous opacity/VE testing can be used to show compliance with this subpart	No.
§ 63.6(h)(3)	[Reserved]		
§ 63.6(h)(4)	Notification of Opacity/VE Observation Date	Must notify Administrator of anticipated date of observation	No.
§ 63.6(h)(5)(i), (iii)-(v)	Conducting Opacity/VE Observations	Dates and schedule for conducting opacity/VE observations	No.
§ 63.6(h)(5)(ii)	Opacity Test Duration and Averaging Times	Must have at least 3 hours of observation with 30 6-minute averages	No.
§ 63.6(h)(6)	Records of Conditions During Opacity/VE Observations	Must keep records available and allow Administrator to inspect	No.
§ 63.6(h)(7)(i)	Report Continuous Opacity Monitoring System (COMS) Monitoring Data from Performance Test	Must submit COMS data with other performance test data	No.
§ 63.6(h)(7)(ii)	Using COMS Instead of EPA Method 9	Can submit COMS data instead of EPA Method 9 results even if rule requires EPA Method 9 in appendix A of part 60 of this chapter, but must notify Administrator before performance test	No.
§ 63.6(h)(7)(iii)	Averaging Time for COMS During Performance Test	To determine compliance, must reduce COMS data to 6-minute averages	No.
§ 63.6(h)(7)(iv)	COMS Requirements	Owner/operator must demonstrate that COMS performance evaluations are conducted according to § 63.8(e); COMS are properly maintained and operated according to § 63.8(c) and data quality as § 63.8(d)	No.

Citation	Subject	Brief description	Applies to subpart BBBBBB
§ 63.6(h)(7)(v)	Determining Compliance with Opacity/VE Standards	COMS is probable but not conclusive evidence of compliance with opacity standard, even if EPA Method 9 observation shows otherwise. Requirements for COMS to be probable evidence-proper maintenance, meeting Performance Specification 1 in appendix B of part 60 of this chapter, and data have not been altered	No.
§ 63.6(h)(8)	Determining Compliance with Opacity/VE Standards	Administrator will use all COMS, EPA Method 9 (in appendix A of part 60 of this chapter), and EPA Method 22 (in appendix A of part 60 of this chapter) results, as well as information about operation and maintenance to determine compliance	No.
§ 63.6(h)(9)	Adjusted Opacity Standard	Procedures for Administrator to adjust an opacity standard	No.
§ 63.6(i)(1)-(14)	Compliance Extension	Procedures and criteria for Administrator to grant compliance extension	Yes.
§ 63.6(j)	Presidential Compliance Exemption	President may exempt any source from requirement to comply with this subpart	Yes.
§ 63.7(a)(2)	Performance Test Dates	Dates for conducting initial performance testing; must conduct 180 days after compliance date	Yes.
§ 63.7(a)(3)	Section 114 Authority	Administrator may require a performance test under CAA section 114 at any time	Yes.
§ 63.7(b)(1)	Notification of Performance Test	Must notify Administrator 60 days before the test	Yes.
§ 63.7(b)(2)	Notification of Re-scheduling	If have to reschedule performance test, must notify Administrator of rescheduled date as soon as practicable and without delay	Yes.
§ 63.7(c)	Quality Assurance (QA)/Test Plan	Requirement to submit site-specific test plan 60 days before the test or on date Administrator agrees with; test plan approval procedures; performance audit requirements; internal and external QA procedures for testing	Yes.
§ 63.7(d)	Testing Facilities	Requirements for testing facilities	Yes.
63.7(e)(1)	Conditions for Conducting Performance Tests	Performance test must be conducted under representative conditions	No, § 63.11092(g) specifies conditions for conducting performance tests.
§ 63.7(e)(2)	Conditions for Conducting Performance Tests	Must conduct according to this subpart and EPA test methods unless Administrator approves alternative	Yes.
§ 63.7(e)(3)	Test Run Duration	Must have three test runs of at least 1 hour each; compliance is based on arithmetic mean of three runs; conditions when data from an additional test run can be used	Yes, except for testing conducted under § 63.11092(a).



Citation	Subject	Brief description	Applies to subpart BBBBBB
§ 63.7(f)	Alternative Test Method	Procedures by which Administrator can grant approval to use an intermediate or major change, or alternative to a test method	Yes.
§ 63.7(g)	Performance Test Data Analysis	Must include raw data in performance test report; must submit performance test data 60 days after end of test with the notification of compliance status; keep data for 5 years	Yes.
§ 63.7(h)	Waiver of Tests	Procedures for Administrator to waive performance test	Yes.
§ 63.8(a)(1)	Applicability of Monitoring Requirements	Subject to all monitoring requirements in standard	Yes.
§ 63.8(a)(2)	Performance Specifications	Performance specifications in appendix B of 40 CFR part 60 apply	Yes.
§ 63.8(a)(3)	[Reserved]		
§ 63.8(a)(4)	Monitoring of Flares	Monitoring requirements for flares in § 63.11 apply	Yes.
§ 63.8(b)(1)	Monitoring	Must conduct monitoring according to standard unless Administrator approves alternative	Yes.
§ 63.8(b)(2)-(3)	Multiple Effluents and Multiple Monitoring Systems	Specific requirements for installing monitoring systems; must install on each affected source or after combined with another affected source before it is released to the atmosphere provided the monitoring is sufficient to demonstrate compliance with the standard; if more than one monitoring system on an emission point, must report all monitoring system results, unless one monitoring system is a backup	Yes.
§ 63.8(c)(1)	Monitoring System Operation and Maintenance	Maintain monitoring system in a manner consistent with good air pollution control practices	Yes.
§ 63.8(c)(1)(i)	Operation and Maintenance of CMS	Must maintain and operate each CMS as specified in § 63.6(e)(1)	No.
§ 63.8(c)(1)(ii)	Operation and Maintenance of CMS	Must keep parts for routine repairs readily available	Yes.
§ 63.8(c)(1)(iii)	Operation and Maintenance of CMS	Requirement to develop SSM Plan for CMS	No.
§ 63.8(c) (2)-(8)	CMS Requirements	Must install to get representative emission or parameter measurements; must verify operational status before or at performance test	Yes.
§ 63.8(d)	CMS Quality Control	Requirements for CMS quality control, including calibration, etc.; must keep quality control plan on record for 5 years; keep old versions for 5 years after revisions	No.
§ 63.8(e)	CMS Performance Evaluation	Notification, performance evaluation test plan, reports	Yes.

Citation	Subject	Brief description	Applies to subpart BBBBBB
§ 63.8(f) (1)-(5)	Alternative Monitoring Method	Procedures for Administrator to approve alternative monitoring	Yes.
§ 63.8(f)(6)	Alternative to Relative Accuracy Test	Procedures for Administrator to approve alternative relative accuracy tests for CEMS	Yes.
§ 63.8(g)	Data Reduction	COMS 6-minute averages calculated over at least 36 evenly spaced data points; CEMS 1 hour averages computed over at least 4 equally spaced data points; data that cannot be used in average	Yes.
§ 63.9(a)	Notification Requirements	Applicability and State delegation	Yes.
§ 63.9(b) (1)-(2), (4)-(5)	Initial Notifications	Submit notification within 120 days after effective date; notification of intent to construct/reconstruct, notification of commencement of construction/reconstruction, notification of startup; contents of each	Yes.
§ 63.9(c)	Request for Compliance Extension	Can request if cannot comply by date or if installed best available control technology or lowest achievable emission rate	Yes.
§ 63.9(d)	Notification of Special Compliance Requirements for New Sources	For sources that commence construction between proposal and promulgation and want to comply 3 years after effective date	Yes.
§ 63.9(e)	Notification of Performance Test	Notify Administrator 60 days prior	Yes.
§ 63.9(f)	Notification of VE/Opacity Test	Notify Administrator 30 days prior	No.
§ 63.9(g)	Additional Notifications When Using CMS	Notification of performance evaluation; notification about use of COMS data; notification that exceeded criterion for relative accuracy alternative	Yes, however, there are no opacity standards.
§ 63.9(h)(1)-(6)	Notification of Compliance Status	Contents due 60 days after end of performance test or other compliance demonstration, except for opacity/VE, which are due 30 days after; when to submit to Federal vs. State authority	Yes, except as specified in § 63.11095(a)(4); also, there are no opacity standards.
§ 63.9(i)	Adjustment of Submittal Deadlines	Procedures for Administrator to approve change when notifications must be submitted	Yes.
§ 63.9(j)	Change in Previous Information	Must submit within 15 days after the change	Yes.
§ 63.10(a)	Record-keeping/Reporting	Applies to all, unless compliance extension; when to submit to Federal vs. State authority; procedures for owners of more than one source	Yes.
§ 63.10(b)(1)	Record-keeping/Reporting	General requirements; keep all records readily available; keep for 5 years	Yes.
§ 63.10(b)(2)(i)	Records related to SSM	Recordkeeping of occurrence and duration of startups and shutdowns	No.

Citation	Subject	Brief description	Applies to subpart BBBBBB
§ 63.10(b)(2)(ii)	Records related to SSM	Recordkeeping of malfunctions	No. See § 63.11094(g) for recordkeeping of (1) occurrence and duration and (2) actions taken during malfunction.
§ 63.10(b)(2)(iii)	Maintenance records	Recordkeeping of maintenance on air pollution control and monitoring equipment	Yes.
§ 63.10(b)(2)(iv)	Records Related to SSM	Actions taken to minimize emissions during SSM	No.
§ 63.10(b)(2)(v)	Records Related to SSM	Actions taken to minimize emissions during SSM	No.
§ 63.10(b)(2)(vi)-(xi)	CMS Records	Malfunctions, inoperative, out-of-control periods	Yes.
§ 63.10(b)(2)(xii)	Records	Records when under waiver	Yes.
§ 63.10(b)(2)(xiii)	Records	Records when using alternative to relative accuracy test	Yes.
§ 63.10(b)(2)(xiv)	Records	All documentation supporting initial notification and notification of compliance status	Yes.
§ 63.10(b)(3)	Records	Applicability determinations	Yes.
§ 63.10(c)	Records	Additional records for CMS	No.
§ 63.10(d)(1)	General Reporting Requirements	Requirement to report	Yes.
§ 63.10(d)(2)	Report of Performance Test Results	When to submit to Federal or State authority	Yes.
§ 63.10(d)(3)	Reporting Opacity or VE Observations	What to report and when	No.
§ 63.10(d)(4)	Progress Reports	Must submit progress reports on schedule if under compliance extension	Yes.
§ 63.10(d)(5)	SSM Reports	Contents and submission	No. See § 63.11095(d) for malfunction reporting requirements.
§ 63.10(e)(1)-(2)	Additional CMS Reports	Must report results for each CEMS on a unit; written copy of CMS performance evaluation; 2-3 copies of COMS performance evaluation	No.
§ 63.10(e)(3)(i)-(iii)	Reports	Schedule for reporting excess emissions	Yes, note that § 63.11095 specifies excess emission events for this subpart.

Citation	Subject	Brief description	Applies to subpart BBBBBB
§ 63.10(e)(3)(iv)-(v)	Excess Emissions Reports	Requirement to revert to quarterly submission if there is an excess emissions and parameter monitor exceedances (now defined as deviations); provision to request semiannual reporting after compliance for 1 year; submit report by 30th day following end of quarter or calendar half; if there has not been an exceedance or excess emissions (now defined as deviations), report contents in a statement that there have been no deviations; must submit report containing all of the information in §§ 63.8(c)(7)-(8) and 63.10(c)(5)-(13)	Yes, § 63.11095 specifies excess emission events for this subpart.
§ 63.10(e)(3)(vi)-(viii)	Excess Emissions Report and Summary Report	Requirements for reporting excess emissions for CMS; requires all of the information in §§ 63.8(c)(7)-(8) and 63.10(c)(5)-(13)	Yes.
§ 63.10(e)(4)	Reporting COMS Data	Must submit COMS data with performance test data	Yes.
§ 63.10(f)	Waiver for Recordkeeping/Reporting	Procedures for Administrator to waive	Yes.
§ 63.11(b)	Flares	Requirements for flares	Yes, the section references § 63.11(b).
§ 63.12	Delegation	State authority to enforce standards	Yes.
§ 63.13	Addresses	Addresses where reports, notifications, and requests are sent	Yes.
§ 63.14	Incorporations by Reference	Test methods incorporated by reference	Yes.
§ 63.15	Availability of Information	Public and confidential information	Yes.

[73 FR 1933, Jan. 10, 2008, as amended at 76 FR 4180, Jan. 24, 2011]

## Indiana Department of Environmental Management Office of Air Quality

### Addendum to the Technical Support Document (TSD) for a Part 70 Significant Permit Modification to

#### Source Description and Location

Source Name:	Buckeye Terminals - Hammond Terminal, LLC
Source Location:	2400 Michigan Street, Hammond, IN 46320
County:	Lake
SIC Code:	4226
Operation Permit No.:	T 089-28597-00239
Operation Permit Issuance Date:	July 01, 2010
Significant Source Modification No.:	089-33196-00239
Significant Permit Modification No.:	089-33218-00239
Permit Reviewer:	Ghassan Shalabi

#### Public Notice Information

On October 12, 2013, the Office of Air Quality (OAQ) had a notice published in The Post Tribune in Merrillville, Indiana and The Times in Munster, Indiana, Indiana, stating that Buckeye Terminals - Hammond Terminal, LLC had applied for a significant modification of its Part 70 Operating Permit issued on July 01, 2010. The notice also stated that OAQ proposed to issue a permit for this operation and provided information on how the public could review the proposed permit and other documentation. Finally, the notice informed interested parties that there was a period of thirty (30) days to provide comments on whether or not this permit should be issued as proposed.

#### Comments Received

OAQ received comments from Buckeye Terminals - Hammond Terminal, LLC relating to the installation of one (1) 550 gallon horizontal aboveground storage tank. The tank will be used as red-dye additive storage tank with throughput equals to 60,000 tons per year. The source provided calculations that showed negligible PTE VOC (0.0001 tons per year) and no HAPs emissions. Therefore, the red-dye additive storage tank is an insignificant activity as defined in 326 IAC 2-7-1(21)(K)(iii)(AA).

The IDEM does not amend the Technical Support Document (TSD). The TSD is maintained to document the original review. This addendum to the TSD is used to document comments, responses to comments and changes made from the time the permit was drafted until a final decision is made.

The OAQ has made the following revisions to the permit:

**Change 1:** Section A is changed as follows:

#### **A.4 Insignificant Activities [326 IAC 2-7-1(21)] 326 IAC 2-7-4(c)] [326 IAC 2-7-5(14)]**

**This stationary source also includes the following insignificant activities, as defined in 326 IAC 2-7-1(21):**

**One (1) 550 gallon horizontal above ground tank used to store red-dye additive, with a maximum throughput of 60,000 tons per year.**

**Change 2:** The table of contents is changed as follows:

### TABLE OF CONTENTS

#### A. SOURCE SUMMARY

- A.1 General Information [326 IAC 2-7-4(c)][326 IAC 2-7-5(15)][326 IAC 2-7-1(22)]
- A.2 Emission Units and Pollution Control Equipment Summary [326 IAC 2-7-4(c)(3)]  
[326 IAC 2-7-5(15)]
- A.3 Specifically Regulated Insignificant Activities [326 IAC 2-7-1(21)][326 IAC 2-7-4(c)]  
[326 IAC 2-7-5(15)]
- A.4 Insignificant Activities [326 IAC 2-7-1(21)] [326 IAC 2-7-4(c)] [326 IAC 2-7-5(14)]**
- A.45 Part 70 Permit Applicability [326 IAC 2-7-2]

<b>IDEM Contact</b>
---------------------

Questions regarding this proposed permit can be directed to Ghassan Shalabi at the Indiana Department Environmental Management, Office of Air Quality, MC 61-53, Room 1003, 100 North Senate Avenue, Indianapolis, Indiana 46204-2251 or by telephone at (317) 234-5378 or toll free at 1-800-451-6027 extension 4-5378.

**Indiana Department of Environmental Management  
Office of Air Quality**

**Technical Support Document (TSD) for a Part 70 Significant Source  
Modification and Significant Permit Modification**

**Source Description and Location**

Source Name:	Buckeye Terminals - Hammond Terminal, LLC
Source Location:	2400 Michigan Street, Hammond, IN 46320
County:	Lake
SIC Code:	4226
Operation Permit No.:	T 089-28597-00239
Operation Permit Issuance Date:	July 01, 2010
Significant Source Modification No.:	089-33196-00239
Significant Permit Modification No.:	089-33218-00239
Permit Reviewer:	Ghassan Shalabi

**Source Definition**

Buckeye Terminals operates many plants in the northwest Indiana. The "East" East Chicago Terminal (source ID 089-00326) and the "West" East Chicago Terminal (source ID 089-00320) are located on contiguous properties in East Chicago, Indiana and were previously determined to be part of the same major source. For this analysis they will be referred to as one plant, the East Chicago Terminal. The Hammond Terminal (source ID 089-00239) is located 2.8 miles from the East Chicago Terminal. The Hartsdale Station (source ID 089-00291) is located 9.5 miles from the East Chicago Terminal in Schererville, Indiana. In addition, Buckeye operates several pipeline pump stations and valve sites in Lake and Porter Counties. IDEM, OAQ has examined whether these plants are part of the same major source. Buckeye also operates pipeline pump stations and other plants in Illinois, but these plants are quite distant from the Indiana plants and do not present a major source issue.

The term "major source" is defined at 326 IAC 2-7-1(22). In order for two or more plants to be considered one major source, they must meet all three of the following criteria:

- (1) the plants must be under common ownership or common control;
- (2) the plants must have the same two-digit Standard Industrial Classification (SIC) Code or one must serve as a support facility for another; and,
- (3) the plants must be located on contiguous or adjacent properties.

The plants are all owned by Buckeye Terminals. Therefore, the plants are under common ownership and therefore common control, meeting the first part of the major source definition.

The SIC Code Manual of 1987 sets out how to determine the proper SIC Code for each type of business. More information about SIC Codes is available at [http://www.osha.gov/pls/imis/sic\\_manual.html](http://www.osha.gov/pls/imis/sic_manual.html) on the Internet. The SIC Code is determined by looking at the principal product or activity of each plant. The Hartsdale, Hammond and East Chicago plants have the two-digit SIC Code 42, with the the four-digit SIC Code 4226, which includes petroleum terminals. All the pipeline pump stations and valve site plants have the two-digit SIC Code 46, for the Major Group Pipelines, Except Natural Gas.

A plant is a support facility to another plant if it dedicates 50% or more of its output to the other plant. The Hartsdale, Hammond and East Chicago plants each send less than 12% of their total output to any one of the other two plants. Even though the Hartsdale, Hammond and East Chicago plants do not have a

support relationship, they all have the same two-digit SIC Code, meeting the second part of the major source definition.

The pump stations and valve sites function to maintain pressure in the pipeline system and to regulate the flow of pipeline contents. They do not have any actual production output. However, since all the pump stations and valve sites have the same two-digit SIC Codes, they all meet the second part of the major source definition.

The last part of the definition is whether the plants are on the same, contiguous or adjacent properties. None of the plants are located on the same or contiguous properties. Therefore IDEM must determine if the plants are located on adjacent properties.

The term "adjacent" is not defined in Indiana's rules. IDEM's Nonrule Policy Document Air-005 adds the following guidance:

- properties that actually abut at any point would satisfy the requirement of contiguous or adjacent property.
- properties that are separated by a public road or public property would satisfy this requirement, absent special circumstances.
- other scenarios would be examined on an individual basis with the focus on the distance between the activities and the relationship between the activities.

The U.S. EPA has a similar view on how to interpret the term "adjacent" when defining a source. Two U.S. EPA letters; the May 21, 1988 letter from U.S. EPA Region 8 to the Utah Division of Air Quality, and the U.S. EPA Region 5 letter dated October 18, 2010 to Scott Huber at Summit Petroleum Corporation, discuss the term "adjacent" as it is used in making major source determinations. These letters are not binding on IDEM but they are persuasive for two reasons. The letters follow the guidance in NPD Air-005 that IDEM will examine both the distance between the sources and their relationship and, secondly, they illustrate a longstanding U.S. EPA analysis used to determine if two sources are "adjacent" going back to the preamble to the 1980 NSR program definition of "major source". U.S. EPA's consistent approach is that any evaluation of what is "adjacent" must relate to the guiding principal of a common sense notion of "source".

All IDEM evaluations of adjacency are done on a case-by-case basis looking at the specific factors for the plants involved. In addition to determining the distance between the plant properties, IDEM asks:

- (1) Are materials routinely transferred between the plants?
- (2) Do managers or other workers frequently shuttle back and forth to be involved actively in the plants?
- (3) Is the production process itself split in any way between the plants?

These questions focus on whether the separate sources are so interrelated that they are functioning as one plant, and whether the distance between them is small enough that it enables them to operate as one plant. U.S. EPA Assistant Administrator Gina McCarty issued a memorandum on September 22, 2009 that confirmed U.S. EPA's view that each source determination must be done on a case-by-case basis and stated that after that analysis is completed it may be that physical proximity serves as an overwhelming factor in determining if the plants are adjacent.

The Hartsdale, Hammond and East Chicago plants are located on properties that are 2.8 or more miles apart. Materials are transferred between the plants but not frequently. Less than 12% of any one plant's output goes to either of the other two plants. There is no production process going on at any plant, since their principal function is storage and transportation. Each plant has its own dedicated staff, though plant managers may be shared between plants. None of the plants is physically close to the other two plants. Considering all of these factors, IDEM, OAQ finds that the Hartsdale, Hammond and East Chicago plants are not located on adjacent properties. They do not meet the third part of the major source definition.

The pipeline pump stations and valve site plants are located on properties that are seven hundred feet or more apart. Materials are transferred from one site to another but there is no production process, as the pump stations and valve sites function to maintain pressure in the pipeline system and to regulate the



flow of pipeline contents. These plants may share some staff but are mostly unstaffed plants where staff may be present periodically for maintenance or other duties. None of these plants are physically very close to each other. Considering all these factors, IDEM, OAQ finds that the pipeline pump stations and valve sites are not located on adjacent properties. They do not meet the third part of the major source definition.

None of these Buckeye plants meet all three elements of the major source definition Therefore, IDEM, OAQ finds that the Hartsdale Station, the Hammond Terminal, the East Chicago Terminal, the pipeline pump stations and the valve sites are not part of the same major source. This determination does not affect the previous determination that the "East" East Chicago Terminal (source ID 089-00326) and the "West" East Chicago Terminal (source ID 089-00320) are part of the same major source.

**Existing Approvals**

The source was issued Part 70 Operating Permit Renewal No. 089-28597-00239 on July 01, 2010. The source has since received the following approvals:

- (a) Significant Source Modification No. 089-30229-00239, issued on June 14, 2011;
- (b) Significant Permit Modification No. 089-30230-00239, issued on July 01, 2011;
- and
- (c) Review Request No. 089-33196-00239, issued on January 04, 2013.

**County Attainment Status**

The source is located in Lake County.

Pollutant	Designation
SO <sub>2</sub>	Better than national standards.
CO	Attainment effective February 18, 2000, for the part of the city of East Chicago bounded by Columbus Drive on the north; the Indiana Harbor Canal on the west; 148 <sup>th</sup> Street, if extended, on the south; and Euclid Avenue on the east. Unclassifiable or attainment effective November 15, 1990, for the remainder of East Chicago and Lake County.
O <sub>3</sub>	On June 11, 2012, the U.S. EPA designated Lake County nonattainment, for the 8-hour ozone standard.
PM <sub>10</sub>	Attainment effective March 11, 2003, for the cities of East Chicago, Hammond, Whiting, and Gary. Unclassifiable effective November 15, 1990, for the remainder of Lake County.
NO <sub>2</sub>	Cannot be classified or better than national standards.
Pb	Not designated.
<sup>1</sup> The U. S. EPA has acknowledged in both the proposed and final rulemaking for this redesignation that the anti-backsliding provisions for the 1-hour ozone standard no longer apply as a result of the redesignation under the 8-hour ozone standard. Therefore, permits in Lake County are no longer subject to review pursuant to Emission Offset, 326 IAC 2-3. Unclassifiable or attainment effective February 6, 2012, for PM2.5.	

- (a) **Ozone Standards**  
 U.S. EPA, in the Federal Register Notice 77 FR 112 dated June 11, 2012, has designated Lake County as nonattainment for ozone. On August 1, 2012 the air pollution control board issued an emergency rule adopting the U.S. EPA's designation. This rule became effective, August 9, 2012. IDEM, does not agree with U.S. EPA's designation of nonattainment. IDEM filed a suit against US EPA in the US Court of Appeals for the DC Circuit on July 19, 2012. However, in order to ensure that sources are not potentially liable for a violation of the Clean Air Act, the OAQ is following the U.S. EPA's designation. Volatile organic compounds (VOC) and Nitrogen Oxides (NO<sub>x</sub>) are regulated under the Clean Air Act (CAA) for the purposes of attaining and maintaining the

National Ambient Air Quality Standards (NAAQS) for ozone. Therefore, VOC and NO<sub>x</sub> emissions are considered when evaluating the rule applicability relating to ozone. Therefore, VOC and NO<sub>x</sub> emissions were evaluated pursuant to the requirements of Emission Offset, 326 IAC 2-3. See the State Rule Applicability – Entire Source section.

- (b) **PM<sub>2.5</sub>**  
 Lake County has been classified as attainment for PM<sub>2.5</sub>. On May 8, 2008 U.S. EPA promulgated the requirements for Prevention of Significant Deterioration (PSD) for PM<sub>2.5</sub> emissions. These rules became effective on July 15, 2008. On May 4, 2011 the air pollution control board issued an emergency rule establishing the direct PM<sub>2.5</sub> significant level at ten (10) tons per year. This rule became effective, June 28, 2011. Therefore, direct PM<sub>2.5</sub>, SO<sub>2</sub>, and NO<sub>x</sub> emissions were reviewed pursuant to the requirements for Prevention of Significant Deterioration (PSD), 326 IAC 2-2. See the State Rule Applicability – Entire Source section.
- (c) **Other Criteria Pollutants**  
 Lake County has been classified as attainment or unclassifiable in Indiana for all other pollutants. Therefore, these emissions were reviewed pursuant to the requirements for Prevention of Significant Deterioration (PSD), 326 IAC 2-2.

**Fugitive Emissions**

Since this source is classified as a petroleum storage and transfer facility with total storage capacity exceeding three hundred thousand (300,000) barrels, it is considered one of the twenty-eight (28) listed source categories, as specified in 326 IAC 2-2, 326 IAC 2-3, or 326 IAC 2-7. Therefore, fugitive emissions are counted toward the determination of PSD, Emission Offset, and Part 70 Permit applicability.

**Source Status**

The table below summarizes the potential to emit of the entire source, prior to the proposed modification, after consideration of all enforceable limits established in the effective permits:

<b>Pollutant</b>	<b>Emissions (tons/year)</b>
PM	< 100
PM10	< 100
PM2.5	< 100
SO <sub>2</sub>	< 100
VOC	> 100
CO	< 100
NO <sub>x</sub>	< 100

<b>HAPs</b>	<b>Potential To Emit (tons/year)</b>
Single HAP	Less than 10
Total HAPs	Less than 25

- (a) This existing source is a not major stationary source, under PSD (326 IAC 2-2), because no regulated pollutant, excluding GHGs, is emitted at a rate of 100 tons per year or more, and it is one of the twenty-eight (28) listed source categories, as specified in 326 IAC 2-2-1(ff)(1).
- (b) This existing source is a major stationary source, under Emission Offset (326 IAC 2-3) because VOC, a nonattainment regulated pollutant, is emitted at a rate of 100 tons per year or more.
- (c) These emissions are based upon Part 70 operating Permit No 089-28597-00239, issued on July 1, 2010.

This existing source is not a major source of HAPs, as defined in 40 CFR 63.41, because HAPs emissions are less than ten (10) tons per year for any single HAP and less than twenty-five (25) tons per year of a combination of HAPs. Therefore, this source is an area source under Section 112 of the Clean Air Act (CAA).

### Description of Proposed Modification

The Office of Air Quality (OAQ) has reviewed a modification application, submitted by Buckeye Terminals - Hammond Terminal, LLC on May 13, 2013, relating to adding crude oil and distillate rail loading capabilities to the terminal as follows:

- A new vapor combustion unit, (three VCU3) will be installed to control emissions from the rail loading system.
- The 24-spot railcar loading rack was approved in 2011 for construction for the loading of ethanol and a vapor combustion unit (VCU2). While VCU2 has been constructed, it has never been operated nor has the 24-spot railcar loading rack.

The 24-spot railcar loading rack will be modified as follows:

- A vac assist will be installed on the rail loading system to eliminate fugitive emissions.
  - Six (6) new loading arms will be added to the 24-spot railcar loading rack.
  - The 24-spot railcar loading rack will handle petroleum products instead of denatured ethanol.
- The Tank Truck Loading Facility, identified as 041, was approved in 2011 for modification. The modification included additional racks with the capacity to load out denatured ethanol through six (6) new loading arms and a new vapor combustion unit, identified as VCU1. The denatured ethanol loading emissions are directed and controlled by VCU1. While the denatured ethanol loadout rack and VCU1 have been constructed, they have never been operated, i.e. denatured ethanol has not been loaded out through the new denatured ethanol rack, and VCU1 has never been operated. The source has stated that the denatured ethanol loadout rack is unable to be utilized to loadout another product.

The Tank Truck Loading Facility will be modified as follows:

- The ability to loadout denatured ethanol is no longer required at this time or in the foreseeable future. The source has requested the 2011 modification remain in the permit; however, a condition prohibiting the loadout of denatured ethanol and operation of VCU1 will be placed in the permit.
- Buckeye will be converting Tank D-2 and Tank D-3 to high RVP product storage (max RVP 15). No physical changes will be done to these tanks.
- Buckeye will be constructing new storage tank, identified as Tank D-4.
- Buckeye will be converting existing internal floating roofs (IFRs) in Tanks D-1, D-08F, D-50, and D-55 to an Allentech "HC" aluminum full-contact internal floating roof.

The following is a list of the proposed and modified emission units and pollution control device(s):

- (a) Storage Tank No. D-1, approved in 2013 for modification, has an Allentech "HC" aluminum full-contact internal floating roof. The tank has a maximum capacity of 7,560,000 gallons. The tank was constructed in 1995. [40 CFR 60 Subpart Kb] [40 CFR 63, Subpart BBBBBB].
- (b) Storage Tank No. D-2 permitted to store gasoline, has an internal floating roof with a liquid mounted primary mechanical shoe seal and a secondary seal. The tank has a

maximum capacity of 10,500,000 gallons. The tank was constructed in 2011. [40 CFR 60, Subpart Kb] [40 CFR 63, Subpart BBBBBB].

- (c) Storage Tank No. D-3 permitted to store petroleum products, has an internal floating roof with a liquid mounted primary mechanical seal and a secondary seal. The tank has a maximum capacity of 10,500,000 gallons. The tank was constructed 2011. [40 CFR 60, Subpart Kb].
- (d) Storage Tank No. D-4, approved in 2013 for construction, has an Allentech roof (HC aluminum full-contact internal floating roof) with a double wiper seal. The tank has a maximum capacity of 4,200,000 gallons. [40 CFR 60 Subpart Kb] [40 CFR 63, Subpart BBBBBB].
- (e) One (1) Tank Truck Loading Facility, identified as 041, constructed in 1926, with four (4) loading racks with a maximum combined throughput of 60,000 gallons per hour, where liquid fuels are bottom-loaded into tank trucks. The truck loading rack was modified in 2011 to four lane loading rack and the addition of 6 (six) denatured ethanol loading arms. Denatured ethanol loading is directed to vapor combustion unit one (VCU1), approved for construction in 2011. The capacity of the truck rack is 90,000 gallons per hour of denatured ethanol and 60,000 gallons per hour of jet/diesel product. The truck rack has six (6) denatured ethanol loading arms, eight (8) diesel loading arms and one (1) jet loading arm.
- (e) A 24-spot railcar loading rack, constructed in 2011, and approved in 2013 for modification, designed to load/offload petroleum product in up to six (6) railcars at a time through an available twelve (12) loading arms. The railcars are 30,000 gallons per car with a total rack capacity of 180,000 gallons per hour. The loading racks emissions will be controlled by two (2) vapor combustion units, identified as two VCU2 and three VCU3, with a natural gas-fuel pilot flame rated at 0.045 MMBtu/hr, as well as a vac assist for crude oil loading.
- (f) Storage Tank No. D-08F, approved in 2013 for modification, has an Allentech "HC" aluminum full-contact internal floating roof. The tank has a maximum capacity of 3,360,000 gallons. The tank was constructed in 1927. [40 CFR 63, Subpart BBBBBB]
- (g) Storage Tank No. D-50, approved in 2013 for modification, has an Allentech "HC" aluminum full-contact internal floating roof. The tank has a maximum capacity of 3,360,000 gallons. The tank was constructed in 1928. [40 CFR 63, Subpart BBBBBB]
- (h) Storage Tank No. D-55, approved in 2013 for modification, Allentech "HC" aluminum full-contact internal floating roof. The tank has a maximum capacity of 840,000 gallons. The tank was constructed in 1927. [40 CFR 63, Subpart BBBBBB]

**Enforcement Issues**

There are no pending enforcement actions.

**Stack Summary**

Stack ID	Operation	Height (ft)	Diameter (ft)	Flow Rate (acfm)	Temperature (°F)
VCU3	Crude oil rail loading	40.00	8.00	1000.00	1500.0

**Emission Calculations**

See Appendix A of this Technical Support Document for detailed emission calculations.

**Permit Level Determination – Part 70**

Pursuant to 326 IAC 2-1.1-1(16), Potential to Emit is defined as “the maximum capacity of a stationary source or emission unit to emit any air pollutant under its physical and operational design. Any physical or operational limitation on the capacity of a source to emit an air pollutant, including air pollution control equipment and restrictions on hours of operation or type or amount of material combusted, stored, or processed shall be treated as part of its design if the limitation is enforceable by the U. S. EPA, IDEM, or the appropriate local air pollution control agency.”

The following tables are used to determine the appropriate permit level under 326 IAC 2-7-10.5. This table reflects the PTE before controls. Control equipment is not considered federally enforceable until it has been required in a federally enforceable permit.

<b>Increase in PTE Before Controls of the Modification (New Emission Units - VCU3* and Tank D-4, )</b>	
<b>Pollutant</b>	<b>Potential To Emit (ton/yr)</b>
PM	2.84
PM <sub>10</sub>	2.84
PM <sub>2.5</sub>	2.84
SO <sub>2</sub>	17.61
VOC	27.77
CO	2.80
NO <sub>x</sub>	30.85
Single HAPs	<10
Total HAPs	2.74

\* VCU3 emission include combustion of captured railcar vapors and emissions from VCU2.

<b>PTE Change of the Modified Processes (Tanks D-2 and D-3)**</b>			
<b>Pollutant</b>	<b>PTE Before Modification (ton/yr)</b>	<b>PTE After Modification (ton/yr)</b>	<b>Increase from Modification (ton/yr)</b>
PM	0.00	0.00	0.00
PM <sub>10</sub>	0.00	0.00	0.00
PM <sub>2.5</sub>	0.00	0.00	0.00
SO <sub>2</sub>	0.00	0.00	0.00
VOC	9.30	23.66	14.36
CO	0.00	0.00	0.00
NO <sub>x</sub>	0.00	0.00	0.00
HAPs	--*	1.78	1.78

\*To be conservative, HAPs PTE before modification for the modified units was assumed to be zero.

\*\* The PTE change for all other modified units was less than zero (0).

<b>Total PTE Increase due to the Modification</b>			
<b>Pollutant</b>	<b>PTE New Emission Units (ton/yr)</b>	<b>Net Increase to PTE of Modified Emission Units (ton/yr)</b>	<b>Total PTE for New and Modified Units (ton/yr)</b>
PM	2.84	0.00	2.84
PM <sub>10</sub>	2.84	0.00	2.84
PM <sub>2.5</sub>	2.84	0.00	2.74
SO <sub>2</sub>	17.61	0.00	17.61
VOC	27.77	23.66	51.43
CO	2.80	0.00	2.80
NO <sub>x</sub>	30.85	0.00	30.85
HAPs	2.74	1.78	4.52

This source modification is subject to 326 IAC 2-7-10.5(f)(4) because the potential to emit of VOC and NO<sub>x</sub> are greater than twenty-five (25) tons per year each. Additionally, the modification will be incorporated into the Part 70 Operating Permit through a significant permit modification issued pursuant to 326 IAC 2-7-12(d) because the modification involves a case-by-case determination of an emission limit.

**Permit Level Determination – PSD, Emission Offset, and/or Nonattainment NSR**

Process / Emission Unit	Emissions Increase (ton/yr)							
	PM	PM <sub>10</sub>	PM <sub>2.5</sub> *	SO <sub>2</sub>	VOC	CO	NO <sub>x</sub>	GHGs
<b>Project 2013 Increases</b>								
Tank D-4	0.00	0.00	0.00	0.00	6.77	0.00	0.00	0.00
Rail Loading Station (Oil)	0.00	0.00	0.00	0.00	20.83	0.00	0.00	0.00
Rail Loading Station (Distillate)	0.00	0.00	0.00	0.00	0.17	0.00	0.00	0.00
VCU2 and VCU3	2.84	2.84	2.84	17.61	0.00	2.80	30.85	13,6843
Tank D-2	0.00	0.00	0.00	0.00	11.83	0.00	0.00	0.00
Tanks D-3	0.00	0.00	0.00	0.00	11.83	0.00	0.00	0.00
<b>Total PTE of new units</b>	<b>2.84</b>	<b>2.84</b>	<b>2.84</b>	<b>17.61</b>	<b>51.43</b>	<b>2.80</b>	<b>30.85</b>	<b>13,6843</b>
<b>Fugitive</b>								
Baseline Emissions	0.00	0.00	0.00	0.00	0.53	0.00	0.00	0.00
Projected Actual Emissions	0.00	0.00	0.00	0.00	1.53	0.00	0.00	0.00
<b>Fugitive ATPA</b>	<b>0.00</b>	<b>0.00</b>	<b>0.00</b>	<b>0.00</b>	<b>1.00</b>	<b>0.00</b>	<b>0.00</b>	<b>0.00</b>
<b>Total Emissions Increase for 2013 Project</b>	<b>2.84</b>	<b>2.84</b>	<b>2.84</b>	<b>17.61</b>	<b>52.43</b>	<b>2.80</b>	<b>30.85</b>	<b>136,843</b>
<b>Contemporaneous Emission Decreases</b>								
<b>Tank D-1</b>								
Baseline Emissions	0.00	0.00	0.00	0.00	11.80	0.00	0.00	0.00
Projected Actual Emissions	0.00	0.00	0.00	0.00	9.16	0.00	0.00	0.00
<b>Tank D-1 Creditable Decreases</b>	<b>0.00</b>	<b>0.00</b>	<b>0.00</b>	<b>0.00</b>	<b>-2.64</b>	<b>0.00</b>	<b>0.00</b>	<b>0.00</b>
<b>Tank D-8F</b>								
Baseline Emissions	0.00	0.00	0.00	0.00	9.52	0.00	0.00	0.00
Projected Actual Emissions	0.00	0.00	0.00	0.00	6.07	0.00	0.00	0.00
<b>Tank D-8F Creditable Decreases</b>	<b>0.00</b>	<b>0.00</b>	<b>0.00</b>	<b>0.00</b>	<b>-3.45</b>	<b>0.00</b>	<b>0.00</b>	<b>0.00</b>
<b>Tank D-50</b>								
Baseline Emissions	0.00	0.00	0.00	0.00	8.65	0.00	0.00	0.00
Projected Actual Emissions	0.00	0.00	0.00	0.00	6.21	0.00	0.00	0.00
<b>Tank D-50 Creditable Decreases</b>	<b>0.00</b>	<b>0.00</b>	<b>0.00</b>	<b>0.00</b>	<b>-2.44</b>	<b>0.00</b>	<b>0.00</b>	<b>0.00</b>
<b>Tank D-55</b>								
Baseline Emissions	0.00	0.00	0.00	0.00	4.86	0.00	0.00	0.00
Projected Actual Emissions	0.00	0.00	0.00	0.00	4.06	0.00	0.00	0.00
<b>Tank D-55 Creditable Decreases</b>	<b>0.00</b>	<b>0.00</b>	<b>0.00</b>	<b>0.00</b>	<b>-0.80</b>	<b>0.00</b>	<b>0.00</b>	<b>0.00</b>
<b>Total Contemporaneous Decreases</b>	<b>0.00</b>	<b>0.00</b>	<b>0.00</b>	<b>0.00</b>	<b>-9.33</b>	<b>0.00</b>	<b>0.00</b>	<b>0.00</b>
Registered Credits	0.00	0.00	0.00	0.00	4.80	0.00	0.00	0.00
<b>Total Decreases and Credits</b>	<b>0.00</b>	<b>0.00</b>	<b>0.00</b>	<b>0.00</b>	<b>14.13</b>	<b>0.00</b>	<b>0.00</b>	<b>0.00</b>
<b>Total Net Emissions Increase for Modification</b>	<b>2.84</b>	<b>2.84</b>	<b>2.84</b>	<b>17.61</b>	<b>38.30</b>	<b>2.80</b>	<b>30.85</b>	<b>136,843</b>
PSD Major Source Thresholds (1 of 28)	100	100	100	100	n/a	100	100	100,000 CO <sub>2e</sub>
Significant Level	n/a	n/a	n/a	n/a	40	n/a	40	n/a

\*PM<sub>2.5</sub> listed is direct PM<sub>2.5</sub>.

This modification to an existing major stationary source is not major because the emissions increase is less than the PSD significant levels. Therefore, pursuant to 326 IAC 2-2, the PSD requirements do not apply.

This modification to an existing major stationary source is not major because the emissions increase is less than the Emission Offset significant levels. Therefore, pursuant to 326 IAC 2-3, the Emission Offset requirements do not apply.

Since this source is considered a major source under Emission Offset and the unrestricted potential to emit of this modification is greater than forty (40) tons of VOC per year, this source has elected to limit the potential to emit of this modification as follows:

- (a) The emissions of VOC from VCU2 and VCU3 combined when handling petroleum products shall not exceed 11.36 g/kgal of petroleum product loaded.
- (b) The annual throughput of petroleum product loaded at the 24- spot railcar loading rack shall be limited to less than 1,665,000,000 gallons per twelve (12) consecutive month period, with compliance determined at the end of each month.
- (c) The emissions of VOC from VCU2 and VCU3 combined when loading distillate fuel oil No. 2 shall not exceed 0.5 g/kgal of distillate fuel oil No. 2 loaded.
- (d) The annual throughput of distillate fuel oil No. 2 product loaded at the 24-spot railcar loading rack, shall be limited to less than 300,000,000 gallons per twelve (12) consecutive month period, with compliance determined at the end of each month.
- (e) The tank truck loading facility shall not load ethanol.
- (f) The six (6) arms for denatured ethanol loading, permitted in 2011, at the tank truck loading facility (041), shall not load any product.
- (g) The vapor combustion unit, identified as VCU1, permitted in 2011, shall not be operated.

Compliance with the above limits in conjunction with the potential to emit VOC from tanks D-4, D-2, and D-3, shall limit the net emissions increase of VOC emissions from the 2013 Petroleum Product modification to less than 40 tons per year and will render 326 IAC 2-3 (Emission Offset) not applicable to the 2013 Petroleum Products modification.

#### **Federal Rule Applicability Determination**

The following federal rules are applicable to the source due to this modification:

**NSPS:**

- (a) Tank D-1, Tank D-2, Tanks D-3, and Tank D-4 are subject to the New Source Performance Standards for Volatile Liquid Organic Storage Vessels (40 CFR 60), Subpart Kb, which is incorporated by reference as 326 IAC 12.

Tank D-1, Tank D-2, Tanks D-3, and Tank D-4 are subject to the following portions of Subpart Kb.

- (1) 40 CFR 60.112b
  - (2) 40 CFR 60.113b
  - (3) 40 CFR 60.115b
  - (4) 40 CFR 60.116b
- (b) The Tank Truck Loading Facility is not subject to the requirements of the New Source Performance Standard for Bulk Gasoline Terminals, 40 CFR 60, Subpart XX, because the source will not load gasoline into gasoline tank trucks.



- (c) There are no other New Source Performance Standards (NSPS)(40 CFR Part 60) included for this proposed modification.

**NESHAP:**

(d) This source is subject to 40 CFR Part 63, Subpart BBBBBB (*National Emission Standards for Hazardous Air Pollutants for Source Category: Gasoline Distribution Bulk Terminals, Bulk Plants, and Pipeline Facilities*) because it is an area source for HAPs. Tank EU-1610 and Tank EU-1611 are subject to the requirements of this rule. The compliance date for these facilities is January 10, 2011. The Permittee shall comply with the following provisions of 40 CFR Part 63, Subpart BBBBBB, which are incorporated by reference as 326 IAC 20:

- (1) 40 CFR 63.11081(a)
- (2) 40 CFR 63.11082(a)
- (3) 40 CFR 63.11085(a)
- (4) 40 CFR 63.11087
- (5) 40 CFR 63.11088
- (6) 40 CFR 63.11089
- (7) 40 CFR 63.11092(a)
- (8) 40 CFR 63.11093
- (9) 40 CFR 63.11094
- (10) 40 CFR 63.11095

The provisions of 40 CFR 63 Subpart A – General Provisions, which are incorporated as 326 IAC 20-1-1, apply to the facility described in this section except when otherwise specified in 40 CFR 63 Subpart BBBBBB.

- (e) There are no other National Emission Standards for Hazardous Air Pollutants (NESHAP)(40 CFR Part 63) included for this proposed modification.
- (f) Pursuant to 40 CFR 64.2, Compliance Assurance Monitoring (CAM) is applicable to new or modified emission units that involve a pollutant-specific emission unit and meet the following criteria:
- (1) has a potential to emit before controls equal to or greater than the Part 70 major source threshold for the pollutant involved;
  - (2) is subject to an emission limitation or standard for that pollutant; and
  - (3) uses a control device, as defined in 40 CFR 64.1, to comply with that emission limitation or standard.

The following table is used to identify the applicability of each of the criteria, under 40 CFR 64.1, to each new or modified emission unit involved:

<b>CAM Applicability Analysis</b>							
<b>Emission Unit</b>	<b>Control Device Used</b>	<b>Emission Limitation (Y/N)</b>	<b>Uncontrolled PTE (ton/yr)</b>	<b>Controlled PTE (ton/yr)</b>	<b>Part 70 Major Source Threshold (ton/yr)</b>	<b>CAM Applicable (Y/N)</b>	<b>Large Unit (Y/N)</b>
24-spot railcar loading rack (041)	VCU2 and VCU3	Y	3365.77	20.99	100	Y	N

Based on this evaluation, the requirements of 40 CFR Part 64, CAM are applicable to the 24-spot railcar loading rack for VOC upon issuance of the Title V Renewal. A CAM plan must be submitted as part of the Renewal application.

### State Rule Applicability Determination

The following state rules are applicable to the source due to the modification:

#### **326 IAC 2-2 and 2-3 (PSD and Emission Offset)**

PSD and Emission Offset applicability is discussed under the Permit Level Determination – PSD and Emission Offset section.

#### **326 IAC 2-4.1 (Major Sources of Hazardous Air Pollutants (HAP))**

The operation of the rail loading rack, the new VCU, tanks, identified as D-2, D-3, D-1, D-8F, D-50, D-55 will emit less than ten (10) tons per year for a single HAP and less than twenty-five (25) tons per year for a combination of HAPs. Therefore, 326 IAC 2-4.1 does not apply.

#### **326 IAC 8-1-6 (New facilities; general reduction requirements)**

The requirements of 326 IAC 8-1-6 apply to facilities that were constructed after January 1, 1980, have potential VOC emissions equal to or greater than twenty-five (25) tons per year, and are not otherwise regulated by other provision of article 8, 326 IAC 20-48, or 326 IAC 20-56. The potential emissions of VOC from the railcar loading rack and the tank truck loading rack is greater than twenty-five (25) tons per year, each. However, the tank truck loading rack was constructed in 1926. Therefore, the requirements of 326 IAC 8-1-6 (New facilities; general reduction requirements) are not applicable to the tank truck loading rack.

A 24-spot railcar loading rack, constructed in 2011 and has potential VOC emissions greater than 25 tons per year. Therefore, the 24-spot railcar loading rack is subject to 326 IAC 8-1-6 and the Permittee is required to control VOC emissions with the Best Available Control Technologies (BACT). According to the BACT analysis in Appendix B, the BACT for this process has been determined to be the following:

- (a) The VOC emissions from the 24-spot railcar loading rack shall be controlled by a VCU2 and VCU3.
- (b) A vac assist for fugitive emission control shall be in operation when loading crude oil products.
- (c) The control efficiency for the VCU shall be greater or equal to 99.4% and VOC emissions limited to 3mg/L of crude oil loaded.
- (c) VCU2 and VCU3 shall control the VOC emissions from the 24-spot railcar loading rack at all the times when the 24-spot railcar loading rack is in operation.

Tank D-1, Tank D-2, Tanks D-3, Tank D-4, Tank D-8F, Tank D-50, and Tank D-55, are subject to the requirements of 326 IAC 8-4-3 (Petroleum Liquid Storage Facilities). Therefore, the requirements of 326 IAC 8-1-6 (New facilities; general reduction requirements) are not applicable.

#### **326 IAC 8-4-3 (Petroleum Liquid Storage Facilities)**

Tank D-4 and the six (6) modified storage tanks, identified as Tank D-1, Tank D-2, Tanks D-3, Tank D-08F, Tank D-50, and Tank D-55, have capacities of greater than 39,000 gallons and store volatile organic compounds with true vapor pressures in excess of 1.52 psia. Therefore, pursuant to 326 IAC 8-4-3(a), the requirements of 326 IAC 8-4-3 (Petroleum Liquid Storage Facilities) are applicable to these storage tanks.

#### **326 IAC 8-4-4 (Bulk Gasoline Terminals)**

326 IAC 1-2-8 defines the Bulk Gasoline Terminal as a gasoline storage facility which receives gasoline from refineries primarily by pipeline, ship, barge or rail, and delivers gasoline to bulk

gasoline plants or to commercial or retail accounts primarily by transport. This source is a pipeline breakout station where gasoline goes to and leaves the station by pipeline. The source does not load or transport gasoline. Therefore, the truck loading rack and the railcar loading rack are not subject to this rule.

**326 IAC 8-4-5 (Petroleum Sources - Bulk Gasoline Plants)**

326 IAC 1-2-7 defines the Bulk Gasoline Plant as a gasoline storage and distribution facility which receives gasoline from bulk terminals by transport, stores it in tanks, and subsequently dispenses it via account trucks to local farms, businesses, and service stations. 326 IAC 8-4-5 (Petroleum Sources - Bulk Gasoline Plants) does not apply to this source even though it is located in Lake County which is listed in the applicability of this rule because this source is not a bulk gasoline plant.

**326 IAC 8-4-6 (Gasoline Dispensing Facilities)**

326 IAC 8-4-6(a)(8) defines the a Gasoline Dispensing Facilities as any facility where gasoline is dispensed into motor vehicle fuel tanks or portable containers. This source is a pipeline breakout station where gasoline goes to and leaves the station by pipeline. Therefore, the requirements of 326 IAC 8-4-6 do not apply to the railcar loading rack, the truck loading rack, or Tanks D-1, D-2, D-3, D-4, D-08F, D-50 and D-55.

**326 IAC 8-4-7 (Petroleum Sources - Gasoline Transports)**

326 IAC 1-2-84 defines the Transport as a tractor semi-trailer capable of hauling a maximum load permissible by law of liquid petroleum products with various sized compartment and typically a total capacity of approximately eight thousand (8,000) gallons. This source is a pipeline breakout station where gasoline goes to and leaves the station by pipeline. Therefore, the source is not subject to this rule.

**326 IAC 8-4-9 (Leaks from transports and vapor collection systems, records)**

This rule applies to all vapor balance systems and vapor control systems at sources subject to 326 IAC 8-4-4, 326 IAC 8-4-5, 326 IAC 8-4-6, and to all gasoline transports subject to 326 IAC 8-4-7. The source is not subject to any of the mentioned state rules. Therefore, the source is not subject to 326 IAC 8-4-9.

**326 IAC 8-7 (Specific VOC Reduction Requirements for Lake, Porter, Clark, and Floyd Counties)**

This rule applies to stationary sources located in Lake, Porter, Clark, or Floyd County that emit or have the potential to emit volatile organic compounds (VOCs) at levels equal to or greater than twenty-five (25) tons per year (tpy) in Lake County.

In accordance with 326 IAC 8-7-2(a)(3)(C) and (Q), volatile organic liquid storage facilities, are not "affected facilities" and should not be considered in determining the applicability to this rule, therefore, the volatile organic liquid storage facilities at this source is not subject to the requirements of this rule.

**326 IAC 8-9 (Volatile Organic Liquid Storage Vessels)**

Pursuant to 326 IAC 8-9-2(2)(8), this rule does not apply to tank D-4, which is subject to 40 CFR 60, Subpart Kb, even though the tank is located in Lake County which is listed in the applicability of this rule because 326 IAC 8-9-2 exempts tanks that are subject to 40 CFR 60, Subpart Kb.

**Compliance Determination and Monitoring Requirements**

Permits issued under 326 IAC 2-7 are required to ensure that sources can demonstrate compliance with all applicable state and federal rules on a continuous basis. All state and federal rules contain compliance provisions; however, these provisions do not always fulfill the requirement for a continuous demonstration. When this occurs, IDEM, OAQ, in conjunction with the source, must develop specific conditions to satisfy 326 IAC 2-7-5. As a result, Compliance Determination Requirements are included in the permit. The Compliance Determination

Requirements in Section D of the permit are those conditions that are found directly within state and federal rules and the violation of which serves as grounds for enforcement action.

If the Compliance Determination Requirements are not sufficient to demonstrate continuous compliance, they will be supplemented with Compliance Monitoring Requirements, also in Section D of the permit. Unlike Compliance Determination Requirements, failure to meet Compliance Monitoring conditions would serve as a trigger for corrective actions and not grounds for enforcement action. However, a violation in relation to a compliance monitoring condition will arise through a source's failure to take the appropriate corrective actions within a specific time period.

The Compliance Determination Requirements applicable to this modification are as follows:

Emission Unit	Control Device	When to Test	Pollutant/Parameter	Frequency of Testing	Limit or Requirement
Railcar loading rack	Vapor Combustion Unit three (VCU3)	180 days after start up of VCU3	VCU3 control efficiency and the temperature of VCU3 when operating	Every five years.	99.4%

The compliance monitoring requirements applicable to Vapor Recovery Unit are as follows:

Control	Parameter	Frequency	Value	Excursions and Exceedances	Limit or Requirement
Vapor Combustion Unit Three (VCU3)	Temperature	Continuous and 3 hour average	1200°F	Response Steps	326 IAC 8-1-6

These monitoring conditions are necessary because vapor combustion unit VCU3 must operate properly to ensure compliance with 326 IAC 8-1-6 (BACT) and 326 IAC 2-2 (PSD) minor limits.

<b>Proposed Changes</b>
-------------------------

The changes listed below have been made to Part 70 Operating Permit No. 089-28597-00239. Deleted language appears as ~~strike throughs~~ and new language appears in **bold**:

**Change 1: Section A**

Section A has been revised to incorporate the following modifications:

- The removal of Ethanol capabilities;
- Updates to 40 CFR 60 and/or 63 applicabilities;
- Changes to existing emission units;
- Addition of new units.

Section A has been revised as follows:

A.2 Emission Units and Pollution Control Equipment Summary [326 IAC 2-7-4(c)(3)]  
 [326 IAC 2-7-5(15)]

This stationary source consists of the following emission units and pollution control devices:

- (a) ~~One (1) Tank Truck Loading Facility, identified as 041, constructed in 1926, where liquid fuels are bottom-loaded into tank trucks. The truck loading rack will be modified in 2014 to a four lane loading rack. Denatured ethanol loading will be directed to vapor combustion unit one (VCU1). The new capacity of the truck rack will be 90,000 gallons~~

~~per hour of denatured ethanol and 30,000 gallons per hour of jet/diesel product. The truck rack will have six (6) denatured ethanol loading arms, eight (8) diesel loading arms and one (1) jet loading arm.~~

~~(b) A 24-spot railcar loading rack, constructed in 2011, designed to load/offload denatured ethanol in up to six (6) railcars at a time through six (6) loading arms. The railcars are 30,000 gallons per car with a total rack capacity of 180,000 gallons per hour. The loading racks emissions will be controlled by vapor combustion unit two (VCU2).~~

**(a) One (1) Tank Truck Loading Facility, identified as 041, constructed in 1926, with four (4) loading racks with a maximum combined throughput of 60,000 gallons per hour, where liquid fuels are bottom-loaded into tank trucks. The truck loading rack was modified in 2011 to four lane loading rack and the addition of 6 (six) denatured ethanol loading arms. Denatured ethanol loading is directed to vapor combustion unit one (VCU1), approved for construction in 2011. The capacity of the truck rack is 90,000 gallons per hour of denatured ethanol and 60,000 gallons per hour of jet/diesel product. The truck rack has six (6) denatured ethanol loading arms, eight (8) diesel loading arms and one (1) jet loading arm.**

**(b) A 24-spot railcar loading rack, constructed in 2011, and approved in 2013 for modification, designed to load/offload petroleum product in up to six (6) railcars at a time through an available twelve (12) loading arms. The railcars are 30,000 gallons per car with a total rack capacity of 180,000 gallons per hour. The loading racks emissions will be controlled by two (2) vapor combustion units, identified as two VCU2 and three VCU3, with a natural gas-fuel pilot flame rated at 0.045 MMBtu/hr, as well as a vac assist for crude oil loading.**

\*\*\*

**(d) Fifteen Fourteen (14) petroleum liquid storage tanks, identified as tank Nos.: D-1, D-2, D-3, D-4, D-08F, D-12S, D-50, D-55, D-72, D-73, D-80, D-83, D-85, D-91, and D-92. Tank specifications are as follows:**

- (1) Storage Tank No. D-1 has an internal floating roof with a double wiper seal. The tank has a maximum capacity of 7,560,000 gallons. The tank was constructed in 1995. [40 CFR 60 Subpart Kb] [40 CFR 63, Subpart BBBBBB]**
- (2) Storage Tank No. D-2 permitted to store gasoline, has an internal floating roof with a liquid mounted primary mechanical shoe seal and a secondary seal. The tank has a maximum capacity of 10,500,000 gallons. The tank will be constructed in 2011. [40 CFR 60, Subpart Kb] [40 CFR 63, Subpart BBBBBB]**
- (3) Storage Tank No. D-3 permitted to store petroleum products denatured ethanol, has an internal floating roof with a liquid mounted primary mechanical seal and a secondary seal. The tank has a maximum capacity of 10,500,000 gallons. The tank will be constructed in 2011. [40 CFR 60, Subpart Kb]**
- (4) Storage Tank No. D-4, approved in 2013 for construction, has an Allentech roof (HC aluminum full-contact internal floating roof) with a double wiper seal. The tank has a maximum capacity of 4,200,000 gallons. [40 CFR 60 Subpart Kb] [40 CFR 63, Subpart BBBBBB].**

\*\*\*

## **Change 2: Section D.1**

Section D.1 has been revised to incorporate the following modifications:

- Removal of the ethanol project;

- Requirements of 326 IAC 8-1-6;
- Correcting 326 IAC 2 applicability;
- Removal of 326 IAC 8-4-9 requirements; and
- Addition of new testing and record keeping requirements.

Section D.1 has been revised as follows:

## SECTION D.1 EMISSIONS UNIT OPERATION CONDITIONS

### Emissions Unit Description:

~~(a) One (1) Tank Truck Loading Facility, identified as 041, constructed in 1926, where liquid fuels are bottom-loaded into tank trucks. The truck loading rack will be modified in 2011 to a four lane loading rack. Denatured ethanol loading will be directed to vapor combustion unit one (VCU1). The new capacity of the truck rack will be 90,000 gallons per hour of denatured ethanol and 30,000 gallons per hour of jet/diesel product. The truck rack will have six (6) denatured ethanol loading arms, eight (8) diesel loading arms and one (1) jet loading arm.~~

~~(b) A 24-spot railcar loading rack, constructed in 2011, designed to load/offload denatured ethanol in up to six (6) railcars at a time through six (6) loading arms. The railcars are 30,000 gallons per car with a total rack capacity of 180,000 gallons per hour. The loading racks emissions will be controlled by vapor combustion unit two (VCU2).~~

**(a) One (1) Tank Truck Loading Facility, identified as 041, constructed in 1926, with four (4) loading racks with a maximum combined throughput of 60,000 gallons per hour, where liquid fuels are bottom-loaded into tank trucks. The truck loading rack was modified in 2011 to four lane loading rack and the addition of 6 (six) denatured ethanol loading arms. Denatured ethanol loading is directed to vapor combustion unit one (VCU1), approved for construction in 2011. The capacity of the truck rack is 90,000 gallons per hour of denatured ethanol and 60,000 gallons per hour of jet/diesel product. The truck rack has six (6) denatured ethanol loading arms, eight (8) diesel loading arms and one (1) jet loading arm.**

**(b) A 24-spot railcar loading rack, constructed in 2011, and approved in 2013 for modification, designed to load/offload petroleum product in up to six (6) railcars at a time through an available twelve (12) loading arms. The railcars are 30,000 gallons per car with a total rack capacity of 180,000 gallons per hour. The loading racks emissions will be controlled by two (2) vapor combustion units, identified as two VCU2 and three VCU3, with a natural gas-fuel pilot flame rated at 0.045 MMBtu/hr, as well as a vac assist for crude oil loading.**

(The information describing the process contained in this emissions unit description box is descriptive information and does not constitute enforceable conditions.)

### D.1.2 Prevention of Significant Deterioration (PSD) Emission Offset Minor Limits [326 IAC 2-23]

The Permittee shall comply with the following in order to limit the VOC emissions from the loading racks to less than 24.6 tons per year. In order to render the requirements of 326 IC 2-3 not applicable, the Permittee shall comply with the following:

- (a) The emissions of VOC **from VCU2 and VCU3 combined** when handling denatured ethanol **petroleum products** shall not exceed **11.36 g/kgal of petroleum product loaded** 9.5 mg/L with the use of vapor combustion unit one (VCU1) when the truck loading rack is in operation and vapor combustion unit two (VCU2) railcar loading rack is in operation.
- (b) The annual throughput of denatured ethanol delivered to the truck loading rack, identified as 041, shall be limited to less than 310,000,000 gallons per twelve (12) consecutive

~~month period, with compliance determined at the end of each month; and~~ **The annual throughput of petroleum product loaded at the 24-spot railcar loading rack shall be limited to less than 1,665,000,000 gallons per twelve (12) consecutive month period, with compliance determined at the end of each month.**

- (c) **The emissions of VOC from VCU2 and VCU3 combined when loading distillate fuel oil No. 2 shall not exceed 0.5 g/kgal of distillate fuel oil No. 2 loaded.**
- (ed) ~~The annual throughput of denatured ethanol delivered to the~~ **distillate fuel oil No. 2 product loaded at the 24-spot railcar loading rack, shall be limited to less than 340,500,000,000 gallons per twelve (12) consecutive month period, with compliance determined at the end of each month.**
- (e) **The tank truck loading facility shall not load ethanol.**
- (f) **The six (6) arms for denatured ethanol loading, permitted in 2011, at the tank truck loading facility (041), shall not load any product.**
- (g) **The vapor combustion unit, identified as VCU1, permitted in 2011, shall not be operated.**

~~Compliance with the above limits in combination with the potential to emit VOC from other emission units shall limit VOC emissions to less than 40 tons per year and will render 326 IAC 2-2 (PSD) not applicable to the 2011 modification.~~

**Compliance with the above limits in conjunction with the limit in Condition D.2.1 and the potential to emit VOC from tanks D-4, D-2, and D-3, shall limit the net emissions increase of VOC emissions from the 2013 Petroleum Product modification to less than 40 tons per year and will render 326 IAC 2-3 (Emission Offset) not applicable to the 2013 Petroleum Products modification.**

#### **D.1.3 VOC Emissions [326 IAC 8-1-6]**

**Pursuant to 326 IAC 8-1-6 (BACT), the Permittee shall control the VOC emissions from the 24-spot railcar loading rack (041) with a Best Available Control Technology (BACT), which has been determined to be the following:**

- (a) **The VOC emissions from the 24-spot railcar loading rack shall be controlled by a VCU2 and VCU3.**
- (b) **A vac assist for fugitive emission control shall be in operation when loading crude oil products.**
- (c) **The control efficiency for VCU3 shall be greater or equal to 99.4% and VOC emissions shall be limited to 3mg/L of crude oil loaded.**
- (d) **VCU2 and VCU3 shall control the VOC emissions from the 24-spot railcar loading rack at all the times when the 24-spot railcar loading rack is in operation.**

#### ~~D.1.3 Volatile Organic Compounds (VOC) [326 IAC 8-4-9]~~

~~Pursuant to 326 IAC 8-4-9 (Leaks from transports and vapor collection systems, records) the source will operate a vapor control system. The requirements are as follows:~~

- ~~(a) This section is applicable to the following:~~
  - ~~(1) All vapor balance systems and vapor control systems at sources subject to sections 4 through 6 of this rule.~~
  - ~~(2) All gasoline transports subject to section 7 of this rule.~~

- ~~(b) No person shall allow a gasoline transport that is subject to this rule and that has a capacity of two thousand (2,000) gallons or more to be filled or emptied unless the gasoline transport completes the following:~~
- ~~(1) Annual leak detection testing before the end of the twelfth calendar month following the previous year's test, according to test procedures contained in 40 CFR 63.425 (e), as follows:~~
- ~~(A) Conduct the pressure and vacuum tests for the transport's cargo tank using a time period of five (5) minutes. The initial pressure for the pressure test shall be four hundred sixty (460) millimeters H<sub>2</sub>O (eighteen (18) inches H<sub>2</sub>O) gauge. The initial vacuum for the vacuum test shall be one hundred fifty (150) millimeters H<sub>2</sub>O (six (6) inches H<sub>2</sub>O) gauge. The maximum allowable pressure or vacuum change is twenty-five (25) millimeters H<sub>2</sub>O (one (1) inch H<sub>2</sub>O) in five (5) minutes.~~
- ~~(B) Conduct the pressure test of the cargo tank's internal vapor valve as follows:~~
- ~~(i) After completing the test under clause (A), use the procedures in 40 CFR 60, Appendix A, Method 27 to repressurize the tank to four hundred sixty (460) millimeters H<sub>2</sub>O (eighteen (18) inches H<sub>2</sub>O) gauge. Close the transport's internal vapor valve or valves, thereby isolating the vapor return line and manifold from the tank.~~
- ~~(ii) Relieve the pressure in the vapor return line to atmospheric pressure, then reseal the line. After five (5) minutes, record the gauge pressure in the vapor return line and manifold. The maximum allowable five (5) minute pressure increase is one hundred thirty (130) millimeters H<sub>2</sub>O (five (5) inches H<sub>2</sub>O).~~
- ~~(2) Repairs by the gasoline transport owner or operator, if the transport does not meet the criteria of subdivision (1), and retesting to prove compliance with the criteria of subdivision (1).~~
- ~~(c) The annual test data remain valid until the end of the twelfth calendar month following the test. The owner of the gasoline transport shall be responsible for compliance with subsection (b) and shall provide the owner of the loading facility with the most recent valid modified 40 CFR 60, Appendix A, Method 27 test results upon request. The owner of the loading facility shall take all reasonable steps, including reviewing the test date and tester's signature, to ensure that gasoline transports loading at its facility comply with subsection (b).~~
- ~~(d) The owner or operator of a vapor balance system or vapor control system subject to this rule shall:~~
- ~~(1) design and operate the applicable system and the gasoline loading equipment in a manner that prevents:~~
- ~~(A) gauge pressure from exceeding four thousand five hundred (4,500) pascals (eighteen (18) inches of H<sub>2</sub>O) and a vacuum from exceeding one thousand five hundred (1,500) pascals (six (6) inches of H<sub>2</sub>O) in the gasoline transport;~~



- (B) ~~except for sources subject to 40 CFR 60.503(b) (NESHAP/MACT) or 40 CFR 63.425(a) (New Source Performance Standards) requirements, a reading equal to or greater than twenty-one thousand (21,000) parts per million as propane, from all points on the perimeter of a potential leak source when measured by the method referenced in 40 CFR 60, Appendix A, Method 21, or an equivalent procedure approved by the commissioner during loading or unloading operations at gasoline dispensing facilities, bulk plants, and bulk terminals; and~~
- (C) ~~avoidable visible liquid leaks during loading or unloading operations at gasoline dispensing facilities, bulk plants, and bulk terminals; and~~
- (2) ~~within fifteen (15) days, repair and retest a vapor balance, collection, or control system that exceeds the limits in subdivision (1).~~
- (e) ~~The department may, at any time, monitor a gasoline transport, vapor balance, or vapor control system to confirm continuing compliance with subsection (b) or (c).~~
- (f) ~~The owner or operator of a vapor balance or vapor control system subject to this section shall maintain records of all certification testing. The records shall identify the following:
  - (1) ~~The vapor balance, vapor collection, or vapor control system.~~
  - (2) ~~The date of the test and, if applicable, retest.~~
  - (3) ~~The results of the test and, if applicable, retest.~~The records shall be maintained in a legible, readily available condition for at least two (2) years after the date the testing and, if applicable, retesting were completed.~~
- (g) ~~The owner or operator of a gasoline transport subject to this section shall keep a legible copy of the transport's most recent valid annual modified 40 CFR 60, Appendix A, Method 27 test either in the cab of the transport or affixed to the transport trailer. The test record shall identify the following:
  - (1) ~~The gasoline transport.~~
  - (2) ~~The type and date of the test and, if applicable, date of retest.~~
  - (3) ~~The test methods, test data, and results certified as true, accurate, and in compliance with this rule by the person who performs the test.~~This copy shall be made available immediately upon request to the department and to the owner of the loading facility for inspection and review. The department shall be allowed to make copies of the test results.~~
- (h) ~~If the commissioner allows alternative test procedures in subsection (b)(1) or (d)(1)(B), such method shall be submitted to the U.S. EPA as a SIP revision.~~
- (i) ~~During compliance tests conducted under 326 IAC 3-6 (stack testing), each vapor balance or control system shall be tested applying the standards described in subsection (d)(1)(B). Testers shall use 40 CFR 60, Appendix A, Method 21 to determine if there are any leaks from the hatches and the flanges of the gasoline transports. If any leak is detected, the transport cannot be used for the capacity of the compliance test of the bulk gas terminal. The threshold for leaks shall be as follows:
  - (1) ~~Five hundred (500) parts per million methane for all bulk gas terminals.~~
  - (2) ~~Ten thousand (10,000) parts per million methane for all bulk gas terminals.~~~~

- ~~(a) No owner or operator of a gasoline transport shall cause, allow, or permit the transfer of gasoline between transports and storage tanks that are equipped with a vapor balance system or vapor recovery system unless:~~
- ~~(1) The vapor balance system or vapor recovery system is connected and operating according to manufacturers' specifications;~~
  - ~~(2) Gasoline transport compartment hatches are closed at all times during loading operations;~~
  - ~~(3) Except as provided in 326 IAC 8-4-9(i) (stack testing) and for sources subject to 40 CFR 60.503(b) (Standards of Performance for New Stationary Sources) or 40 CFR 63.425(a) (National Emission Standards for Hazardous Air Pollutants) requirements, there are no visible leaks, or otherwise detectable leaks (measured at twenty-one thousand (21,000) parts per million as propane as specified in 40 CFR 63.425(f)(1), in the gasoline transport's pressure/vacuum relief valves, hatch cover, trailer compartments, storage tanks, or associated vapor and liquid lines during loading or unloading; and~~
  - ~~(4) The pressure relief valves on gasoline transports are set to release at no less than four and eight tenths (4.8) kilo Pascals (seven tenths (0.7) pounds per square inch).~~
- ~~(b) Tank wagons are exempt from vapor balance requirements.~~
- ~~(c) When employees of the bulk gasoline terminal are present to supervise or perform loading, the Permittee shall be responsible for compliance with paragraphs (a)(1) through (a)(3) of this condition. The Permittee shall also ensure that owners of gasoline transports loading at the terminal during unsupervised times comply with this condition.~~
- ~~(d) Gasoline transports must be designed, maintained, and operated so as to be vapor-tight.~~

#### D.1.5 Preventive Maintenance Plan [326 IAC 2-7-5(1243)]

---

A Preventive Maintenance Plan (PMP) is required for this unit and its control device. Section B - Preventive Maintenance Plan contains the Permittee's obligations with regard to the preventive maintenance plan required by this condition.

#### D.1.65 Vapor Combustion Unit (VCU) Operation

---

- (a)** In order to comply with Condition D.1.2 and D.1.3, the Vapor Combustion Units **two (VCU2) and three (VCU3)** ~~One (VCU1), and Vapor Combustion Unit Two (VCU2)~~ shall be in operation and control emissions at all times that ~~the truck loading rack and railcar loading rack is~~ are in operation, respectively.
- (b)** In order to show compliance with Condition D.12 and D.1.3, the vac assist shall be in operation at all times when the 24-spot railcar loading rack (041) is loading crude oil products.

#### D.1.76 Testing Requirements [326 IAC 2-7-6(1),(6)] [326 IAC 2-1.1-11]

---

- (a)** ~~Not later than~~ In order to determine compliance with Condition D.1.2, within one hundred and eighty (180) days after the start-up of the ~~truck loading rack and railcar loading rack,~~ the Permittee shall **perform** ~~conduct performance test to determine~~ **VOC testing (including emission rate and control efficiency) of VCU2 and VCU3** ~~emission rate and the temperature of VCU1 and VCU2 when loading petroleum products denatured ethanol, utilizing~~ using methods approved by the Commissioner. **Testing** This test shall be repeated at least once every five (5) years from the date of ~~the this most recent~~ valid compliance demonstration. Testing shall be conducted in accordance with the provisions of 326 IAC 3-6 (Source Sampling Procedures). Section C - Performance Testing

contains the Permittee's obligations with regard to the performance testing required by this condition.

- (b) **In order determine compliance with Condition D.1.3, within one-hundred and eighty (180) days after the start-up of VCU3, the Permittee shall conduct performance test to determine VCU3 control efficiency and the temperature of VCU3 when loading petroleum products, using methods approved by the Commissioner. This test shall be repeated at least once every five (5) years from the date of this valid compliance demonstration. Testing shall be conducted in accordance with the provisions of 326 IAC 3-6 (Source Sampling Procedures). Section C - Performance Testing contains the Permittee's obligations with regard to the performance testing required by this condition.**

Compliance Monitoring Requirements [326 IAC 2-7-5(1)][326 IAC 2-7-6(1)]

D.1.87 Vapor Combustion Unit Monitoring [326 IAC 2-7-6(1)] [326 IAC 2-7-5(1)][40 CFR 64]

- (a) A continuous monitoring system shall be calibrated, maintained, and operated on Vapor Combustion Units ~~One and Two, and Three (VCU1, and VCU2 and VCU3)~~ for measuring operating temperature of the Vapor Combustion Units One, ~~and Two, and Three (VCU1, and VCU2, and VCU3)~~. For the purposes of this condition, continuous ~~monitoring shall mean no less often than once per fifteen (15) minutes. The output of this from this monitoring system shall be recorded as and the three-hour average temperatures shall be recorded whenever the VCU are in operation.~~ From the date of the start up of the VCU until the approved stack test results are available, the Permittee shall operate the VCU at or above the 3-hour average temperature of 1200°F, ~~when operating.~~

~~A reading that is below the temperature established in the most recent compliant stack test is not a deviation from this permit. Failure to take response steps shall be considered as a deviation from the permit. Section C – Response to Excursions or Exceedances contains the Permittee's obligations with regard to responding to the reasonable response steps required by this condition.~~

- (b) The Permittee shall determine the 3-hour average temperature, ~~when operating~~ from the most recent valid stack test ~~approved by IDEM~~ that demonstrates compliance with Condition D.1.2 **and D.1.3**.
- (c) On and after the date the ~~approved~~ stack test results are available, the Permittee shall operate the VCUs at or above the 3-hour average temperature, ~~when operating~~ as observed during the **latest** compliant stack test.
- (d) **If the 3-hour average** ~~When for any one reading, the temperature falls below the above mentioned 3-hour average temperature is below the normal temperature as established in most recent compliant stack test, the Permittee shall take a reasonable response steps. A reading that is below the temperature as established in most recent compliant stack test is not a deviation from this permit. Failure to take response steps shall be considered as a deviation from the permit. Section C – Response to Excursions or Exceedances contains the Permittee's obligations with regard to responding to the reasonable response steps required by this condition.~~

Record Keeping and Reporting Requirements [326 IAC 2-7-5(3)] [326 IAC 2-7-19]

D.1.9 Record Keeping Requirements

- (a) **To document the compliance status with Condition D.1.2 - Emission Offset, the Permittee shall maintain monthly records of the amount of petroleum product and distillate loading at the 24-spot railcar loading rack (041).**
- (b) To document the compliance status with Condition D.1.87, the Permittee shall maintain continuous temperature records for VCU2 and VCU3 and the 3-hour average

temperature used to demonstrate compliance during the most recent compliant stack test.:

(1) ~~Continuous temperature records and 3-hour average temperature records of the Vapor Combustion Units One and Two (VCU1 and VCU2).~~

(bc) Section C - General Record Keeping Requirements contains the Permittee's obligations with regard to the record keeping required by this condition.

#### D.1.10 Reporting Requirements

(1) A quarterly **report and a quarterly** summary of the information to document the compliance status with Condition D.1.2 shall be submitted, ~~using the reporting forms located at the end of this permit, or their equivalent,~~ not later than thirty (30) days **after** following the end of ~~the each calendar quarter~~ **being reported**. The report submitted by the Permittee does require a certification that meets the requirements of 326 IAC 2-7-6(1) by a "responsible official" as defined by 326 IAC 2-7-1(34). Section C - General Reporting Requirements contains the Permittee's obligations with regard to the reporting required by this condition.

(2) **A semi-annual report and semi-annual summary of the information to document the compliance status with Condition D.1.2 shall be submitted not later than thirty (30) days after the end of the period being reported. The report submitted by the Permittee does require a certification that meets the requirements of 326 IAC 2-7-6(1) by a "responsible official" as defined by 326 IAC 2-7-1(34). Section C - General Reporting Requirements contains the Permittee's obligations with regard to the reporting required by this condition.**

#### Change 3: Section D.2

Section D.2 has been revised to incorporate the following modifications:

- Removal of the ethanol project;
- Adding Emission Offset Minor Limits;
- Correcting the applicability of 326 IAC 8-9 to different units;
- Addition of new units;
- Correcting the rule citation for the PMP;
- Adding new compliance determination requirements.

Section D.2 has been revised as follows:

#### SECTION D.2 EMISSIONS UNIT OPERATION CONDITIONS

##### Emissions Unit Description:

(c) ~~Fourteen (14)~~ **Fifteen (15)** petroleum liquid storage tanks, identified as tank Nos. D-1, D-2, D-3, **D-4**, D-08F, D-12S, D-50, D-55, D-72, D-73, D-80, D-83, D-85, D-91, and D-92. Tank specifications are as follows:

\*\*\*

(3) Storage Tank No. D-3 permitted to store **petroleum products** ~~denatured ethanol~~, has an internal floating roof with a liquid mounted primary mechanical seal and a secondary seal. The tank has a maximum capacity of 10,500,000 gallons. The tank will be constructed in 2011. [40 CFR 60, Subpart Kb]

(4) **Storage Tank No. D-4, approved in 2013 for construction, has an Allentech roof (HC aluminum full-contact internal floating roof) with a double wiper seal. The**

**tank has a maximum capacity of 4,200,000 gallons. [40 CFR 60 Subpart Kb] [40 CFR 63, Subpart BBBBBB].**

\*\*\*

(The information describing the process contained in this emissions unit description box is descriptive information and does not constitute enforceable conditions.)

#### **D.2.1 Emission Offset Minor Limits [326 IAC 2-3]**

**In order to render the requirements of 326 IC 2-2 not applicable, the combined Volatile Organic Compound (VOC) emissions from tanks D-1, D-8F, D-50, and D-55 shall not exceed twenty-five and five-tenths (25.50) tons per twelve (12) consecutive month period when compliance determined at the end of each month.**

**Compliance with the above limits in conjunction with the limit in Condition D.1.2 and the potential to emit VOC from tanks D-4, D-2, and D-3, shall limit the net emissions increase of VOC emissions from the 2013 Petroleum Product modification to less than 40 tons per year and will render 326 IAC 2-3 (Emission Offset) not applicable to the 2013 Petroleum Products modification.**

#### **D.2.12 Storage Vessels [326 IAC 8-9-4(b)]**

Pursuant to 326 IAC 8-9-4(b), tanks ~~D-1, D-2, D-3,~~D-08F, D-12S, D-50, D-55, D-72, D-73, D-80, D-83, D-85, D-91, and D-92 shall not store a volatile organic liquid (VOL) with a vapor pressure greater than or equal to eleven and one-tenth (11.1) psia as stored.

#### **D.2.23 Storage Vessels [326 IAC 8-9-4(c)] [326 IAC 8-4-3(b)]**

(a) Pursuant to 326 IAC 8-9-4(c), tanks ~~D-1, D-2, D-3,~~D-08F, D-12S, D-50, D-55, D-72, D-73, D-80, D-83, D-85, D-91, and D-92 shall be equipped with a fixed roof in combination with an internal floating roof meeting the following:

\*\*\*

\*\*\*

#### **D.2.34 Preventive Maintenance Plan [326 IAC 2-7-5(1312)]**

A Preventive Maintenance Plan (PMP) is required for this unit and its control device. Section B - Preventive Maintenance Plan contains the Permittee's obligations with regard to the preventive maintenance plan required by this condition.

#### **Compliance Monitoring Requirements [326 IAC 2-7-5(1)][326 IAC 2-7-6(1)]**

#### **D.2.4 Monitoring [326 IAC 8-9-5(b)]**

Pursuant to 326 IAC 8-9-5(b), the owner or operator of tanks ~~D-1, D-2, D-3,~~D-08F, D-12S, D-50, D-55, D-72, D-73, D-80, D-83, D-85, D-91, and D-92 shall:

\*\*\*

#### **Record Keeping and Reporting Requirements [326 IAC 2-7-5(3)] [326 IAC 2-7-19]**

#### **D.2.5 VOC and HAP**

**In order to determine compliance with the VOC emissions limits in Condition D.2.1, the VOC emissions from tanks D-1, D-8F, D-50, and D-55 shall be calculated using USEPA's TANKS program (version 4.0 or its updates).**

#### **D.2.56 Record Keeping Requirements [326 IAC 8-9-6] [326 IAC 8-4-3]**

(a) In accordance with 326 IAC 8-9-6(b) the owner or operator of tanks ~~D-1, D-2, D-3,~~D-08F, D-12S, D-50, D-55, D-72, D-73, D-80, D-83, D-85, D-91, and D-92 shall maintain records of each vessel including the vessel identification number, dimensions, capacity, and a

description of the emission control equipment shall be maintained for the life of the vessel.

- (b) Visually inspect the internal floating roof, the primary seal, and the secondary seal (if one is in service) through manholes and roof hatches on the fixed roof at least once every 12 months after initial fill. If the internal floating roof is not resting on the surface of the VOL inside the storage vessel, or there is liquid accumulated on the roof, or the seal is detached, or there are holes or tears in the seal fabric, the Permittee shall repair the items or empty and remove the storage vessel from service within 45 days. If a failure that is detected in this paragraph cannot be repaired within 45 days and if the vessel cannot be emptied within 45 days, a 30-day extension may be requested from IDEM, OAQ in the inspection report required in 326 IAC 8-9-6(c)(3). Such a request for an extension must document that alternate storage capacity is unavailable and specify a schedule of actions that the company will take that will assure that the control equipment will be repaired or the vessel will be emptied as soon as possible.
- (c) For vessels equipped with both primary and secondary seals:
  - (1) visually inspect the vessel as specified in Condition D.2.45(c), at least every five (5) years; or
  - (2) visually inspect the vessel as specified in Condition D.2.45(b).
- (d) Visually inspect the internal floating roof, the primary seal, and the secondary seal (if one is in service), gaskets, slotted membranes, and sleeve seals (if any) each time the storage vessel is emptied and degassed. If the internal floating roof has defects, the primary seal has holes, tears, or other openings in the seal or the seal fabric or the secondary seal has holes, tears, or other openings in the seal or the seal fabric, or the gaskets no longer close off the liquid surfaces from the atmosphere, or the slotted membrane has more than 10 percent open area, the Permittee shall repair the items as necessary so that none of the conditions specified in this paragraph exist before refilling the storage vessel with VOL. In no event shall inspections conducted in accordance with this provision occur at intervals greater than 10 years in the case of vessels conducting the annual visual inspection as specified in Conditions D.2.45(b) and D.2.45(c)(1) and at intervals no greater than five (5) years in the case of vessels specified in Condition D.2.45(c)(2).

\*\*\*

**D.2.57 Record Keeping Requirements [326 IAC 8-9-6] [326 IAC 8-4-3]**

---

- (a) **To document the compliance status with Condition D.2.1 - Emission Offset, the Permittee shall maintain monthly records of the VOC emissions, as calculated in accordance with Condition D.2.5, from tanks D-1, D-8F, D-50, and D-55.**
- (b) In accordance with 326 IAC 8-9-6(b) the owner or operator of tanks D-1, D-2, D-3, D-08F, D-12S, D-50, D-55, D-72, D-73, D-80, D-83, D-85, D-91, and D-92 shall maintain records of each vessel including the vessel identification number, dimensions, capacity, and a description of the emission control equipment shall be maintained for the life of the vessel.
- (~~b~~c) In accordance with 326 IAC 8-9-6(c), a record of each inspection performed as required under Condition D.2.46 shall be maintained and shall identify the following:
  - (1) The vessel identification number
  - (2) The date of the inspection
  - (3) The observed condition of the seal, internal floating roof, and fittings.

- (ed) Pursuant to 326 IAC 8-4-3(d), the Permittee shall maintain a record of the petroleum liquid or VOL stored in tanks D-1, D-2, D-3, D-08F, D-12S, D-50, D-55, D-72, D-73, D-80, D-83, D-85, D-91, and D-92, the period of storage, the maximum true vapor pressure of that liquid as stored, and the results of the inspections performed on the storage vessels.
- (de) Section C - General Record Keeping Requirements contains the Permittee's obligations with regard to the record keeping required by this condition.

#### D.2.68 Reporting Requirements [326 IAC 8-9-6]

- (a) Pursuant to 326 IAC 8-9-6(c)(2), a report of any defects (the internal floating roof is not resting on the surface of the VOL, or there is liquid accumulated on the roof, or the seal is detached, or there are holes or tears in the seal fabric) discovered during the annual inspection required in D.2.4 shall be furnished to the IDEM, OAQ and not later than thirty (30) days of the inspection. The report shall identify the vessel identification number, the nature of the defects, and the date the vessel was emptied or the nature of and date the repair was made. **This report shall be submitted not later than thirty (30) days after the end of the quarter being reported.**
- (b) **A quarterly report of VOC monthly emissions from tanks D-1, D-8F, D-50, and D-55 and a quarterly summary of the information to document the compliance status with D.2.1 shall be submitted not later than thirty (30) days after the end of the quarter being reported.**

~~These reports shall be submitted not later than thirty (30) calendar days following the end of each calendar quarter.~~ Section C - General Reporting Requirements contains the Permittee's obligations with regard to the reporting required by this condition. **The report submitted by the Permittee does require a certification that meets the requirements of 326 IAC 2-7-6(1) by a "responsible official," as defined by 326 IAC 2-7-1 (34).**

#### Change 4: Section E.1

Section E.1 has been revised to incorporate the following modifications:

- Removal of the ethanol project; and
- Addition of storage Tank No. D-4.

Section E.1 has been revised as follows:

#### SECTION E.1 EMISSIONS UNIT OPERATION CONDITIONS

##### Emissions Unit Description [326 IAC 2-7-5(15)]: Storage Tanks

\*\*\*

- (3) Storage Tank No. D-3 permitted to store **petroleum products** ~~denatured ethanol~~, has an internal floating roof with a liquid mounted primary mechanical seal and a secondary seal. The tank has a maximum capacity of 10,500,000 gallons. The tank will be constructed in 2011. [40 CFR 60, Subpart Kb]
- (4) **Storage Tank No. D-4, approved in 2013 for construction, has an Allentech roof (HC aluminum full-contact internal floating roof) with a double wiper seal. The tank has a maximum capacity of 4,200,000 gallons. [40 CFR 60 Subpart Kb] [40 CFR 63, Subpart BBBB].**
- (95) Storage Tank No. D-80 has an internal floating roof with a vapor mounted primary seal and rim mounted secondary seal. The tank has a maximum capacity of 3,360,000 gallons. The tank was constructed in 1927 and modified in 1998. [40 CFR 60 Subpart Kb] [40 CFR 63, Subpart BBBB]

(406) Storage Tank No. D-83 has an internal floating roof with a vapor mounted primary seal and rim mounted secondary seal. The tank has a maximum capacity of 3,360,000 gallons. The tank was constructed in 1927 and modified in 1998.  
 [40 CFR 60 Subpart Kb] [40 CFR 63, Subpart BBBBBB]

(The information describing the process contained in this facility description box is descriptive information and does not constitute enforceable conditions.)

**New Source Performance Standards [40 CFR Part 60]**

**E.1.1 General Provisions Relating to NSPS Subpart Kb [326 IAC 12-1] [40 CFR 60, Subpart A]**

Pursuant to 40 CFR Part 60, the Permittee shall comply with the provisions of 40 CFR Part 60, Subpart A – General Provisions, which are incorporated by reference as 326 IAC 12-1, for tank nos. D-1, D-2, D-3, **D-4**, D-80 and D-83, except when otherwise specified in 40 CFR Part 60, Subpart Kb (*Standards of Performance for Volatile Organic Liquid Storage Vessels (Including Petroleum Liquid Storage Vessels) for Which Construction, Reconstruction, or Modification Commenced After July 23, 1984*).

**E.1.2 Volatile Organic Liquid Storage Vessels NSPS [40 CFR 60, Subpart Kb] [326 IAC 12]**

The Permittee, which operates the volatile organic liquid storage vessels designated as tank nos. D-1, D-2, D-3, **D-4**, D-80 and D-83 shall comply with the following provisions of 40 CFR Part 60, Subpart Kb (included as Attachment A of this permit), which are incorporated by reference as 326 IAC 12:

**Change 4: Reporting forms**

Reporting forms have been revised to incorporate the following modifications:

- Removal of the ethanol project; and
- Addition of new reporting requirements.

Reporting forms have been revised as follows:

**~~INDIANA DEPARTMENT OF ENVIRONMENTAL MANAGEMENT  
 OFFICE OF AIR QUALITY  
 COMPLIANCE AND ENFORCEMENT BRANCH~~**

**~~Part 70 Quarterly Report~~**

Source Name: \_\_\_\_\_ Buckeye Terminals-Hammond Terminal, LLC  
 Source Address: \_\_\_\_\_ 2400 Michigan Street, Hammond, Indiana 46320  
 Part 70 Permit No.: \_\_\_\_\_ T089-28597-00239  
 Facility: \_\_\_\_\_ Truck Loading Track  
 Parameter: \_\_\_\_\_ Denatured Ethanol  
 Limit: \_\_\_\_\_ Less than 310,000,000 tons per twelve (12) consecutive month period with \_\_\_\_\_  
 \_\_\_\_\_ compliance determined at the end of each month.

\_\_\_\_\_ QUARTER : \_\_\_\_\_ YEAR: \_\_\_\_\_

Month	Column 1	Column 2	Column 1 + Column 2
	This Month	Previous 11 Months	12 Month Total



Month 1			
Month 2			
Month 3			

No deviation occurred in this quarter.

Deviation/s occurred in this quarter.

— Deviation has been reported on:

Submitted by: \_\_\_\_\_

Title / Position: \_\_\_\_\_

Signature: \_\_\_\_\_

Date: \_\_\_\_\_

Phone: \_\_\_\_\_

**INDIANA DEPARTMENT OF ENVIRONMENTAL MANAGEMENT  
 OFFICE OF AIR QUALITY  
 COMPLIANCE AND ENFORCEMENT BRANCH**

**Part 70 Quarterly Report**

Source Name: \_\_\_\_\_ Buckeye Terminals-Hammond Terminal, LLC  
 Source Address: \_\_\_\_\_ 2400 Michigan Street, Hammond, Indiana 46320  
 Part 70 Permit No.: \_\_\_\_\_ T089-28597-00239  
 Facility: \_\_\_\_\_ Railcar loading rack  
 Parameter: \_\_\_\_\_ Denatured Ethanol  
 Limit: \_\_\_\_\_ Less than 310,500,000 tons per twelve (12) consecutive month period with \_\_\_\_\_  
 \_\_\_\_\_ compliance determined at the end of each month.

\_\_\_\_\_ QUARTER : \_\_\_\_\_ YEAR: \_\_\_\_\_

Month	Column 1	Column 2	Column 1 + Column 2
	This Month	Previous 11 Months	12 Month Total
Month 1			
Month 2			
Month 3			

No deviation occurred in this quarter.

Deviation/s occurred in this quarter.

— Deviation has been reported on:

Submitted by: \_\_\_\_\_

Title / Position: \_\_\_\_\_

Signature: \_\_\_\_\_

Date: \_\_\_\_\_

Phone: \_\_\_\_\_

**INDIANA DEPARTMENT OF ENVIRONMENTAL MANAGEMENT  
 OFFICE OF AIR QUALITY  
 COMPLIANCE AND ENFORCEMENT BRANCH**

**Part 70 Quarterly Report**

**Source Name:** Buckeye Terminals-Hammond Terminal, LLC  
**Source Address:** 2400 Michigan Street, Hammond, Indiana 46320  
**Part 70 Permit No.:** T089-28597-00239  
**Facility:** 24- spot railcar loading rack  
**Parameter:** Petroleum Product  
**Limit:** Less than 1,655,000,000 gallons per twelve (12) consecutive month period  
**with** compliance determined at the end of each month.

**QUARTER :**

**YEAR:**

Month	Column 1	Column 2	Column 1 + Column 2
	This Month	Previous 11 Months	12 Month Total
Month 1			
Month 2			
Month 3			

No deviation occurred in this quarter.

Deviation/s occurred in this quarter.

Deviation has been reported on:

Submitted by: \_\_\_\_\_

Title / Position: \_\_\_\_\_

Signature: \_\_\_\_\_

Date: \_\_\_\_\_

Phone: \_\_\_\_\_

**INDIANA DEPARTMENT OF ENVIRONMENTAL MANAGEMENT  
OFFICE OF AIR QUALITY  
COMPLIANCE AND ENFORCEMENT BRANCH**

**Part 70 Quarterly Report**

**Source Name:** Buckeye Terminals-Hammond Terminal, LLC  
**Source Address:** 2400 Michigan Street, Hammond, Indiana 46320  
**Part 70 Permit No.:** T089-28597-00239  
**Facility:** 24- spot railcar loading rack  
**Parameter:** Petroleum Product  
**Limit:** Less than 300,000,000 gallons per twelve (12) consecutive month period with compliance determined at the end of each month.

**QUARTER :**

**YEAR:**

Month	Column 1	Column 2	Column 1 + Column 2
	This Month	Previous 11 Months	12 Month Total
Month 1			
Month 2			
Month 3			

No deviation occurred in this quarter.

Deviation/s occurred in this quarter.

Deviation has been reported on:

Submitted by: \_\_\_\_\_

Title / Position: \_\_\_\_\_

Signature: \_\_\_\_\_

Date: \_\_\_\_\_

Phone: \_\_\_\_\_

**INDIANA DEPARTMENT OF ENVIRONMENTAL MANAGEMENT  
OFFICE OF AIR QUALITY  
COMPLIANCE AND ENFORCEMENT BRANCH**

**Part 70 Quarterly Report**

**Source Name:** Buckeye Terminals-Hammond Terminal, LLC  
**Source Address:** 2400 Michigan Street, Hammond, Indiana 46320  
**Part 70 Permit No.:** T089-28597-00239  
**Facility:** D-1, D-8F, D-50, and D-55  
**Parameter:** VOC  
**Limit:** Less than 25.5 tons per twelve (12) consecutive month period with compliance determined at the end of each month.

**QUARTER :**

**YEAR:**

Month	Column 1	Column 2	Column 1 + Column 2
	This Month	Previous 11 Months	12 Month Total
Month 1			
Month 2			
Month 3			

No deviation occurred in this quarter.

Deviation/s occurred in this quarter.

Deviation has been reported on:

Submitted by: \_\_\_\_\_

Title / Position: \_\_\_\_\_

Signature: \_\_\_\_\_

Date: \_\_\_\_\_

Phone: \_\_\_\_\_

**INDIANA DEPARTMENT OF ENVIRONMENTAL MANAGEMENT  
OFFICE OF AIR QUALITY  
COMPLIANCE AND ENFORCEMENT BRANCH**

**PART 70 OPERATING PERMIT  
SEMI-ANNUAL Tank Truck Loading Facility (041) CERTIFICATION**

Source Name: Buckeye Terminals - Hammond Terminal  
Source Address: 2400 Michigan Street, Hammond, Indiana 46320  
Part 70 Permit No.: 089-33196-00239

- Six (6) arms for denatured ethanol loading were used  
 Six (6) arms for denatured ethanol loading were not used  
From: \_\_\_\_\_ To: \_\_\_\_\_

I certify that, based on information and belief formed after reasonable inquiry, the statements and information in the document are true, accurate, and complete.

Signature:

Printed Name:

Title/Position:

Phone:

Date:

**INDIANA DEPARTMENT OF ENVIRONMENTAL MANAGEMENT  
OFFICE OF AIR QUALITY  
COMPLIANCE AND ENFORCEMENT BRANCH**

**PART 70 OPERATING PERMIT  
SEMI-ANNUAL VCU1 CERTIFICATION**

Source Name: Buckeye Terminals - Hammond Terminal  
Source Address: 2400 Michigan Street, Hammond, Indiana 46320  
Part 70 Permit No.: 089-33196-00239

<input type="checkbox"/> VCU 1 was used <input type="checkbox"/> VCU 1 was <u>not</u> used From: _____ To: _____
--

I certify that, based on information and belief formed after reasonable inquiry, the statements and information in the document are true, accurate, and complete.
Signature:
Printed Name:
Title/Position:
Phone:
Date:

**Change 5: Section B and Section C**

Section A, Section B, and Reporting forms have been revised to incorporate the following modifications:

- Clearly describe when new monitoring for new and existing units must begin.
- Add "where applicable" to the lists in Section C - General Record Keeping Requirements to more closely match the underlying rule.
- On October 27, 2010, the Indiana Air Pollution Control Board issued revisions to 326 IAC 2. These revisions resulted in changes to the rule sites listed in the permit. These changes are not changes to the underlining provisions. The change is only to site of these rules in Section B - Preventative Maintenance Plan, Section B - Emergency Provisions, Section B - Operational Flexibility, Section C - Risk Management Plan, the Facility Descriptions, and Section D - Preventative Maintenance Plan.
- To clarify the Permittee's responsibility under CAM
- To clarified the interaction of the Quarterly Deviation and Compliance Monitoring Report and the Emergency Provisions.

Section B, Section C, and reporting forms are changed as follows:

B.10 Preventive Maintenance Plan [326 IAC 2-7-5(1),(3) and (13)(11)]~~[326 IAC 2-7-6(1) and (6)]~~[326 IAC 1-6-3]

---

- (a) A Preventive Maintenance Plan meets the requirements of 326 IAC 1-6-3 if it includes, at a minimum:

B.11 Emergency Provisions [326 IAC 2-7-16]

---

\*\*\*

- (e) The Permittee seeking to establish the occurrence of an emergency shall make records available upon request to ensure that failure to implement a PMP did not cause or contribute to an exceedance of any limitations on emissions. However, IDEM, OAQ may require that the Preventive Maintenance Plans required under 326 IAC 2-7-4(c)(9) ~~(8)~~ be revised in response to an emergency.

\*\*\*

B.19 Operational Flexibility [326 IAC 2-7-20][326 IAC 2-7-10.5]

---

- (a) The Permittee may make any change or changes at the source that are described in 326 IAC 2-7-20(b), ~~or (c), or (e)~~ **or (c)** without a prior permit revision, if each of the following conditions is met:

- (1) The changes are not modifications under any provision of Title I of the Clean Air Act;
- (2) Any preconstruction approval required by 326 IAC 2-7-10.5 has been obtained;
- (3) The changes do not result in emissions which exceed the limitations provided in this permit (whether expressed herein as a rate of emissions or in terms of total emissions);
- (4) The Permittee notifies the:

Indiana Department of Environmental Management  
Permit Administration and Support Section, Office of Air Quality  
100 North Senate Avenue  
MC 61-53 IGCN 1003  
Indianapolis, Indiana 46204-2251

and

United States Environmental Protection Agency, Region V  
Air and Radiation Division, Regulation Development Branch - Indiana (AR-18J)  
77 West Jackson Boulevard  
Chicago, Illinois 60604-3590

in advance of the change by written notification at least ten (10) days in advance of the proposed change. The Permittee shall attach every such notice to the Permittee's copy of this permit; and

- (5) The Permittee maintains records on-site, on a rolling five (5) year basis, which document all such changes and emission trades that are subject to 326 IAC 2-7-20(b), ~~or (c), or (e)~~ **or (c)**. The Permittee shall make such records available, upon reasonable request, for public review.

Such records shall consist of all information required to be submitted to IDEM, OAQ in the notices specified in 326 IAC 2-7-20(b)(1), **and (c)(1)**, ~~and (e)(2)~~.

- (b) The Permittee may make Section 502(b)(10) of the Clean Air Act changes (this term is defined at 326 IAC 2-7-1(36)) without a permit revision, subject to the constraint of 326 IAC 2-7-20(a). For each such Section 502(b)(10) of the Clean Air Act change, the required written notification shall include the following:
- (1) A brief description of the change within the source;
  - (2) The date on which the change will occur;
  - (3) Any change in emissions; and
  - (4) Any permit term or condition that is no longer applicable as a result of the change.

The notification which shall be submitted is not considered an application form, report or compliance certification. Therefore, the notification by the Permittee does not require a certification that meets the requirements of 326 IAC 2-7-6(1) by a "responsible official" as defined by 326 IAC 2-7-1(34).

- (c) Emission Trades [326 IAC 2-7-20(c)]  
The Permittee may trade emissions increases and decreases at the source, where the applicable SIP provides for such emission trades without requiring a permit revision, subject to the constraints of Section (a) of this condition and those in 326 IAC 2-7-20(c).
- (d) Alternative Operating Scenarios [326 IAC 2-7-20(d)]  
The Permittee may make changes at the source within the range of alternative operating scenarios that are described in the terms and conditions of this permit in accordance with 326 IAC 2-7-5(9). No prior notification of IDEM, OAQ, or U.S. EPA is required.
- (e) Backup fuel switches specifically addressed in, and limited under, Section D of this permit shall not be considered alternative operating scenarios. Therefore, the notification requirements of part (a) of this condition do not apply.

C.8 Compliance Monitoring [326 IAC 2-7-5(3)][326 IAC 2-7-6(1)]

---

**(a) For new units:**

**Unless otherwise specified in the approval for the new emission unit(s), compliance monitoring for new emission units shall be implemented on and after the date of initial start-up.**

**(b) For existing units:**

Unless otherwise specified in this permit, for all monitoring requirements not already legally required, the Permittee shall be allowed up to ninety (90) days from the date of permit issuance ~~or of initial start-up, whichever is later~~, to begin such monitoring. If due to circumstances beyond the Permittee's control, any monitoring equipment required by this permit cannot be installed and operated no later than ninety (90) days after permit issuance ~~or the date of initial startup, whichever is later~~, the Permittee may extend the compliance schedule related to the equipment for an additional ninety (90) days provided the Permittee notifies:

Indiana Department of Environmental Management  
Compliance and Enforcement Branch, Office of Air Quality  
100 North Senate Avenue  
MC 61-53 IGCN 1003



Indianapolis, Indiana 46204-2251

in writing, prior to the end of the initial ninety (90) day compliance schedule, with full justification of the reasons for the inability to meet this date.

The notification which shall be submitted by the Permittee does require a certification that meets the requirements of 326 IAC 2-7-6(1) by a "responsible official" as defined by 326 IAC 2-7-1(34).

~~Unless otherwise specified in the approval for the new emission unit(s), compliance monitoring for new emission units or emission units added through a source modification shall be implemented when operation begins.~~

C.9 Instrument Specifications [326 IAC 2-1.1-11] [326 IAC 2-7-5(3)] [326 IAC 2-7-6(1)]

- (a) When required by any condition of this permit, an analog instrument used to measure a parameter related to the operation of an air pollution control device shall have a scale such that the expected maximum reading for the normal range shall be no less than twenty percent (20%) of full scale. **The analog instrument shall be capable of measuring values outside of the normal range.**
- (b) The Permittee may request that the IDEM, OAQ approve the use of an instrument that does not meet the above specifications provided the Permittee can demonstrate that an alternative instrument specification will adequately ensure compliance with permit conditions requiring the measurement of the parameters.

C.11 Risk Management Plan [326 IAC 2-7-5(4211)] [40 CFR 68]

If a regulated substance, as defined in 40 CFR 68, is present at a source in more than a threshold quantity, the Permittee must comply with the applicable requirements of 40 CFR 68.

C.12 Response to Excursions or Exceedances [326 IAC 2-7-5] [326 IAC 2-7-6]

Upon detecting an excursion where a response step is required by the D Section, or an exceedance of a limitation, not subject to CAM, in this permit:

- (a) The Permittee shall take reasonable response steps to restore operation of the emissions unit (including any control device and associated capture system) to its normal or usual manner of operation as expeditiously as practicable in accordance with good air pollution control practices for minimizing excess emissions.
- (b) The response shall include minimizing the period of any startup, shutdown or malfunction. The response may include, but is not limited to, the following:
  - (1) initial inspection and evaluation;
  - (2) recording that operations returned or are returning to normal without operator action (such as through response by a computerized distribution control system); or
  - (3) any necessary follow-up actions to return operation to normal or usual manner of operation.
- (c) A determination of whether the Permittee has used acceptable procedures in response to an excursion or exceedance will be based on information available, which may include, but is not limited to, the following:
  - (1) monitoring results;
  - (2) review of operation and maintenance procedures and records; and/or

- (3) inspection of the control device, associated capture system, and the process.
- (d) Failure to take reasonable response steps shall be considered a deviation from the permit.
- (e) The Permittee shall record the reasonable response steps taken.

C.15 General Record Keeping Requirements [326 IAC 2-7-5(3)] [326 IAC 2-7-6]  
[326 IAC 2-2][326 IAC 2-3]

---

- (a) Records of all required monitoring data, reports and support information required by this permit shall be retained for a period of at least five (5) years from the date of monitoring sample, measurement, report, or application. **Support information includes the following, where applicable:**
  - (AA) All calibration and maintenance records.
  - (BB) All original strip chart recordings for continuous monitoring instrumentation.
  - (CC) Copies of all reports required by [326 IAC 2-7-5(3)(C)] [326 IAC 2-1.1-11] [326 IAC 2-3.

**Records of required monitoring information include the following, where applicable:**

- (AA) The date, place, as defined in this permit, and time of sampling or measurements.
- (BB) The dates analyses were performed.
- (CC) The company or entity that performed the analyses.
- (DD) The analytical techniques or methods used.
- (EE) The results of such analyses.
- (FF) The operating conditions as existing at the time of sampling or measurement.

These records shall be physically present or electronically accessible at the source location for a minimum of three (3) years. The records may be stored elsewhere for the remaining two (2) years as long as they are available upon request. If the Commissioner makes a request for records to the Permittee, the Permittee shall furnish the records to the Commissioner within a reasonable time.

\*\*\*

C.16 General Reporting Requirements [326 IAC 2-7-5(3)(C)] [326 IAC 2-1.1-11] [326 IAC 2-3]

---

- (a) The Permittee shall submit the attached Quarterly Deviation and Compliance Monitoring Report or its equivalent. **Proper notice submittal under Section B –Emergency Provisions satisfies the reporting requirements of this paragraph.** Any deviation from permit requirements, the date(s) of each deviation, the cause of the deviation, and the response steps taken must be reported except that a deviation required to be reported pursuant to an applicable requirement that exists independent of this permit, shall be reported according to the schedule stated in the applicable requirement and does not need to be included in this report. This report shall be submitted not later than thirty (30) days after the end of the reporting period. The Quarterly Deviation and Compliance Monitoring Report shall include a certification that meets the requirements of 326 IAC 2-7-6(1) by a "responsible official" as defined by 326 IAC 2-7-1(34). A deviation is an exceedance of a permit limitation or a failure to comply with a requirement of the permit.

\*\*\*

**INDIANA DEPARTMENT OF ENVIRONMENTAL MANAGEMENT  
 OFFICE OF AIR QUALITY  
 COMPLIANCE AND ENFORCEMENT BRANCH  
 PART 70 OPERATING PERMIT  
 QUARTERLY DEVIATION AND COMPLIANCE MONITORING REPORT**

Source Name: Buckeye Terminals-Hammond Terminal, LLC  
 Source Address: 2400 Michigan Street,, Hammond, Indiana 46320  
 Mailing Address: same  
 Part 70 Permit No.: T089-28597-00239

Months: \_\_\_\_\_ to \_\_\_\_\_ Year: \_\_\_\_\_

This report shall be submitted quarterly based on a calendar year. <b>Proper notice submittal under Section B –Emergency Provisions satisfies the reporting requirements of paragraph (a) of Section C-General Reporting.</b> Any deviation from the requirements of this permit, the date(s) of each deviation, the probable cause of the deviation, and the response steps taken must be reported. A deviation required to be reported pursuant to an applicable requirement that exists independent of the permit, shall be reported according to the schedule stated in the applicable requirement and does not need to be included in this report. Additional pages may be attached if necessary. If no deviations occurred, please specify in the box marked "No deviations occurred this reporting period".	
<input type="checkbox"/> NO DEVIATIONS OCCURRED THIS REPORTING PERIOD.	
<input type="checkbox"/> THE FOLLOWING DEVIATIONS OCCURRED THIS REPORTING PERIOD	
<b>Permit Requirement</b> (specify permit condition #)	
<b>Date of Deviation:</b>	<b>Duration of Deviation:</b>
<b>Number of Deviations:</b>	
<b>Probable Cause of Deviation:</b>	
<b>Response Steps Taken:</b>	
<b>Permit Requirement</b> (specify permit condition #)	
<b>Date of Deviation:</b>	<b>Duration of Deviation:</b>
<b>Number of Deviations:</b>	
<b>Probable Cause of Deviation:</b>	
<b>Response Steps Taken:</b>	

\*\*\*

### Conclusion and Recommendation

The construction and operation of this proposed modification shall be subject to the conditions of the attached proposed Part 70 Significant Source Modification No. 089-33196-00239 and Significant Permit Modification 089-33218-00239. The staff recommend to the Commissioner that this Part 70 Significant Source and Significant Permit Modification be approved.

### IDEM Contact

- (a) Questions regarding this proposed permit can be directed to Ghassan Shalabi at the Indiana Department Environmental Management, Office of Air Quality, Permits Branch, 100 North Senate Avenue, MC 61-53 IGCM 1003, Indianapolis, Indiana 46204-2251 or by telephone at 317-234-5378 or toll free at 1-800-451-6027 extension 4-5378.
- (b) A copy of the findings is available on the Internet at: <http://www.in.gov/ai/appfiles/idem-caats/>
- (c) For additional information about air permits and how the public and interested parties can participate, refer to the IDEM's Guide for Citizen Participation and Permit Guide on the Internet at: [www.idem.in.gov](http://www.idem.in.gov)

**Appendix A: Emission Calculations**

**ATPA**

**Company Name:** Buckeye Terminal - Hammond  
**Address City IN Zip:** 2400 Michigan Street, Hammond, IN 46320  
**Permit Number:** 33196 and 33218  
**Pit ID:** 089-00239  
**Reviewer:** Ghassan Shalabi  
**Date:** 5/20/2013

	PM	PM10	PM2.5	VOC	NOX	SO2	CO	GHG	HAPs
	New Units (PTE)								
New tank (D-4)	0.00	0.00	0.00	6.77	0.00	0.00	0.00	0.00	0.51
Rail loading station oil *	0.00	0.00	0.00	20.83	0.00	0.00	0.00	0.00	2.21
Rail loading station distillate *	0.00	0.00	0.00	0.17	0.00	0.00	0.00	0.00	0.02
VCU2 and VCU3 (combustion emissions)**	2.84	2.84	2.84	0.00	30.85	17.61	2.80	13686.70	0.00
Tank D-2 *	0.00	0.00	0.00	11.83	0.00	0.00	0.00	0.00	0.89
Tank D-3 *	0.00	0.00	0.00	11.83	0.00	0.00	0.00	0.00	0.89
<b>PTE Totals:</b>	<b>2.84</b>	<b>2.84</b>	<b>2.84</b>	<b>51.43</b>	<b>30.85</b>	<b>17.61</b>	<b>2.80</b>	<b>13,686.70</b>	<b>4.53</b>

\* The railcar loading station, Tank D-2 and Tank D-3 were all installed in 2011 to handle ethonal. However, the railcar loading station was never used and tanks D-2 and D-3 never stored ethonal. Therefore, under 326 IAC 2-2 these are new units.

However, under 326 IAC 2-7-10.5, these are considered existing modified units.

\*\* VOC combustion emissions from VCU2 and VCU3 are reflected in the Rail loading station emissions

	Fugitives - Actual to Projected Actual/Allowable (ATPA)							
Baseline Emissions	0.00	0.00	0.00	0.53	0.00	0.00	0.00	0.00
Projected Actual Emissions	0.00	0.00	0.00	1.53	0.00	0.00	0.00	0.00
Fugitives ATPA	0.00	0.00	0.00	1.00	0.00	0.00	0.00	0.00
	decreases as "> 0" or just zero							
	Hybrid Test (PTE of New Units + Sum of ATPA Increases per Each Existing Unit)							
New Units (PTE)	2.84	2.84	2.84	51.43	30.85	17.61	2.80	13686.70
Sum of ATPA Increases (Fugitives)	0.00	0.00	0.00	1.00	0.00	0.00	0.00	0.00
Project Emissions Increases	2.84	2.84	2.84	52.43	30.85	17.61	2.80	13686.70

Contemporaneous Decreases	PM	PM10	PM2.5	VOC	NOX	SO2	CO	GHG
<b>Tank D-1</b>								
Baseline Emissions	0.00	0.00	0.00	11.80	0.00	0.00	0.00	0.00
Future Allowable	0.00	0.00	0.00	9.16	0.00	0.00	0.00	0.00
Tank D-1 Creditable Decrease	0.00	0.00	0.00	-2.64	0.00	0.00	0.00	0.00
<b>Tank D-8F</b>								
Baseline Emissions	0.00	0.00	0.00	9.52	0.00	0.00	0.00	0.00
Projected Actual Emissions	0.00	0.00	0.00	6.07	0.00	0.00	0.00	0.00
Tank D-8F Creditable Decrease	0.00	0.00	0.00	-3.45	0.00	0.00	0.00	0.00
<b>Tank D-50</b>								
Baseline Emissions	0.00	0.00	0.00	8.65	0.00	0.00	0.00	0.00
Projected Actual Emissions	0.00	0.00	0.00	6.21	0.00	0.00	0.00	0.00
Tank D-50 Creditable Decrease	0.00	0.00	0.00	-2.44	0.00	0.00	0.00	0.00
<b>Tank D-55</b>								
Baseline Emissions	0.00	0.00	0.00	4.86	0.00	0.00	0.00	0.00
Projected Actual Emissions	0.00	0.00	0.00	4.06	0.00	0.00	0.00	0.00
Tank D-55 Creditable Decrease	0.00	0.00	0.00	-0.80	0.00	0.00	0.00	0.00
<b>Total Contemporaneous Decreases</b>	<b>0.00</b>	<b>0.00</b>	<b>0.00</b>	<b>-9.33</b>	<b>0.00</b>	<b>0.00</b>	<b>0.00</b>	<b>0.00</b>
Registered Credit	0.00	0.00	0.00	-4.80	0.00	0.00	0.00	0.00
<b>Total Decrease and Credits =</b>	<b>0.00</b>	<b>0.00</b>	<b>0.00</b>	<b>-14.13</b>	<b>0.00</b>	<b>0.00</b>	<b>0.00</b>	<b>0.00</b>
<b>Net Emissions Increase =</b>	<b>2.84</b>	<b>2.84</b>	<b>2.84</b>	<b>38.30</b>	<b>30.85</b>	<b>17.61</b>	<b>2.80</b>	<b>13686.70</b>

**Appendix A: Emission Calculations**

**Increase in PTE for existing units**

**Company Name:** Buckeye Terminal - Hammond  
**Address City IN Zip:** 2400 Michigan Street, Hammond, IN 46320  
**Permit Number:** 33196 and 33218  
**Pit ID:** 089-00239  
**Reviewer:** Ghassan Shalabi  
**Date:** 5/20/2013

Emission Unit ID	Modified Units		
	VOC PTE (tpy)		
	Prior to Modification	After Modification	Change
Railcar Loading Rack**	4189.42	3364.93	> 0
Truck Loading Rack**	1155.7	0.834	> 0
D-2*	7.3	11.83	4.53
D-3*	2.2	11.83	9.63
D-1**	16.732	9.16	> 0
D-8F**	10.256	6.07	> 0
D-50**	10.121	6.21	> 0
D-55**	5.554	4.06	> 0
<b>Total</b>	<b>42.663</b>	<b>25.5</b>	<b>&gt; 0</b>

\*PTE before Modification (From Permit 089-28597-00239)  
 \*\*PTE before Modification (From Permit 089-30229-00239)

	PM	PM10	PM2.5	VOC	NOx	SO2	CO	GHG	HAPS
	New Units (PTE)								
New tank (D-4)	0.00	0.00	0.00	6.77	0.00	0.00	0.00	0.00	0.51
VCU2 and VCU3 (combustion emissions)**	2.84	2.84	2.84	21.00	30.85	17.61	2.80	13686.70	2.23
Totals:	2.84	2.84	2.84	27.77	30.85	17.61	2.80	13686.70	2.74

	Uncontrolled PTE Modified Units								
Rail loading station									
Before	0.00	0.00	0.00	4189.43	0.00	0.00	0.00	0.00	0.00
After	0.00	0.00	0.00	3364.93	0.00	0.00	0.00	0.00	***
Change	0.00	0.00	0.00	-824.50	0.00	0.00	0.00	0.00	0.00

Truck loading station (cessation of ethanol loading capability)									
Before	0.00	0.00	0.00	1155.70	0.00	0.00	0.00	0.00	0.00
After	0.00	0.00	0.00	0.83	0.00	0.00	0.00	0.00	***
Change	0.00	0.00	0.00	-1154.87	0.00	0.00	0.00	0.00	0.00

Tank D-2 *									
Before	0.00	0.00	0.00	7.30	0.00	0.00	0.00	0.00	0.00
After	0.00	0.00	0.00	11.83	0.00	0.00	0.00	0.00	0.89
Change	0.00	0.00	0.00	4.53	0.00	0.00	0.00	0.00	0.89

Tank D-3 *									
Before	0.00	0.00	0.00	2.00	0.00	0.00	0.00	0.00	0.00
After	0.00	0.00	0.00	11.83	0.00	0.00	0.00	0.00	0.89
Change	0.00	0.00	0.00	9.83	0.00	0.00	0.00	0.00	0.89

\*PTE before Modification (From Permit 089-28597-00239)  
 \*\*PTE before Modification (From Permit 089-30229-00239)  
 \*\*\* HAPS emissions are included in the HAPs emissions from VCU2 and VCU3

## Appendix A: Emission Calculations

### HAPs emissions for the Source

**Company Name:** Buckeye Terminal - Hammond  
**Address City IN Zip:** 2400 Michigan Street, Hammond, IN 46320  
**Permit Number:** 33196 and 33218  
**Plt ID:** 089-00239  
**Reviewer:** Ghassan Shalabi  
**Date:** 5/20/2013

Total HAPs from all tanks permitted in Renewal (28597)	6.4 tpy
HAPs emission from units permitted SSM (30229)	
Tank D-2	0.55 tpy
Tank D-3	0.01 tpy
Truck Loading Rack	0.03 tpy
Rail Loading Rack	0.1 tpy
Piping and equipment	0.002 tpy
<b>Total HAPs emissions prior to issuance of 33196 and 33218</b>	<b>7.092 tpy</b>

**BUCKEYE AIR EMISSIONS INVENTORY**  
**East Hammond Terminal (BETE)**  
**Emission Summary**  
**ONLY USING PTE DATA [2013 PTE]**  
**Reporting Period (January 2012 to December 2012)**

Distillate Tank Number	VOC Emissions tons	Tank Cleaning VOC Emissions tons	Roof Landings VOC Emissions tons	Total VOC Emissions tons	2,2,4-TMP tons	Benzene tons	Cresol tons	Cumene tons	Ethyl-benzene tons	Hexane tons	MTBE tons	Naphthalene tons	Phenol tons	Styrene tons	Toluene tons	Xylenes tons	HAP Emissions tons
D-87	0.0000	0.0000	0.0000	0.0000	0.0000	0.0000	0.0000	0.0000	0.0000	0.0000	0.0000	0.0000	0.0000	0.0000	0.0000	0.0000	0.0000
D-82	0.0000	0.0000	0.0000	0.0000	0.0000	0.0000	0.0000	0.0000	0.0000	0.0000	0.0000	0.0000	0.0000	0.0000	0.0000	0.0000	0.0000
D-75	0.0000	0.0000	0.0000	0.0000	0.0000	0.0000	0.0000	0.0000	0.0000	0.0000	0.0000	0.0000	0.0000	0.0000	0.0000	0.0000	0.0000
D-74	0.0000	0.0000	0.0000	0.0000	0.0000	0.0000	0.0000	0.0000	0.0000	0.0000	0.0000	0.0000	0.0000	0.0000	0.0000	0.0000	0.0000
D-52	0.0000	0.0000	0.0000	0.0000	0.0000	0.0000	0.0000	0.0000	0.0000	0.0000	0.0000	0.0000	0.0000	0.0000	0.0000	0.0000	0.0000
D-51	0.0000	0.0000	0.0000	0.0000	0.0000	0.0000	0.0000	0.0000	0.0000	0.0000	0.0000	0.0000	0.0000	0.0000	0.0000	0.0000	0.0000
D-13	0.0000	0.0000	0.0000	0.0000	0.0000	0.0000	0.0000	0.0000	0.0000	0.0000	0.0000	0.0000	0.0000	0.0000	0.0000	0.0000	0.0000
D-85	0.0000	0.0000	0.0000	0.0000	0.0000	0.0000	0.0000	0.0000	0.0000	0.0000	0.0000	0.0000	0.0000	0.0000	0.0000	0.0000	0.0000
D-84	0.0000	0.0000	0.0000	0.0000	0.0000	0.0000	0.0000	0.0000	0.0000	0.0000	0.0000	0.0000	0.0000	0.0000	0.0000	0.0000	0.0000
D-57	0.0000	0.0000	0.0000	0.0000	0.0000	0.0000	0.0000	0.0000	0.0000	0.0000	0.0000	0.0000	0.0000	0.0000	0.0000	0.0000	0.0000
Gasoline Ethanol Transmix Tank Number	VOC Emissions tons	Tank Cleaning VOC Emissions tons	Roof Landings VOC Emissions tons	Total VOC Emissions tons	2,2,4-TMP tons	Benzene tons	Cresol tons	Cumene tons	Ethyl-benzene tons	Hexane tons	MTBE tons	Naphthalene tons	Phenol tons	Styrene tons	Toluene tons	Xylenes tons	HAP Emissions tons
D-86	0.0000	0.0000	0.0000	0.0000	0.0000	0.0000	0.0000	0.0000	0.0000	0.0000	0.0000	0.0000	0.0000	0.0000	0.0000	0.0000	0.0000
D-80	0.0000	0.0000	0.0000	0.0000	0.0000	0.0000	0.0000	0.0000	0.0000	0.0000	0.0000	0.0000	0.0000	0.0000	0.0000	0.0000	0.0000
D-73	0.0000	0.0000	0.0000	0.0000	0.0000	0.0000	0.0000	0.0000	0.0000	0.0000	0.0000	0.0000	0.0000	0.0000	0.0000	0.0000	0.0000
D-72	0.0000	0.0000	0.0000	0.0000	0.0000	0.0000	0.0000	0.0000	0.0000	0.0000	0.0000	0.0000	0.0000	0.0000	0.0000	0.0000	0.0000
D-50	4.3804	0.0000	1.8490	6.2094	0.0592	0.0398	0.0000	0.0010	0.0038	0.2748	0.0186	0.0000	0.0000	0.0055	0.0523	0.0146	0.4688
D-12S	0.0000	0.0000	0.0000	0.0000	0.0000	0.0000	0.0000	0.0000	0.0000	0.0000	0.0000	0.0000	0.0000	0.0000	0.0000	0.0000	0.0000
D-1	5.5288	0.0000	3.6328	9.1594	0.0873	0.0573	0.0000	0.0014	0.0058	0.4055	0.0275	0.0001	0.0000	0.0081	0.0771	0.0215	0.5916
D-83	0.0000	0.0000	0.0000	0.0000	0.0000	0.0000	0.0000	0.0000	0.0000	0.0000	0.0000	0.0000	0.0000	0.0000	0.0000	0.0000	0.0000
D-55	3.5254	0.0000	0.5361	4.0615	0.0387	0.0254	0.0000	0.0006	0.0026	0.1798	0.0122	0.0000	0.0000	0.0036	0.0342	0.0095	0.3067
D-3	8.1949	0.0000	3.6328	11.8278	0.1127	0.0740	0.0000	0.0019	0.0075	0.5237	0.0355	0.0001	0.0000	0.0104	0.0998	0.0278	0.8931
D-2	8.1949	0.0000	3.6328	11.8278	0.1127	0.0740	0.0000	0.0019	0.0075	0.5237	0.0355	0.0001	0.0000	0.0104	0.0998	0.0278	0.8931
D-8F	4.2210	0.0000	1.8490	6.0700	0.0579	0.0380	0.0000	0.0009	0.0038	0.2888	0.0182	0.0000	0.0000	0.0054	0.0511	0.0143	0.4584
NEW TANK	4.8288	0.0000	1.8450	6.7738	0.0646	0.0424	0.0000	0.0011	0.0043	0.2999	0.0203	0.0000	0.0000	0.0060	0.0570	0.0159	0.5115
Additives and Other Tanks Number	VOC Emissions tons	Tank Cleaning VOC Emissions tons	Roof Landings VOC Emissions tons	Total VOC Emissions tons	2,2,4-TMP tons	Benzene tons	Cresol tons	Cumene tons	Ethyl-benzene tons	Hexane tons	MTBE tons	Naphthalene tons	Phenol tons	Styrene tons	Toluene tons	Xylenes tons	HAP Emissions tons
No Activity																	
Distillate/Crude Loading	VOC Emissions tons	Fugitive Emissions tons	Total VOC Emissions tons	2,2,4-TMP tons	Benzene tons	Cresol tons	Cumene tons	Ethyl-benzene tons	Hexane tons	MTBE tons	Naphthalene tons	Phenol tons	Styrene tons	Toluene tons	Xylenes tons	HAP Emissions tons	
Truck Rack	0.0000	0.0000	0.0000	0.0000	0.0000	0.0000	0.0000	0.0000	0.0000	0.0000	0.0000	0.0000	0.0000	0.0000	0.0000	0.0000	0.0000
Rail Rack	20.9960	0.0000	20.9960	0.0686	0.6285	0.0008	0.0407	0.2036	0.6250	0.0000	0.0167	0.0029	0.0000	0.4286	0.2131	2.2328	
Gasoline Ethanol Transmix Loading	VOC Emissions tons	Fugitive Emissions tons	Total VOC Emissions tons	2,2,4-TMP tons	Benzene tons	Cresol tons	Cumene tons	Ethyl-benzene tons	Hexane tons	MTBE tons	Naphthalene tons	Phenol tons	Styrene tons	Toluene tons	Xylenes tons	HAP Emissions tons	
No Activity																	
Other Activity	Total VOC Emissions tons	2,2,4-TMP tons	Benzene tons	Cresol tons	Cumene tons	Ethyl-benzene tons	Hexane tons	MTBE tons	Naphthalene tons	Phenol tons	Styrene tons	Toluene tons	Xylenes tons	HAP Emissions tons			
Fugitives	0.5294	0.0000	0.0000	0.0000	0.0000	0.0000	0.0000	0.0000	0.0000	0.0000	0.0000	0.0000	0.0000	0.0000			
Source Emissions	Tank Cleaning VOC Emissions	Roof Landings VOC Emissions	Total VOC Emissions	2,2,4-TMP tons	Benzene tons	Cresol tons	Cumene tons	Ethyl-benzene tons	Hexane tons	MTBE tons	Naphthalene tons	Phenol tons	Styrene tons	Toluene tons	Xylenes tons	HAP Emissions tons	
TOTAL tons	68.3773	0.0000	17.9776	77.4549	0.6017	0.9782	0.0098	0.0496	0.2451	3.1614	0.1676	0.0170	0.0030	0.0493	0.8976	0.3446	6.4561







**BUCKEYE AIR EMISSIONS INVENTORY**  
**East Hammond Terminal (BETEH)**  
**Tank Throughput Emissions**  
**ONLY USING PTE DATA [2013 PTE]**  
**Reporting Period (January 2012 to December 2012)**

**Tank Operations Overview**

**Gasoline - RVP 15 - Default HAP Profile**

Tank Name	Status <sup>1</sup>	Throughput Amount (gals)	VOC Emissions tons	2,2,4-TMP (wt%) 0.95315 tons	Benzene (wt%) 0.62639 tons	Cresol (wt%) 6.52e-05 tons	Cumene (wt%) 0.01565 tons	Ethyl-benzene (wt%) 0.06313 tons	Hexane (wt%) 4.42761 tons	MTBE (wt%) 0.3 tons	Naphthalene (wt%) 0.00055 tons	Phenol (wt%) 0.00011 tons	Styrene (wt%) 0.08817 tons	Toluene (wt%) 0.84213 tons	Xylenes (wt%) 0.23501 tons	HAP Emissions tons
D-2		1,826,000,000	8.1949	0.0781	0.0513	0.0000	0.0013	0.0052	0.3628	0.0246	0.0000	0.0000	0.0072	0.0690	0.0193	0.6188
		Standing Losses	7.0822	0.0675	0.0443	0.0000	0.0011	0.0045	0.3136	0.0212	0.0000	0.0000	0.0062	0.0596	0.0166	0.5348
		Working Losses	1.1127	0.0106	0.0070	0.0000	0.0002	0.0007	0.0493	0.0033	0.0000	0.0000	0.0010	0.0094	0.0026	0.0640

**Gasoline - Default HAP Profile**

Tank Name	Status <sup>1</sup>	Throughput Amount (gals)	VOC Emissions tons	2,2,4-TMP (wt%) 0.95315 tons	Benzene (wt%) 0.62639 tons	Cresol (wt%) 0.000652 tons	Cumene (wt%) 0.01565 tons	Ethyl-benzene (wt%) 0.06313 tons	Hexane (wt%) 4.42761 tons	MTBE (wt%) 0.3 tons	Naphthalene (wt%) 0.00055 tons	Phenol (wt%) 0.00011 tons	Styrene (wt%) 0.08817 tons	Toluene (wt%) 0.84213 tons	Xylenes (wt%) 0.23501 tons	HAP Emissions tons
D-1	Active	1,064,583,333	2.6393	0.0271	0.0179	0.0000	0.0004	0.0018	0.1257	0.0085	0.0000	0.0000	0.0025	0.0239	0.0067	0.2144
		Standing Losses	2.1674	0.0207	0.0136	0.0000	0.0003	0.0014	0.0960	0.0065	0.0000	0.0000	0.0019	0.0193	0.0051	0.1637
		Working Losses	0.6719	0.0064	0.0042	0.0000	0.0001	0.0004	0.0297	0.0020	0.0000	0.0000	0.0006	0.0057	0.0016	0.0507
D-50	Active	1,064,583,333	2.3073	0.0220	0.0144	0.0000	0.0004	0.0015	0.1022	0.0068	0.0000	0.0000	0.0020	0.0194	0.0054	0.1742
		Standing Losses	1.3319	0.0127	0.0083	0.0000	0.0002	0.0008	0.0590	0.0040	0.0000	0.0000	0.0012	0.0112	0.0031	0.1006
		Working Losses	0.9754	0.0093	0.0061	0.0000	0.0002	0.0006	0.0432	0.0029	0.0000	0.0000	0.0009	0.0082	0.0023	0.0737
D-8F	Active	1,064,583,333	2.2982	0.0213	0.0140	0.0000	0.0004	0.0014	0.0891	0.0067	0.0000	0.0000	0.0020	0.0189	0.0053	0.1690
		Standing Losses	1.2628	0.0120	0.0079	0.0000	0.0002	0.0006	0.0559	0.0038	0.0000	0.0000	0.0011	0.0106	0.0030	0.0954
		Working Losses	0.9754	0.0093	0.0061	0.0000	0.0002	0.0006	0.0432	0.0029	0.0000	0.0000	0.0009	0.0082	0.0023	0.0737

**Gasoline - RVP 15 - Default HAP Profile**

Tank Name	Status <sup>1</sup>	Throughput Amount (gals)	VOC Emissions tons	2,2,4-TMP (wt%) 0.95315 tons	Benzene (wt%) 0.62639 tons	Cresol (wt%) 6.52e-05 tons	Cumene (wt%) 0.01565 tons	Ethyl-benzene (wt%) 0.06313 tons	Hexane (wt%) 4.42761 tons	MTBE (wt%) 0.3 tons	Naphthalene (wt%) 0.00055 tons	Phenol (wt%) 0.00011 tons	Styrene (wt%) 0.08817 tons	Toluene (wt%) 0.84213 tons	Xylenes (wt%) 0.23501 tons	HAP Emissions tons
D-1	Active	780,416,667	2.6875	0.0256	0.0168	0.0000	0.0004	0.0017	0.1190	0.0081	0.0000	0.0000	0.0024	0.0226	0.0063	0.2029
		Standing Losses	2.2074	0.0210	0.0138	0.0000	0.0003	0.0014	0.0977	0.0066	0.0000	0.0000	0.0019	0.0186	0.0052	0.1667
		Working Losses	0.4799	0.0046	0.0030	0.0000	0.0001	0.0003	0.0212	0.0014	0.0000	0.0000	0.0004	0.0040	0.0011	0.0362
D-3	Active	1,826,000,000	8.1949	0.0781	0.0513	0.0000	0.0013	0.0052	0.3628	0.0246	0.0000	0.0000	0.0072	0.0690	0.0193	0.6188
		Standing Losses	7.0822	0.0675	0.0443	0.0000	0.0011	0.0045	0.3136	0.0212	0.0000	0.0000	0.0062	0.0596	0.0166	0.5348
		Working Losses	1.1127	0.0106	0.0070	0.0000	0.0002	0.0007	0.0493	0.0033	0.0000	0.0000	0.0010	0.0094	0.0026	0.0640
D-50	Active	780,416,667	2.0531	0.0196	0.0128	0.0000	0.0003	0.0013	0.0909	0.0062	0.0000	0.0000	0.0018	0.0173	0.0048	0.1550
		Standing Losses	1.3564	0.0129	0.0085	0.0000	0.0002	0.0009	0.0601	0.0041	0.0000	0.0000	0.0012	0.0114	0.0032	0.1024
		Working Losses	0.6967	0.0066	0.0044	0.0000	0.0001	0.0004	0.0308	0.0021	0.0000	0.0000	0.0006	0.0059	0.0016	0.0526
D-8F	Active	780,416,667	1.9828	0.0189	0.0124	0.0000	0.0003	0.0013	0.0878	0.0059	0.0000	0.0000	0.0017	0.0167	0.0047	0.1487
		Standing Losses	1.2861	0.0123	0.0080	0.0000	0.0002	0.0008	0.0569	0.0039	0.0000	0.0000	0.0011	0.0108	0.0030	0.0871
		Working Losses	0.6967	0.0066	0.0044	0.0000	0.0001	0.0004	0.0308	0.0021	0.0000	0.0000	0.0006	0.0059	0.0016	0.0526
NEW TANK	Active	1,826,000,000	4.8298	0.0460	0.0302	0.0000	0.0008	0.0030	0.2138	0.0145	0.0000	0.0000	0.0043	0.0407	0.0113	0.3645
		Standing Losses	3.2763	0.0312	0.0205	0.0000	0.0005	0.0021	0.1451	0.0098	0.0000	0.0000	0.0029	0.0275	0.0077	0.2474
		Working Losses	1.5525	0.0148	0.0097	0.0000	0.0002	0.0010	0.0687	0.0047	0.0000	0.0000	0.0014	0.0131	0.0038	0.1172

**Gasoline - Default HAP Profile**

Tank Name	Status <sup>1</sup>	Throughput Amount (gals)	VOC Emissions tons	2,2,4-TMP (wt%) 0.95315 tons	Benzene (wt%) 0.62639 tons	Cresol (wt%) 0.000652 tons	Cumene (wt%) 0.01565 tons	Ethyl-benzene (wt%) 0.06313 tons	Hexane (wt%) 4.42761 tons	MTBE (wt%) 0.3 tons	Naphthalene (wt%) 0.00055 tons	Phenol (wt%) 0.00011 tons	Styrene (wt%) 0.08817 tons	Toluene (wt%) 0.84213 tons	Xylenes (wt%) 0.23501 tons	HAP Emissions tons
D-55	OOS - Unknown	1,064,583,333	1.9909	0.0190	0.0125	0.0000	0.0003	0.0013	0.0881	0.0060	0.0000	0.0000	0.0018	0.0168	0.0047	0.1503
		Standing Losses	0.3696	0.0035	0.0023	0.0000	0.0001	0.0002	0.0164	0.0011	0.0000	0.0000	0.0003	0.0031	0.0009	0.0279
		Working Losses	1.6213	0.0155	0.0101	0.0000	0.0003	0.0010	0.0718	0.0049	0.0000	0.0000	0.0014	0.0137	0.0038	0.1224

**Gasoline - RVP 15 - Default HAP Profile**

Tank Name	Status <sup>1</sup>	Throughput Amount (gals)	VOC Emissions tons	2,2,4-TMP (wt%) 0.95315 tons	Benzene (wt%) 0.62639 tons	Cresol (wt%) 6.52e-05 tons	Cumene (wt%) 0.01565 tons	Ethyl-benzene (wt%) 0.06313 tons	Hexane (wt%) 4.42761 tons	MTBE (wt%) 0.3 tons	Naphthalene (wt%) 0.00055 tons	Phenol (wt%) 0.00011 tons	Styrene (wt%) 0.08817 tons	Toluene (wt%) 0.84213 tons	Xylenes (wt%) 0.23501 tons	HAP Emissions tons
D-55	OOS - Unknown	780,416,667	1.5345	0.0146	0.0096	0.0000	0.0002	0.0010	0.0679	0.0046	0.0000	0.0000	0.0014	0.0129	0.0036	0.1159
		Standing Losses	0.3764	0.0036	0.0024	0.0000	0.0001	0.0002	0.0167	0.0011	0.0000	0.0000	0.0003	0.0032	0.0009	0.0284
		Working Losses	1.1581	0.0110	0.0072	0.0000	0.0002	0.0007	0.0513	0.0035	0.0000	0.0000	0.0010	0.0098	0.0027	0.0874
<b>Totals:</b>		<b>12,774,999,997,2000</b>	<b>38.8520</b>	<b>0.3703</b>	<b>0.2430</b>	<b>0.0001</b>	<b>0.0061</b>	<b>0.0245</b>	<b>1.7202</b>	<b>0.1186</b>	<b>0.0002</b>	<b>0.0000</b>	<b>0.0343</b>	<b>0.3272</b>	<b>0.0913</b>	<b>2.9338</b>

**Tank Operations Breakdown<sup>2</sup>**

Tank Name	Status <sup>1</sup>	Throughput Amount (gals)	VOC Emissions tons	2,2,4-TMP (wt%) 0.95315 tons	Benzene (wt%) 0.62639 tons	Cresol (wt%) 6.52e-05 tons	Cumene (wt%) 0.01565 tons	Ethyl-benzene (wt%) 0.06313 tons	Hexane (wt%) 4.42761 tons	MTBE (wt%) 0.3 tons	Naphthalene (wt%) 0.00055 tons	Phenol (wt%) 0.00011 tons	Styrene (wt%) 0.08817 tons	Toluene (wt%) 0.84213 tons	Xylenes (wt%) 0.23501 tons	HAP Emissions tons
-----------	---------------------	--------------------------	--------------------	------------------------------	----------------------------	----------------------------	---------------------------	----------------------------------	---------------------------	---------------------	--------------------------------	---------------------------	----------------------------	----------------------------	----------------------------	--------------------

**D-1 - Allentech Low-E HC**

Throughput Month	Throughput Amount (gals)	Max Volume (gals)	Product	Standing Losses tons	Working Losses tons	Rim Seal Losses tons	Withdrawal Losses tons	Deck Fitting Losses tons	Deck Seam Losses tons	Total Losses tons
Dec 2012	152,083,333	0	Gasoline	0.0000	0.0000	0.0299	0.0960	0.2928	0.0416	0.4302
Nov 2012	152,083,333	0	Gasoline - RVP 15	0.0000	0.0000	0.0349	0.0960	0.3087	0.0486	0.4861
Oct 2012	152,083,333	0	Gasoline - RVP 15	0.0000	0.0000	0.0409	0.0960	0.3595	0.0570	0.5533
Sep 2012	152,083,333	0	Gasoline - RVP 15	0.0000	0.0000	0.0475	0.0960	0.4179	0.0882	0.6275
Aug 2012	152,083,333	0	Gasoline	0.0000	0.0000	0.0273	0.0960	0.2401	0.0380	0.4014
Jul 2012	152,083,333	0	Gasoline	0.0000	0.0000	0.0279	0.0960	0.2456	0.0389	0.4084
Jun 2012	152,083,333	0	Gasoline	0.0000	0.0000	0.0286	0.0960	0.2344	0.0371	0.3942
May 2012	152,083,333	0	Gasoline	0.0000	0.0000	0.0239	0.0960	0.2106	0.0334	0.3639
Apr 2012	152,083,333	0	Gasoline - RVP 15	0.0000	0.0000	0.0396	0.0960	0.3498	0.0553	0.5397
Mar 2012	152,083,333	0	Gasoline - RVP 15	0.0000	0.0000	0.0344	0.0960	0.3024	0.0479	0.4807
Feb 2012	152,083,333	0	Gasoline	0.0000	0.0000	0.0298	0.0960	0.2825	0.0416	0.4299
Jan 2012	152,083,333	0	Gasoline	0.0000	0.0000	0.0282	0.0960	0.2479	0.0393	0.4113

**D-2 - IFRT**

Throughput Month	Throughput Amount (gals)	Max Volume (gals)	Product	Standing Losses tons	Working Losses tons	Rim Seal Losses tons	Withdrawal Losses tons	Deck Fitting Losses tons	Deck Seam Losses tons	Total Losses tons
Dec 2012	152,083,333	0	Gasoline - RVP 15	0.0000	0.0000	0.0299	0.0927	0.1280	0.2753	0.5259
Nov 2012	152,083,333	0	Gasoline - RVP 15	0.0000	0.0000	0.0349	0.0927	0.1493	0.3213	0.5982
Oct 2012	152,083,333	0	Gasoline - RVP 15	0.0000	0.0000	0.0409	0.0927	0.1750	0.3767	0.6853
Sep 2012	152,083,333	0	Gasoline - RVP 15	0.0000	0.0000	0.0475	0.0927	0.2035	0.4378	0.7815
Aug 2012	152,083,333	0	Gasoline - RVP 15	0.0000	0.0000	0.0526	0.0927	0.2256	0.4854	0.8583
Jul 2012	152,083,333	0	Gasoline - RVP 15	0.0000	0.0000	0.0541	0.0927	0.2317	0.4987	0.8772
Jun 2012	152,083,333	0	Gasoline - RVP 15	0.0000	0.0000	0.0512	0.0927	0.2194	0.4720	0.8353
May 2012	152,083,333	0	Gasoline - RVP 15	0.0000	0.0000	0.0453	0.0927	0.1940	0.4174	0.7494
Apr 2012	152,083,333	0	Gasoline - RVP 15	0.0000	0.0000	0.0398	0.0927	0.1699	0.3855	0.6677
Mar 2012	152,083,333	0	Gasoline - RVP 15	0.0000	0.0000	0.0344	0.0927	0.1473	0.3189	0.5912
Feb 2012	152,083,333	0	Gasoline - RVP 15	0.0000	0.0000	0.0298	0.0927	0.1278	0.2751	0.5255
Jan 2012	152,083,333	0	Gasoline - RVP 15	0.0000	0.0000	0.0282	0.0927	0.1207	0.2597	0.5014

**D-3 - IFRT**

Throughput Month	Throughput Amount (gals)	Max Volume (gals)	Product	Standing Losses tons	Working Losses tons	Rim Seal Losses tons	Withdrawal Losses tons	Deck Fitting Losses tons	Deck Seam Losses tons	Total Losses tons
Dec 2012	152,083,333	0	Gasoline - RVP 15	0.0000	0.0000	0.0299	0.0927	0.1280	0.2753	0.5259
Nov 2012	152,083,333	0	Gasoline - RVP 15	0.0000	0.0000	0.0349	0.0927	0.1493	0.3213	0.5982
Oct 2012	152,083,333	0	Gasoline - RVP 15	0.0000	0.0000	0.0409	0.0927	0.1750	0.3767	0.6853
Sep 2012	152,083,333	0	Gasoline - RVP 15	0.0000	0.0000	0.0475	0.0927	0.2035	0.4378	0.7815
Aug 2012	152,083,333	0	Gasoline - RVP 15	0.0000	0.0000	0.0526	0.0927	0.2256	0.4854	0.8583
Jul 2012	152,083,333	0	Gasoline - RVP 15	0.0000	0.0000	0.0541	0.0927	0.2317	0.4987	0.8772
Jun 2012	152,083,333	0	Gasoline - RVP 15	0.0000	0.0000	0.0512	0.0927	0.2194	0.4720	0.8353
May 2012	152,083,333	0	Gasoline - RVP 15	0.0000	0.0000	0.0453	0.0927	0.1940	0.4174	0.7494
Apr 2012	152,083,333	0	Gasoline - RVP 15	0.0000	0.0000	0.0398	0.0927	0.1699	0.3855	0.6677
Mar 2012	152,083,333	0	Gasoline - RVP 15	0.0000	0.0000	0.0344	0.0927	0.1473	0.3189	0.5912
Feb 2012	152,083,333	0	Gasoline - RVP 15	0.0000	0.0000	0.0298	0.0927	0.1278	0.2751	0.5255
Jan 2012	152,083,333	0	Gasoline - RVP 15	0.0000	0.0000	0.0282	0.0927	0.1207	0.2597	0.5014

**D-50 - Steel Deck with Welded Legs**

Throughput Month	Throughput Amount (gals)	Max Volume (gals)	Product	Standing Losses tons	Working Losses tons	Rim Seal Losses tons	Withdrawal Losses tons	Deck Fitting Losses tons	Deck Seam Losses tons	Total Losses tons
Dec 2012	152,083,333	0	Gasoline	0.0000	0.0000	0.0213	0.1393	0.1841	0.0000	0.3447
Nov 2012	152,083,333	0	Gasoline - RVP 15	0.0000	0.0000	0.0249	0.1393	0.2149	0.0000	0.3791
Oct 2012	152,083,333	0	Gasoline - RVP 15	0.0000	0.0000	0.0291	0.1393	0.2519	0.0000	0.4203
Sep 2012	152,083,333	0	Gasoline - RVP 15	0.0000	0.0000	0.0339	0.1393	0.2928	0.0000	0.4680
Aug 2012	152,083,333	0	Gasoline	0.0000	0.0000	0.0195	0.1393	0.1682	0.0000	0.3270
Jul 2012	152,083,333	0	Gasoline	0.0000	0.0000	0.0189	0.1393	0.1721	0.0000	0.3314
Jun 2012	152,083,333	0	Gasoline	0.0000	0.0000	0.0190	0.1393	0.1642	0.0000	0.3226
May 2012	152,083,333	0	Gasoline	0.0000	0.0000	0.0171	0.1393	0.1475	0.0000	0.3040
Apr 2012	152,083,333	0	Gasoline - RVP 15	0.0000	0.0000	0.0283	0.1393	0.2444	0.0000	0.4120
Mar 2012	152,083,333	0	Gasoline - RVP 15	0.0000	0.0000	0.0245	0.1393	0.2119	0.0000	0.3757
Feb 2012	152,083,333	0	Gasoline	0.0000	0.0000	0.0213	0.1393	0.1839	0.0000	0.3445
Jan 2012	152,083,333	0	Gasoline	0.0000	0.0000	0.0201	0.1393	0.1737	0.0000	0.3331

**D-55 - Discus IFR**

Throughput Month	Throughput Amount (gals)	Max Volume (gals)	Product	Standing Losses tons	Working Losses tons	Rim Seal Losses tons	Withdrawal Losses tons	Deck Fitting Losses tons	Deck Seam Losses tons	Total Losses tons
Dec 2012	152,083,333	0	Gasoline	0.0000	0.0000	0.0115	0.2316	0.0455	0.0000	0.2866
Nov 2012	152,083,333	0	Gasoline - RVP 15	0.0000	0.0000	0.0134	0.2316	0.0531	0.0000	0.2981
Oct 2012	152,083,333	0	Gasoline - RVP 15	0.0000	0.0000	0.0157	0.2316	0.0623	0.0000	0.3096
Sep 2012	152,083,333	0	Gasoline - RVP 15	0.0000	0.0000	0.0182	0.2316	0.0724	0.0000	0.3223
Aug 2012	152,083,333	0	Gasoline	0.0000	0.0000	0.0105	0.2316	0.0416	0.0000	0.2837
Jul 2012	152,083,333	0	Gasoline	0.0000	0.0000	0.0107	0.2316	0.0426	0.0000	0.2849
Jun 2012	152,083,333	0	Gasoline	0.0000	0.0000	0.0102	0.2316	0.0406	0.0000	0.2825

May 2012	152,083,333	0	Gasoline	0.0000	0.0000	0.0092	0.2316	0.0965	0.0000	0.2773
Apr 2012	152,083,333	0	Gasoline - RVP 15	0.0000	0.0000	0.0152	0.2316	0.0604	0.0000	0.3073
Mar 2012	152,083,333	0	Gasoline - RVP 15	0.0000	0.0000	0.0132	0.2316	0.0524	0.0000	0.2972
Feb 2012	152,083,333	0	Gasoline	0.0000	0.0000	0.0115	0.2316	0.0455	0.0000	0.2886
Jan 2012	152,083,333	0	Gasoline	0.0000	0.0000	0.0108	0.2318	0.0429	0.0000	0.2854

**D-8F - Steel Deck with Welded Legs**

Throughput Month	Throughput Amount (gals)	Max Volume (gals)	Product	Standing Losses tons	Working Losses tons	Rim Seal Losses tons	Withdrawal Losses tons	Deck Fitting Losses tons	Deck Seam Losses tons	Total Losses tons
Dec 2012	152,083,333	0	Gasoline	0.0000	0.0000	0.0107	0.1393	0.1841	0.0000	0.3941
Nov 2012	152,083,333	0	Gasoline - RVP 15	0.0000	0.0000	0.0124	0.1393	0.2149	0.0000	0.3666
Oct 2012	152,083,333	0	Gasoline - RVP 15	0.0000	0.0000	0.0146	0.1393	0.2518	0.0000	0.4058
Sep 2012	152,083,333	0	Gasoline - RVP 15	0.0000	0.0000	0.0169	0.1393	0.2926	0.0000	0.4480
Aug 2012	152,083,333	0	Gasoline	0.0000	0.0000	0.0097	0.1393	0.1692	0.0000	0.3179
Jul 2012	152,083,333	0	Gasoline	0.0000	0.0000	0.0100	0.1393	0.1721	0.0000	0.3214
Jun 2012	152,083,333	0	Gasoline	0.0000	0.0000	0.0095	0.1393	0.1642	0.0000	0.3131
May 2012	152,083,333	0	Gasoline	0.0000	0.0000	0.0085	0.1393	0.1475	0.0000	0.2854
Apr 2012	152,083,333	0	Gasoline - RVP 15	0.0000	0.0000	0.0141	0.1393	0.2444	0.0000	0.3979
Mar 2012	152,083,333	0	Gasoline - RVP 15	0.0000	0.0000	0.0123	0.1393	0.2119	0.0000	0.3635
Feb 2012	152,083,333	0	Gasoline	0.0000	0.0000	0.0106	0.1393	0.1639	0.0000	0.3339
Jan 2012	152,083,333	0	Gasoline	0.0000	0.0000	0.0100	0.1393	0.1737	0.0000	0.3261

**NEW TANK - HC IFR**

Throughput Month	Throughput Amount (gals)	Max Volume (gals)	Product	Standing Losses tons	Working Losses tons	Rim Seal Losses tons	Withdrawal Losses tons	Deck Fitting Losses tons	Deck Seam Losses tons	Total Losses tons
Dec 2012	152,083,333	0	Gasoline - RVP 15	0.0000	0.0000	0.0219	0.1294	0.1562	0.0223	0.3297
Nov 2012	152,083,333	0	Gasoline - RVP 15	0.0000	0.0000	0.0255	0.1294	0.1623	0.0260	0.3632
Oct 2012	152,083,333	0	Gasoline - RVP 15	0.0000	0.0000	0.0299	0.1294	0.2137	0.0305	0.4035
Sep 2012	152,083,333	0	Gasoline - RVP 15	0.0000	0.0000	0.0347	0.1294	0.2495	0.0354	0.4480
Aug 2012	152,083,333	0	Gasoline - RVP 15	0.0000	0.0000	0.0385	0.1294	0.2754	0.0383	0.4826
Jul 2012	152,083,333	0	Gasoline - RVP 15	0.0000	0.0000	0.0396	0.1294	0.2830	0.0404	0.4923
Jun 2012	152,083,333	0	Gasoline - RVP 15	0.0000	0.0000	0.0375	0.1294	0.2679	0.0382	0.4729
May 2012	152,083,333	0	Gasoline - RVP 15	0.0000	0.0000	0.0331	0.1294	0.2369	0.0338	0.4331
Apr 2012	152,083,333	0	Gasoline - RVP 15	0.0000	0.0000	0.0290	0.1294	0.2074	0.0296	0.3954
Mar 2012	152,083,333	0	Gasoline - RVP 15	0.0000	0.0000	0.0251	0.1294	0.1788	0.0257	0.3600
Feb 2012	152,083,333	0	Gasoline - RVP 15	0.0000	0.0000	0.0218	0.1294	0.1561	0.0223	0.3296
Jan 2012	152,083,333	0	Gasoline - RVP 15	0.0000	0.0000	0.0206	0.1294	0.1474	0.0210	0.3164
<b>Totals:</b>	<b>12,774,999,997,2800</b>			<b>0.0000</b>	<b>0.0000</b>	<b>4,586.2869</b>	<b>22,106.4835</b>	<b>31,165.4932</b>	<b>19,826.7958</b>	<b>77,703.9794</b>

1. Tank Status is listed as current status of the tank. Throughput from earlier months may still display if the tank is OOS by the end of the reporting period.  
 2. Tank Throughput Emission Breakdown of Details, Can Be Found in Attachment 1  
 3. VOC Emissions calculated from EPA's AP-42 method (Chapter 5.2 Transportation and Handling of Flammable Liquids)  
 4. Concentration of HAPs determined from w% of distillate, jet kerosene, and gasoline, Radon (1995)  
 5. Concentration of Distillate HAPs determined from Radon (1995) w% of jet kerosene for Bighway, Cessol, 2,2,4-TMP, Naphthalene and Phenol. Remainder of distillate HAPs determined from API Publication 1673, Table 3-1 (1998)  
 6. Monthly actual data used in emissions totals. Values shown for temperature and vapor pressure are annual averages. Results may vary slightly.

**BUCKEYE AIR EMISSIONS INVENTORY**  
**East Hammond Terminal (BETEH)**  
**Tank Roof Landing Emissions**  
**ONLY USING PTE DATA [2013 PTE]**  
**Reporting Period (January 2012 to December 2012)**

**Tank Roof Landings Overview**

**Gasoline - RVP 15 - Default HAP Profile**

Tank Number	Number Landings	VOC Emissions tons	2,2,4-TMP (wt%) 0.95315 tons	Benzene (wt%) 0.62538 tons	Cresol (wt%) 6.52e-05 tons	Cumene (wt%) 0.01565 tons	Ethyl-benzene (wt%) 0.06313 tons	Hexane (wt%) 4.42761 tons	MTBE (wt%) 0.3 tons	Naphthalene (wt%) 0.00055 tons	Phenol (wt%) 0.00011 tons	Styrene (wt%) 0.09817 tons	Toluene (wt%) 0.34213 tons	Xylenes (wt%) 0.23501 tons	HAP Emissions tons
D-1	1	3.6328	0.0346	0.0227	0.0000	0.0006	0.0023	0.1608	0.0109	0.0000	0.0000	0.0032	0.0306	0.0085	0.2743
D-2	1	3.6328	0.0346	0.0227	0.0000	0.0006	0.0023	0.1608	0.0109	0.0000	0.0000	0.0032	0.0306	0.0085	0.2743
D-3	1	3.6328	0.0346	0.0227	0.0000	0.0006	0.0023	0.1608	0.0109	0.0000	0.0000	0.0032	0.0306	0.0085	0.2743
D-50	1	1.8490	0.0176	0.0116	0.0000	0.0003	0.0012	0.0819	0.0055	0.0000	0.0000	0.0016	0.0156	0.0043	0.1396
D-55	1	0.5361	0.0051	0.0034	0.0000	0.0001	0.0003	0.0237	0.0016	0.0000	0.0000	0.0005	0.0045	0.0013	0.0405
D-8F	1	1.8490	0.0176	0.0116	0.0000	0.0003	0.0012	0.0819	0.0055	0.0000	0.0000	0.0016	0.0156	0.0043	0.1396
NEWTANK	1	1.9450	0.0185	0.0122	0.0000	0.0003	0.0012	0.0961	0.0058	0.0000	0.0000	0.0017	0.0164	0.0046	0.1469
<b>Totals:</b>	<b>7</b>	<b>17.0776</b>	<b>0.1628</b>	<b>0.1058</b>	<b>0.0000</b>	<b>0.0027</b>	<b>0.0108</b>	<b>0.7561</b>	<b>0.0512</b>	<b>0.0001</b>	<b>0.0000</b>	<b>0.0151</b>	<b>0.1438</b>	<b>0.0401</b>	<b>1.2895</b>

**Breakdown of Tank Landings**

Landing Date	Tank Name	Product In Tank	Roof Height (inches)	Days Idle	Product Left In Tank (ft)	Full Heel	Drain Dry	Standing Losses tons	Filling Losses tons	Total Losses tons
2012-07-15	D-8F	Gasoline - RVP 15	36	3	0	Yes	No	0.9669	0.8821	1.8490
2012-07-15	D-50	Gasoline - RVP 15	36	3	0	Yes	No	0.9669	0.8821	1.8490
2012-07-15	D-55	Gasoline - RVP 15	36	3	0	Yes	No	0.2804	0.2557	0.5361
2012-07-15	D-1	Gasoline - RVP 15	36	3	0	Yes	No	1.8998	1.7390	3.6328
2012-07-15	D-2	Gasoline - RVP 15	36	3	0	Yes	No	1.8998	1.7390	3.6328
2012-07-15	NEWTANK	Gasoline - RVP 15	36	3	0	Yes	No	1.0171	0.9279	1.9450
2012-07-15	D-3	Gasoline - RVP 15	36	3	0	Yes	No	1.8998	1.7390	3.6328

1. VOC Emissions calculated from EPA's AP-42 (revised) Chapter 6.2 Transportation and marketing of Petroleum Liquids.  
 2. Concentration of HAPs determined from wt% of distillate, jet kerosene, and gasoline, Radcan (1995)  
 3. Concentration of Distillate HAPs determined from Radcan (1995) wt% of jet kerosene for Biphenyl, Cresol, 2,2,4-TMP, Naphthalene and Phenol. Remainder of distillate HAPs determined from API Publication 1673, Table 3-1 (1996)  
 4. Monthly actual data used in emissions totals. Values shown for temperature and vapor pressure are annual averages. Results may vary slightly.

**BUCKEYE AIR EMISSIONS INVENTORY**  
**East Hammond Terminal (BETEH)**  
**Tank Cleaning Emissions**  
**ONLY USING PTE DATA [2013 PTE]**  
**Reporting Period (January 2012 to December 2012)**

**Tank Cleaning Operations**

There were no tank cleanings during this period

**Breakdown of Tank Cleaning Operations**

Cleaning Date	Tank Name	Product in Tank	Idle Cleaning Days	Height of Product (ft)	Sludge Remove Days	Sludge Depth (ft)	Standing Losses tons	Purge Losses tons	Sludge Remove Losses tons	Filling Losses tons	Total Losses tons
There were no tank cleanings during this period											

1. VOC Emissions calculated from EPA's AP-42 method (Chapter 9, Transportation and marketing of Petroleum Liquids)  
 2. Concentration of HAPs determined from W&S of distillate, jet kerosene, and gasoline, Radtka (1999)  
 3. Concentration of Diablate HAPs determined from Radtka (1995) W&S of jet kerosene for Biphanyl, Cresol, 2,2,4-TMP, Naphthalene and Phenol. Remainder of distillate HAPs determined from API Publication 1673, Table 3-1 (1999)  
 4. Monthly actual data used in emissions totals. Values shown for temperature and vapor pressure are annual averages. Results may vary slightly.

**BUCKEYE AIR EMISSIONS INVENTORY**  
**East Hammond Terminal (BETE)**  
**Transfer Rack Loading Operations**  
**ONLY USING PTE DATA [2013 PTE]**  
**Reporting Period (January 2012 to December 2012)**

**Transfer Rack Loading Operations VOC/HAP Emissions Overview**

Transfer Rack	Total Gallons Loaded	VOC Emissions Before Control tons	VOC Emissions After Control tons	2,2,4-TMP tons	Benzene tons	Cresol tons	Cumene tons	Ethylbenzene tons	Hexane tons	MTBE tons	Naphthalene tons	Phenol tons	Styrene tons	Toluene tons	Xylenes tons	HAPs Emissions tons
All Racks	1,865,000,000	3,365.7709	20.9960	0.0686	0.6285	0.0006	0.0407	0.2098	0.6250	0.0000	0.0167	0.0029	0.0000	0.4286	0.2131	2.2328

**VCU Combustion Emissions**

Transfer Rack	CO tons	CO2 tons	SO2 tons	PM tons	NOx tons	N2O tons	CH4 tons
All Racks	2.8047	13,686.6962	17.6132	2.8369	30.8476	0.0000	0.0001

**Breakdown of Loading Operations**

Crude - Shale Liquids Loading Operations - Default HAP Profile																	
Transfer Rack	Control Device	Gallons Loaded	VOC Emissions Before Control tons	VOC Emissions After Control tons	2,2,4-TMP (wt%) tons	Benzene (wt%) tons	Cresol (wt%) tons	Cumene (wt%) tons	Ethylbenzene (wt%) tons	Hexane (wt%) tons	MTBE (wt%) tons	Naphthalene (wt%) tons	Phenol (wt%) tons	Styrene (wt%) tons	Toluene (wt%) tons	Xylenes (wt%) tons	HAPs Emissions tons
Rail Rack	VAC (Rail)	1,685,000,000	3,384.9368	20.8292	0.0681	0.6249	0.0008	0.0404	0.2083	0.6249	0.0000	0.0166	0.0029	0.0000	0.4186	0.2083	2.2117
Distillate Fuel Oil No.2 Loading Operations - Default HAP Profile																	
Transfer Rack	Control Device	Gallons Loaded	VOC Emissions Before Control tons	VOC Emissions After Control tons	2,2,4-TMP (wt%) tons	Benzene (wt%) tons	Cresol (wt%) tons	Cumene (wt%) tons	Ethylbenzene (wt%) tons	Hexane (wt%) tons	MTBE (wt%) tons	Naphthalene (wt%) tons	Phenol (wt%) tons	Styrene (wt%) tons	Toluene (wt%) tons	Xylenes (wt%) tons	HAPs Emissions tons
Rail Rack	VCU (Rail)	300,000,000	0.8342	0.1668	0.0005	0.0036	0.0000	0.0003	0.0015	0.0002	0.0000	0.0001	0.0000	0.0000	0.0100	0.0049	0.0211

**VCU (Rail) (VCU) Control Efficiencies**

**Permitted (Default) Control Efficiencies**

Active Date	Product Type	Efficiency (%)	Efficiency (mg/l)
2012-01-01	Distillate	80	0

**Stack Test Control Efficiencies**

Active Date	Product Type	Efficiency (%)	Efficiency (mg/l)
-------------	--------------	----------------	-------------------

**VCU (truck) (VCU) Control Efficiencies**

**Permitted (Default) Control Efficiencies**

Active Date	Product Type	Efficiency (%)	Efficiency (mg/l)
-------------	--------------	----------------	-------------------

**Stack Test Control Efficiencies**

Active Date	Product Type	Efficiency (%)	Efficiency (mg/l)
-------------	--------------	----------------	-------------------

**VAC (Rail) (VCU) Control Efficiencies**

**Permitted (Default) Control Efficiencies**

Active Date	Product Type	Efficiency (%)	Efficiency (mg/l)
2012-01-01	Crude Oil	0	3

**Stack Test Control Efficiencies**

Active Date	Product Type	Efficiency (%)	Efficiency (mg/l)
-------------	--------------	----------------	-------------------

Note: Calculations use stack test control efficiencies when available. If no stack test control efficiency is available, the permitted efficiencies are used in the calculations.

- Conversion factor for Controlled Emissions
 

1000	mg/gram
454	gram/lb
3.785	L/gal
- AP-42 Method Chapter 5.3, Transportation and Marketing of Petroleum Liquids
- Formulae for when control efficiency is provided (Total Gallons Loaded) \* (Control Efficiency) / (Conversion Factor)



**BUCKEYE AIR EMISSIONS INVENTORY**  
**East Hammond Terminal (BETEH)**  
**Fugitive Emissions**  
**ONLY USING PTE DATA [2013 PTE]**  
**Reporting Period (January 2012 to December 2012)**

**Fugitive Equipment**

Fugitive Equipment	Light Devices	Heavy Devices	Gas Devices	VOC Emissions tons	2,2,4-TMP (wt%) tons	Benzene (wt%) tons	Cresol (wt%) tons	Cumene (wt%) tons	Ethylbenzene (wt%) tons	Hexane (wt%) tons	MTBE (wt%) tons	Naphthalene (wt%) tons	Phenol (wt%) tons	Styrene (wt%) tons	Toluene (wt%) tons	Xylenes (wt%) tons	HAPs Emissions tons	
Flanges	3,600	0	0	0.0629	0.0000	0.0000	0.0000	0.0000	0.0000	0.0000	0.0000	0.0000	0.0000	0.0000	0.0000	0.0000	0.0000	0.0000
Other	180	0	0	0.0754	0.0000	0.0000	0.0000	0.0000	0.0000	0.0000	0.0000	0.0000	0.0000	0.0000	0.0000	0.0000	0.0000	0.0000
Pumps	110	0	0	0.2050	0.0000	0.0000	0.0000	0.0000	0.0000	0.0000	0.0000	0.0000	0.0000	0.0000	0.0000	0.0000	0.0000	0.0000
Valves	4,400	0	0	0.1661	0.0000	0.0000	0.0000	0.0000	0.0000	0.0000	0.0000	0.0000	0.0000	0.0000	0.0000	0.0000	0.0000	0.0000
Racks				0.0000	0.0000	0.0000	0.0000	0.0000	0.0000	0.0000	0.0000	0.0000	0.0000	0.0000	0.0000	0.0000	0.0000	0.0000
<b>Totals:</b>	<b>4,1450</b>	<b>0.0000</b>	<b>0.0000</b>	<b>0.5294</b>	<b>0.0000</b>	<b>0.0000</b>	<b>0.0000</b>	<b>0.0000</b>	<b>0.0000</b>	<b>0.0000</b>	<b>0.0000</b>	<b>0.0000</b>	<b>0.0000</b>	<b>0.0000</b>	<b>0.0000</b>	<b>0.0000</b>	<b>0.0000</b>	<b>0.0000</b>

**Fugitive Factors Detail**

Fugitive Equipment	Factor Year	Light Devices lbs per hour	Heavy Devices lbs per hour	Gas Devices lbs per hour
Flanges	2012	0.000017	0.000017	0.000000
Loading Arm Valve	2012	0.000095	0.000095	0.000025
Other	2012	0.000287	0.000287	0.000285
Pumps	2012	0.001320	0.001320	0.000145
Valves	2012	0.000095	0.000095	0.000029

1. Fugitive emission factors determined from EPA procedure for Equipment Leak Emission Estimates (EPA 450/R-99-021) (Rev. 1995)  
 2. Concentration of HAPs determined from wt% of distillate, jet kerosene, and gasoline. Radzio (1995)  
 3. Concentration of Distillate HAPs determined from Radzio (1995) wt% of jet kerosene for Biphenyl, Cresol, 2,2,4-TMP, Naphthalene and Phenol. Remainder of distillate HAPs determined from API Publication 1673, Table 3-1 (1998)

**BUCKEYE AIR EMISSIONS INVENTORY  
 East Hammond Terminal (BETEh)  
 Boiler/VCU Fuel Usage & Emissions  
 ONLY USING PTE DATA [2013 PTE]  
 Reporting Period (January 2012 to December 2012)**

**Facility Boiler/VCU Fuel Emissions**

---

Totals:	0	0.0000	0.0000	0.0000	0.0000	0.0000	0.0000	0.0000	0.0000	0.0000	0.0000	0.0000	0.0000	0.0000	0.0000	0.0000	0.0000	0.0000	0.0000	0.0000
---------	---	--------	--------	--------	--------	--------	--------	--------	--------	--------	--------	--------	--------	--------	--------	--------	--------	--------	--------	--------

---

**Breakdown of Boiler Usage**

---

1. Combustion factors used for Fuel Oil derived from AP-42 Table 1.3-1 (Criteria Pollutant Emission Factors for Fuel Oil Combustion) September, 1998. SO<sub>2</sub> = 1678 lb/10E3gal where S = 1.5%
2. Combustion Emission factors used for Natural Gas derived from AP-42 Table 1.4-1 (Emission Factors for Nitrogen Oxides and Carbon Monoxide from Natural Gas Combustion), July 1998
3. Combustion factors used for Natural Gas derived from AP-42 Table 1.4-2 (Emission Factors for Criteria Pollutants and Greenhouse Gases from Natural Gas Combustion), July 1998
4. Emission factors used for Natural Gas derived from AP-42 Table 1.4-3 (Emission Factors for Speciated Organic Compounds from Natural Gas Combustion) July, 1998
5. Emission factors used for Fuel Oil derived from AP-42 Table 1.3-9 (Emission Factors for Speciated Organic Compounds from Fuel Oil Combustion) September, 1998

**BUCKEYE AIR EMISSIONS INVENTORY**  
**East Hammond Terminal (BETEH)**  
**Remediation Projects and Miscellaneous Emissions**  
**ONLY USING PTE DATA [2013 PTE]**  
**Reporting Period (January 2012 to December 2012)**

**Remediation Projects**

---

There were no remediation projects during this period

**Miscellaneous Emissions**

---

There were no miscellaneous emissions during this period

**Combustion Emissions from Other Sources**

---

There were no miscellaneous emissions during this period

- 1. Pipeline equipment fugitive emissions factors determined from EPA protocol for Equipment Leak Emissions Estimates (EPA-453/R-95-017), Nov. 1995
- 2. Other pipeline equipment fugitive emissions include scrapper traps, prover loops, sample sheds, strainers, etc.
- 3. VOC emissions from releases are considered to be the entire weight of the spilled material with was not recovered

**BUCKEYE AIR EMISSIONS INVENTORY**  
**East Hammond Terminal (BETEH)**  
**Physical Property & Calculation Information**  
**ONLY USING PTE DATA [2013 PTE]**


**Product Information**

Product	Type	Density	KC (AP42 Factor)	Mol Wt	VP Mol Wt	RVP	Coef A	Coef B	NOx (lb/gal scf)	CO (lb/gal scf)	SO2 (lb/gal scf)	PM (lb/gal scf)	CO2 (lb/gal scf)	N2O (lb/gal scf)	CH4 (lb/gal scf)
Asphalt	Other	7.9	1	387	190	0	20.7962	15032.54	0	0	0	0	0	0	0
Butane	Other	0	1	0	0	0	0	0	0.2153	0.3623	0	0	10.714	0.0003	0.0224
Condensate	Gasoline	6.0129	1	124.4	57.3	0	9.1521	3864.3	0	0	0	0	0	0	0
Crude - Stone Lignite	Crude oil	8	0.4	88	60	0.15	31.6	4937.9	0.055	0.005	0.0314	0.005058	24.4	0	0
Crude - Utica	Crude oil	6.7017	0.4	92	68	7	10.9379157	4894.773259	0.055	0.005	0.0314	0.005058	0	0	0
Crude Oil (RVP 5/8)	Crude oil	7.1	0.4	207	50	8	13.8221522	6560.865823	0.055	0.005	0.0314	0.005058	24.4	0	0
Denatured Ethanol (2% Gas)	Gasoline	6.38	1	48.86	48.86	2.1	12.71360301	8678.334053	0	0	0	0	0	0	0
Denatured Ethanol (5% Gas)	Gasoline	6.38	1	48.88	48.88	3.17	12.5446	8550.6381	0.0334	0.0834	0.00136	0.002	12.1	2e-05	0.00018
Diesel Additive	Other	6.1	1	130	130	0	17.881	11890.714	0	0	0	0	0	0	0
Distillate Fuel Oil No.2	Distillate	7.1	1	188	130	0.029	12.401	8907	0.02	0.005	0.0284	0.002	22.8	0.00018	0.00091
Distillate Fuel Oil No.2 (85F Flash)	Distillate	7.1	1	188	130	1.2	15.42387696	8518.826087	0.02	0.005	0.0284	0.002	0	0.00018	0.00018
Distillate Fuel Oil No.2 (HI VP)	Distillate	7.1	1	188	130	2.25	12.4202126	8473.813012	0	0	0	0	0	0	0
Gasoline	Gasoline	5.6	1	92	82	13.5	11.63212745	5015.715123	0.0334	0.0834	0.001136	0.002	19.5	0.00018	0.00091
Gasoline	Gasoline	5.6	1	92	67	9	11.76623519	5315.057883	0.0334	0.0834	0.001136	0.002	19.5	0.00018	0.00091
Gasoline	Gasoline	5.6	1	96	60.15	15	11.5968779333478	4937.83060603046	0.0334	0.0834	0.001136	0.002	19.5	0.00018	0.00091
Gasoline	Gasoline	5.6	1	92	66	10	11.72388567	5237.273368	0.0334	0.0834	0.001136	0.002	19.5	0.00018	0.00091
Gasoline	Gasoline	5.6	1	92	65	11.5	11.68120631	5134.091305	0.0334	0.0834	0.001136	0.002	19.5	0.00018	0.00091
Gasoline	Gasoline	5.6	1	92	68	7	11.8331	5500.5958	0.0334	0.0834	0.001136	0.002	19.5	0.00018	0.00091
Gasoline	Gasoline	5.6	1	92	69	6.9	11.83756356	5511.218562	0.0334	0.0834	0.001136	0.002	19.5	0.00018	0.00091
Gasoline	Gasoline	5.6	1	92	62	14	11.62099578	4988.865979	0.0334	0.0834	0.001136	0.002	19.5	0.00018	0.00091
Gasoline	Gasoline	5.6	1	92	63	12.5	11.6556	5072.5331	0.0334	0.0834	0.001136	0.002	19.5	0.00018	0.00091
Gasoline - RVP 12	Gasoline	5.6	1	92	64	12	11.66817935	5102.670915	0	0	0	0	0	0	0
Gasoline - RVP 10	Gasoline	5.6	1	96	60.15	15	11.5998779333478	4937.83060603046	0	0	0	0	0	0	0
Gasoline - RVP 7	Gasoline	5.6	1	92	68	7	11.8331	5500.5958	0	0	0	0	0	0	0
Gasoline Additive	Other	7.24	1	188	130	0	15.672	10210.88	0	0	0	0	0	0	0
Generic PCW	Other	6.25	1	143.18	68.114	7	11.09	5511.2	0	0	0	0	0	0	0
Jet Kerosene	Distillate	7	1	162	130	0.029	12.39	8933	0.0334	0.0834	0.0428	0.002	21.5	0	0
Jet Naphtha (JP-4)	Distillate	6.4	1	120	80	0	11.368	5784.3	0.02	0.005	0.0428	0.002	21.5	0	0
Kerosene Additive	Other	6.1	1	130	130	0	17.881	11890.714	0	0	0	0	0	0	0
Methanol	Other	6.63	1	32.04	32.04	0	0	0	0	0	0	0	0	0	0
Natural Gas	Other	0	1	0	0	0	0	0	0.0001	8.4e-05	6e-07	7.6e-06	0.12	2.2e-06	2.3e-06
No. 6 Fuel Oil	Distillate	7.9	1	387	190	0	10.104	10475	0.055	0.005	0.0314	0.005058	25	0.0002	0.00099
PCW - 99/1	Gasoline	8.29	1	18.136	18.02	0.75	12.51663364	7149.590127	0	0	0	0	0	0	0
Propane	Other	0	1	0	0	0	0	0	0.013	0.0075	1e-06	0.0007	12.5	0.00012	0.0006
Propylene	Other	0	1	0	0	0	0	0	0	0	0	0	0	0	0
Toluene	Other	7.261	1	92.13	82.13	0	18.4261	4497.7966	0	0	0	0	0	0	0
Transmix	Gasoline	5.6	1	68	68	7.4	11.833	5500.6	0.0334	0.0834	0.001136	0.002	19.5	18	0.00091
Transmix (1.82 RVP)	Gasoline	5.6	1	98	88	1.82	12.22593741	6447.660352	0	0	0	0	0	0	0
Transmix - (60G/84D Mix)	Gasoline	6.4	1	141.4	98.5	5.75	11.89336988	5645.821133	0	0	0	0	0	0	0
Transmix - (68G/82D Mix)	Gasoline	6.006	1	109.96	65.01	9.13	11.78184555	5304.470265	0	0	0	0	0	0	0
Transmix - (75G/25D Mix)	Gasoline	5.91	1	105.46	65	6.625	11.789	5346.5	0	0	0	0	0	0	0
Transmix - (75G/25D Mix)	Gasoline	5.91	1	105.46	65	11.25	11.688	5150.3	0	0	0	0	0	0	0
Transmix - (75G/25D Mix)	Gasoline	5.91	1	105.46	65	10.125	11.72	5228.1	0	0	0	0	0	0	0
Transmix - (75G/25D Mix)	Gasoline	5.91	1	105.46	65	6.75	11.844	5527.4	0	0	0	0	0	0	0
Water	Other	0	1	0	0	0	0	0	0	0	0	0	0	0	0

# Hughes Environmental Consulting, PLLC

8132 Buena Vista Drive

Denver, NC 28037



April 8, 2013

Manager, Technical Management Section  
Bureau of Air Quality Control  
State of South Carolina  
Department of Health and Environmental Control  
2600 Bull Street  
Columbia, SC 29201

RE: Emission Algorithm/Sample Calculations – Revised Submittal  
Air Permits: GCM-0200-0056 – Belton  
GCM-2060-0134 – Spartanburg  
GCM-0980-0014 – North Augusta

Dear Sirs:

Buckeye Terminals, LLC (Buckeye) owns and operates the petroleum bulk storage and distribution facilities operated under the above-referenced air permit numbers. Each of the above-referenced permits was issued on October 1, 2012.

As per Condition 6.3(2) Buckeye is required to algorithms and sample calculations illustrating the manner in which Hazardous Air Pollutants (HAP) and Volatile Organic Compound (VOC) emissions estimates are calculated.

Buckeye utilizes the United States Environmental Protection Agency's (USEPA's) TANKS 4.09d program to determine tank emissions based on monthly tank throughput, tank location, and tank design. The information from TANKS 4.09d is then used to speciate the HAPs based on the known composition of the material within the tanks.

Buckeye also utilizes the emission factors published by the USEPA in the Compilation of Air Pollutant Emission Factors AP-42 to calculate equipment and truck fugitives, in addition to truck loading emissions. The attached spreadsheets illustrate the actual emission calculations for the Belton, South Carolina terminal but are also representative of the calculations for the North Augusta and Spartanburg facilities. The attached spreadsheets correct a mistake that was contained in the spreadsheets submitted as part of the April 5, 2013 correspondence to your office.

hughes\_Maribeth@yahoo.com

704-999-3795

If you have any questions or require any additional information, please feel free to contact me at  
Hughes Maribeth@yahoo.com or at 704-999-3795

Sincerely,

A handwritten signature in cursive script that reads "Maribeth Hughes".

Maribeth D. Hughes

cc: Steve Poling – Buckeye



GASOLINE TRUCK LOADING RACK THROUGHPUT AND EMISSIONS

Loading Loss Type	Gallons Loaded	Control Efficiency mg/L	Conversion Factor	VOC Emissions (lbs/yr)	VOC Emissions (tons/yr)
Belton - Vapor Combustion Unit Emissions <sup>1</sup>	166,219.428	6.45	8.34E-06	8,941,441.7	4.47
Belton - Vapor Combustion Unit (Fugitives) <sup>3</sup>	166,219.428	9	8.34E-06	12,476,430.3	6.24
				21,418	10.71

DISTILLATE (AVIATION FUEL AND DIESEL) TRUCK LOADING RACK THROUGHPUT AND EMISSIONS

Loading Loss Type	Gallons Loaded <sup>2</sup>	Molecular Weight of Vapors (lb/lb-mole)	Density of Product	Annual Average True Vapor Pressure (psia)	Temp of Product R(F + 460)	Saturation Factor	Uncontrolled VOC Emissions (lbs/yr)	% Control Efficiency	Controlled VOC Emissions (lbs/yr)	VOC Emissions (tons/yr)
Belton - #2 Diesel Fuel	36,830.344	130	7.1	0.0074	501.142	0.6	528,554.0	0.2	98,859.6	0.0494
Belton - Jet Kerosene <sup>4</sup>	12,765.183	130	7	0.0058	510.16	0.6	141,249.1	0.2	42,374.7	0.0212
							669,803.0		141,214.3	0.0706

VAPOR COMBUSTION UNIT EMISSIONS

Combustion Emissions <sup>2</sup>	Gallons of Vapors Sent To VCU	lbs/gal of gasoline loaded <sup>2</sup>	Emissions (lbs/yr)	Emissions (tons/yr)
NOx	94.62	0.0334	3.1604	0.0016
CO	94.62	0.0834	7.8915	0.0039

Total VOC	10.7795
-----------	---------

Notes:

- VOC Emissions calculated from EPA's AP-42 method (Chapter 5.2 Transportation and Marketing of Petroleum Liquids - Equation 1).
- NOx and CO emissions from John Zink Company's typical CO and NOx emission values.
- Control efficiency for vapor collection unit is 9 mg/L (99.27%) - per September 1995 Gasoline Distribution MACT settlement agreement between EPA and API.
- Distillate vapors are collected and transported to VCU (assume control efficiency of 80%).
- VCU Control efficiency as per 6/19/09 stack test



BUCKEYE PIPE LINE CO.  
Belton, SC Terminal

2012 FUGITIVE EMISSIONS

<i>Process Piping</i>				
Equipment Type	Emissions Factor <sup>1</sup> (lb/component-day)	Number of Components	VOC Emissions (lbs/vr)	VOC Emissions (TPY)
Valves	0.0022176	602	487.2732	0.2436
Pumps	0.02808	24	245.9808	0.1230
Flanges	0.0004128	1917	288.8382	0.1444
Other	0.006888	26	65.3671	0.0327
<b>TOTAL VOCs</b>			<b>1087.5</b>	<b>0.5437</b>

<sup>1</sup>Factors determined from EPA Protocol for Equipment Leak Emission Estimates (EPA-453/R-95-017), Nov. 1995.

## DETERMINING PRODUCT EVAPORATION LOSSES FROM ROOF LANDINGS

### FACILITY INFORMATION

facility number, (dimensionless) 43 select facility number from table 4 on met data sheet  
 facility name, (dimensionless) Belton SC

### TANK AND OPERATIONAL PARAMETERS

tank number 116  
 diameter,  $D$  (ft) 100  
 number of days standing idle,  $n_d$  (days) 4  
 tank type: 1  
 cone bottom (sloped down to center) 0  
 (flat bottom (including those sloped up on sides))  
 bottom slope,  $s$  (in/ft) 0.0  
 tank color 6  
 paint condition 1  
 elevation of fill/empty line,  $h_e$  (in) 12.0  
 height of floating roof deck,  $h_d$  (ft) 3.16  
 height of stock liquid,  $h_l$  (ft) 1.200  
 average depth of sludge & puddles,  $h_s$  (in) NA

1=Internal Floating Roof (or Domed External), 2=External Floating Roof  
 1=Cone bottom (typical for pipeline facilities), 0=Flat bottom  
 typical for marketing terminals  
 0.25 in/ft for cone bottom, 0.0 in/ft for flat bottom  
 (1=spec alum, 2=dif alum, 3=lt gray, 4=med gray, 5=red, 6=white)  
 (1=good, 2=poor)  
 not applicable for cone bottom, 12 in. for flat bottom  
 if not known use 3 feet  
 zero if empty, gauge reading if not empty

effective stock liquid height,  $h_{le}$  (ft) 1.200  
 height of vapor space,  $h_v$  (ft) 2.0  
 volume of stock liquid,  $V_l$  (ft<sup>3</sup>) 9424.778  
 total volume below floating roof deck,  $V_t$  (ft<sup>3</sup>) 24818.58  
 volume of vapor space,  $V_v$  (ft<sup>3</sup>) 15393.80  
 solar absorptance,  $\alpha$  (dimensionless) 0.17

### METEOROLOGICAL CONDITIONS

daily maximum ambient temperature,  $T_{ex}$  (°F) 75.1  
 daily minimum ambient temperature,  $T_{en}$  (°F) 50.9  
 daily total solar insolation,  $I$  (Btu/ft<sup>2</sup> day) 1432

average ambient temperature,  $T_a$  (°R) 522.7  
 daily temperature range,  $\delta T_a$  (°R/day) 24.2  
 stock liquid surface temperature,  $T_{la}$  (°R) 524.2  
 stock liquid surface temperature,  $T_{la}$  (°F) 64.5  
 vapor space temperature range,  $\delta T_v$  (°R/day) 24.2  
 atmospheric pressure,  $P_a$  (psia) 14.7

**STOCK PROPERTIES**

stock number 3 select stock number from table 5 on stock data sheet  
 stock name Motor Gasoline  
 stock Reid vapor pressure,  $RVP$  9 A= 11.76 B= 5315  
 stock ASTM-D86 distillation slope at 10 vol% ev 6.200  
 stock true vapor pressure,  $P$  (psia) 5.034 3.5 This second value is from stock data table. It is for comparison only.  
 vapor pressure at  $T_{la}$ ,  $P_{va}$  5.066  
 stock vapor molecular weight,  $M_v$  (lb/lb-mole) 67  
 density of liquid inside tank,  $Wl$  (lb/gal) 6.61  
 density of condensed vapor stock,  $W_v$  (lb/ft<sup>3</sup>) 0.05996  
 vapor space expansion factor,  $K_E$  (day<sup>-1</sup>) 0.3438  
 vapor pressure function,  $P^*$  (dimensionless) 0.1052

**SATURATION FACTORS**

standing idle saturation factor,  $K_{si}$  (dimensionless) 0.65663698  
 refilling saturation factor,  $K_{sf}$  (dimensionless) 0.6 Cone down bottom, empty tank

All others,  $K_{sf} = K_{sb}$

**INTERNAL FLOATING ROOF LANDING EVAPORATION LOSSES**

standing idle losses,  $L_s$  (lb) 833.55  
 filling losses,  $L_f$  (lb) 553.81  
 total losses,  $L_t$  (lb) 1387.36  
 roof landings per year, RL (no./yr) 0  
 total losses per year,  $L_{ta}$  (lb/yr) 0.00  
 total losses per year,  $L_{ten}$  (ton/yr) 0.00

**EXTERNAL FLOATING ROOF LANDING EVAPORATION LOSSES**

standing idle losses, $L_s$ (lb)	1607.75
filling losses, $L_f$ (lb)	613.97
total losses, $L_t$ (lb)	2221.72
roof landings per year, RL (no./yr)	1
total losses per year, $L_{ta}$ (lb/yr)	2221.72
total losses per year, $L_{ton}$ (ton/yr)	1.11

**SELECTED LANDING EVAPORATION LOSSES**

total losses per year, $L_{ton}$ (ton/yr)	0.0000
---	--------

**Belton Terminal - Truck Rack Distillate  
Fuel Oil No.2 Throughput Breakdown**

Month	Product Name	Product RVP (if available)	Current Month Throughput (gallons)
Jan-12	Distillate Fuel Oil No.2	0.022	2,480,312
Feb-12	Distillate Fuel Oil No.2	0.022	3,020,403
Mar-12	Distillate Fuel Oil No.2	0.022	3,039,080
Apr-12	Distillate Fuel Oil No.2	0.022	3,043,001
May-12	Distillate Fuel Oil No.2	0.022	3,464,188
Jun-12	Distillate Fuel Oil No.2	0.022	2,877,677
Jul-12	Distillate Fuel Oil No.2	0.022	3,337,146
Aug-12	Distillate Fuel Oil No.2	0.022	3,472,981
Sep-12	Distillate Fuel Oil No.2	0.022	2,630,387
Oct-12	Distillate Fuel Oil No.2	0.022	3,436,203
Nov-12	Distillate Fuel Oil No.2	0.022	2,996,477
Dec-12	Distillate Fuel Oil No.2	0.022	3,032,489

**Belton Terminal - Truck Rack Jet Kerosene Throughput Breakdown**

Month	Product Name	Product RVP (if available)	Current Month Throughput (gallons)
Jan-12	Jet Kerosene	0.029	1,000,160
Feb-12	Jet Kerosene	0.029	976,894
Mar-12	Jet Kerosene	0.029	1,141,771
Apr-12	Jet Kerosene	0.029	1,071,714
May-12	Jet Kerosene	0.029	1,156,890
Jun-12	Jet Kerosene	0.029	1,146,204
Jul-12	Jet Kerosene	0.029	1,045,589
Aug-12	Jet Kerosene	0.029	1,025,042
Sep-12	Jet Kerosene	0.029	988,291
Oct-12	Jet Kerosene	0.029	1,097,081
Nov-12	Jet Kerosene	0.029	1,123,433
Dec-12	Jet Kerosene	0.029	992,114

**Belton Terminal - Truck Rack Gasoline Throughput Breakdown**

Month	Product Name	Product RVP (if available)	Current Month Throughput (gallons)
Jan-12	Gasoline	NA	10,662,025
Feb-12	Gasoline	NA	10,837,419
Mar-12	Gasoline	NA	12,781,964
Apr-12	Gasoline	NA	12,228,085
May-12	Gasoline	NA	12,986,368
Jun-12	Gasoline	NA	13,657,675
Jul-12	Gasoline	NA	13,270,462
Aug-12	Gasoline	NA	14,431,278
Sep-12	Gasoline	NA	12,983,313
Oct-12	Gasoline	NA	12,442,784
Nov-12	Gasoline	NA	12,046,579
Dec-12	Gasoline	NA	11,703,884

**Belton Terminal - Truck Rack Transmix Throughput Breakdown**

Month	Product Name	Product RVP (if available)	Current Month Throughput (gallons)
Jan-12	Transmix	7.4	0

Feb-12	Transmix	7.4	14,479
Mar-12	Transmix	7.4	6,985
Apr-12	Transmix	7.4	6,990
May-12	Transmix	7.4	14,111
Jun-12	Transmix	7.4	21,945
Jul-12	Transmix	7.4	14,428
Aug-12	Transmix	7.4	102,718
Sep-12	Transmix	7.4	14,306
Oct-12	Transmix	7.4	0
Nov-12	Transmix	7.4	29,279
Dec-12	Transmix	7.4	7,213

#### Belton Terminal - Truck Rack Gasoline Additive Throughput Breakdown

Month	Product Name	Product RVP (if available)	Current Month Throughput (gallons)
Jan-12	Gasoline Additive	NA	856
Feb-12	Gasoline Additive	NA	826
Mar-12	Gasoline Additive	NA	1,022
Apr-12	Gasoline Additive	NA	971
May-12	Gasoline Additive	NA	1,050
Jun-12	Gasoline Additive	NA	2,235
Jul-12	Gasoline Additive	NA	2,219
Aug-12	Gasoline Additive	NA	2,387
Sep-12	Gasoline Additive	NA	2,195
Oct-12	Gasoline Additive	NA	2,262
Nov-12	Gasoline Additive	NA	2,128
Dec-12	Gasoline Additive	NA	2,123

#### Belton Terminal - Truck Rack Diesel Additive Throughput Breakdown

Month	Product Name	Product RVP (if available)	Current Month Throughput (gallons)
Jan-12	Diesel Additive	NA	0
Feb-12	Diesel Additive	NA	613
Mar-12	Diesel Additive	NA	620
Apr-12	Diesel Additive	NA	621
May-12	Diesel Additive	NA	715
Jun-12	Diesel Additive	NA	598
Jul-12	Diesel Additive	NA	660
Aug-12	Diesel Additive	NA	680
Sep-12	Diesel Additive	NA	508
Oct-12	Diesel Additive	NA	665
Nov-12	Diesel Additive	NA	576
Dec-12	Diesel Additive	NA	575

#### Belton Terminal - Truck Rack Denatured Ethanol (5% Gas) Throughput Breakdown

Month	Product Name	Product RVP (if available)	Current Month Throughput (gallons)
Jan-12	Denatured Ethanol (5% Gas)	3.17	1,157,282
Feb-12	Denatured Ethanol (5% Gas)	3.17	1,177,052
Mar-12	Denatured Ethanol (5% Gas)	3.17	1,373,940

Apr-12	Denatured Ethanol (5% Gas)	3.17	1,312,329
May-12	Denatured Ethanol (5% Gas)	3.17	1,380,129
Jun-12	Denatured Ethanol (5% Gas)	3.17	1,459,775
Jul-12	Denatured Ethanol (5% Gas)	3.17	1,417,816
Aug-12	Denatured Ethanol (5% Gas)	3.17	1,542,699
Sep-12	Denatured Ethanol (5% Gas)	3.17	1,407,375
Oct-12	Denatured Ethanol (5% Gas)	3.17	1,352,357
Nov-12	Denatured Ethanol (5% Gas)	3.17	1,320,827
Dec-12	Denatured Ethanol (5% Gas)	3.17	1,286,011

## Tank Operations Breakdown

### 101 - IFRT - 2012

Throughput Month	Throughput Amount (gals)	Max Volume (gals)	Product
Dec-12	4,206,999	994,949	Gasoline
Nov-12	4,102,450	965,752	Gasoline
Oct-12	4,084,832	902,714	Gasoline
Sep-12	4,544,484	941,644	Gasoline
Aug-12	5,245,003	975,806	Gasoline
Jul-12	4,848,079	1,048,229	Gasoline
Jun-12	4,509,858	1,000,697	Gasoline
May-12	4,777,620	1,042,230	Gasoline
Apr-12	4,902,980	1,000,547	Gasoline
Mar-12	4,802,916	895,141	Gasoline
Feb-12	4,045,614	1,005,945	Gasoline
Jan-12	4,000,532	1,065,171	Gasoline

### 102 - IFRT - 2012

Throughput Month	Throughput Amount (gals)	Max Volume (gals)	Product
Dec-12	7,213	96,658	Transmix
Nov-12	29,279	108,294	Transmix
Oct-12	0	0	Transmix
Sep-12	14,306	77,786	Transmix
Aug-12	102,718	163,330	Transmix
Jul-12	14,428	161,225	Transmix
Jun-12	21,945	148,152	Transmix
May-12	14,111	148,398	Transmix
Apr-12	6,990	129,401	Transmix
Mar-12	6,985	119,364	Transmix
Feb-12	14,479	100,319	Transmix
Jan-12	0	0	Transmix

### 105 - VFRT - 2012

Throughput Month	Throughput Amount (gals)	Max Volume (gals)	Product
Dec-12	3,032,489	1,932,418	Diesel Fuel Oil #2
Nov-12	2,996,477	995,547	Diesel Fuel Oil #2
Oct-12	3,436,203	1,314,555	Diesel Fuel Oil #2
Sep-12	2,630,387	1,087,522	Diesel Fuel Oil #2
Aug-12	3,472,981	1,388,318	Diesel Fuel Oil #2
Jul-12	3,337,146	1,507,044	Diesel Fuel Oil #2
Jun-12	2,596,656	1,714,820	Diesel Fuel Oil #2
May-12	3,464,188	1,607,721	Diesel Fuel Oil #2
Apr-12	3,043,001	1,157,594	Diesel Fuel Oil #2
Mar-12	3,039,080	970,933	Diesel Fuel Oil #2
Feb-12	3,020,403	1,568,551	Diesel Fuel Oil #2
Jan-12	2,480,312	1,877,610	Diesel Fuel Oil #2

### 106 - VFRT - 2012

Throughput Month	Throughput Amount (gals)	Max Volume (gals)	Product
Dec-12	992,114	1,321,817	Jet Kerosene



Nov-12	1,123,433	1,007,155	Jet Kerosene
Oct-12	1,097,081	1,110,022	Jet Kerosene
Sep-12	988,291	1,372,275	Jet Kerosene
Aug-12	1,025,042	1,372,030	Jet Kerosene
Jul-12	1,045,589	1,263,558	Jet Kerosene
Jun-12	1,067,700	1,327,010	Jet Kerosene
May-12	1,156,890	1,259,249	Jet Kerosene
Apr-12	1,071,714	1,049,306	Jet Kerosene
Mar-12	1,141,771	1,126,077	Jet Kerosene
Feb-12	976,894	1,056,947	Jet Kerosene
Jan-12	1,000,160	1,354,621	Jet Kerosene

### 107 - DEFRT - 2012

Throughput Month	Throughput Amount (gals)	Max Volume (gals)	Product
Dec-12	1,286,011	353,776	Denatured Ethanol
Nov-12	1,320,827	428,799	Denatured Ethanol
Oct-12	1,352,357	388,868	Denatured Ethanol
Sep-12	1,407,375	514,713	Denatured Ethanol
Aug-12	1,542,699	555,977	Denatured Ethanol
Jul-12	1,417,816	505,412	Denatured Ethanol
Jun-12	1,290,777	388,094	Denatured Ethanol
May-12	1,380,129	400,101	Denatured Ethanol
Apr-12	1,312,329	569,196	Denatured Ethanol
Mar-12	1,373,940	656,331	Denatured Ethanol
Feb-12	1,177,052	510,480	Denatured Ethanol
Jan-12	1,157,282	630,994	Denatured Ethanol

### 110 - DEFRT - 2012

Throughput Month	Throughput Amount (gals)	Max Volume (gals)	Product
Dec-12	870,297	474,854	Gasoline
Nov-12	929,049	559,727	Gasoline
Oct-12	1,106,721	440,401	Gasoline
Sep-12	1,128,378	512,287	Gasoline
Aug-12	1,325,296	573,443	Gasoline
Jul-12	1,364,599	540,472	Gasoline
Jun-12	1,263,644	506,888	Gasoline
May-12	1,405,531	421,667	Gasoline
Apr-12	1,270,837	414,477	Gasoline
Mar-12	1,230,810	581,245	Gasoline
Feb-12	951,594	433,908	Gasoline
Jan-12	981,488	607,409	Gasoline

### 116 - IFRT - 2012

Throughput Month	Throughput Amount (gals)	Max Volume (gals)	Product
Dec-12	6,626,588	1,877,416	Gasoline
Nov-12	7,015,080	1,784,525	Gasoline
Oct-12	7,251,231	1,717,906	Gasoline
Sep-12	7,310,451	1,634,490	Gasoline
Aug-12	7,860,979	1,696,460	Gasoline
Jul-12	7,057,784	1,825,285	Gasoline
Jun-12	6,317,737	1,768,372	Gasoline
May-12	6,803,217	1,803,559	Gasoline

Apr-12	6,054,268	1,687,894	Gasoline
Mar-12	6,748,238	1,772,961	Gasoline
Feb-12	5,840,211	1,802,031	Gasoline
Jan-12	5,680,005	1,807,842	Gasoline

### 3 - HT - 2012

Throughput Month	Throughput	Max	Product
	Amount (gals)	Volume (gals)	
Dec-12	61	532	Gasoline Additive
Nov-12	109	614	Gasoline Additive
Oct-12	125	974	Gasoline Additive
Sep-12	85	720	Gasoline Additive
Aug-12	106	783	Gasoline Additive
Jul-12	91	826	Gasoline Additive
Jun-12	63	862	Gasoline Additive
May-12	76	903	Gasoline Additive
Apr-12	40	920	Gasoline Additive
Mar-12	48	948	Gasoline Additive
Feb-12	39	960	Gasoline Additive
Jan-12	35	971	Gasoline Additive

### 4 - HT - 2012

Throughput Month	Throughput	Max	Product
	Amount (gals)	Volume (gals)	
Dec-12	1,256	2,405	Gasoline Additive
Nov-12	1,220	1,416	Gasoline Additive
Oct-12	1,254	1,940	Gasoline Additive
Sep-12	1,243	1,432	Gasoline Additive
Aug-12	1,329	1,880	Gasoline Additive
Jul-12	1,188	1,551	Gasoline Additive
Jun-12	1,092	2,115	Gasoline Additive
May-12	1,050	1,179	Gasoline Additive
Apr-12	971	1,739	Gasoline Additive
Mar-12	1,022	1,755	Gasoline Additive
Feb-12	826	1,829	Gasoline Additive
Jan-12	856	1,810	Gasoline Additive

### 5 - HT - 2012

Throughput Month	Throughput	Max	Product
	Amount (gals)	Volume (gals)	
Dec-12	569	2,421	Diesel Additive
Nov-12	563	2,630	Diesel Additive
Oct-12	649	1,275	Diesel Additive
Sep-12	499	1,502	Diesel Additive
Aug-12	663	1,796	Diesel Additive
Jul-12	639	2,099	Diesel Additive
Jun-12	530	2,354	Diesel Additive
May-12	715	2,407	Diesel Additive
Apr-12	621	1,492	Diesel Additive
Mar-12	620	1,763	Diesel Additive
Feb-12	613	2,048	Diesel Additive
Jan-12	502	2,299	Diesel Additive

### 6 - HT - 2012

Throughput Max

Throughput Month	Amount (gals)	Volume (gals)	Product
Dec-12	806	2,341	Gasoline Additive
Nov-12	799	2,533	Gasoline Additive
Oct-12	883	1,445	Gasoline Additive
Sep-12	867	1,760	Gasoline Additive
Aug-12	951	2,174	Gasoline Additive
Jul-12	940	2,244	Gasoline Additive
Jun-12	828	1,457	Gasoline Additive
May-12	1,020	1,888	Gasoline Additive
Apr-12	951	2,244	Gasoline Additive
Mar-12	985	2,603	Gasoline Additive
Feb-12	890	1,206	Gasoline Additive
Jan-12	834	1,508	Gasoline Additive

**9 - HT - 2012**

Throughput Month	Throughput Amount (gals)	Max Volume (gals)	Product
Dec-12	6	348	Diesel Additive
Nov-12	13	373	Diesel Additive
Oct-12	16	391	Diesel Additive
Sep-12	9	550	Diesel Additive
Aug-12	17	119	Diesel Additive
Jul-12	20	165	Diesel Additive
Jun-12	13	166	Diesel Additive
May-12	18	182	Diesel Additive
Apr-12	13	202	Diesel Additive
Mar-12	12	214	Diesel Additive
Feb-12	13	263	Diesel Additive
Jan-12	7	269	Diesel Additive

**TANKS 4.0.9d**  
**Emissions Report - Detail Format**  
**Tank Identification and Physical Characteristics**

Identification  
 User Identification: Belton Tank 101  
 City: Greenville-Sburg  
 State: South Carolina  
 Company: BP Products North America  
 Type of Tank: Internal Floating Roof Tank  
 Description:

Tank Dimensions  
 Diameter (ft): 70.00  
 Volume (gallons): 1,305,360.00  
 Turnovers: 38.66  
 Self Supp. Roof? (y/n): N  
 No. of Columns: 1.00  
 Eff. Col. Diam. (ft): 1.10

Paint Characteristics  
 Internal Shell Condition: Light Rust  
 Shell Color/Shade: White/White  
 Shell Condition: Good  
 Roof Color/Shade: White/White  
 Roof Condition: Good

Rim-Seal System  
 Primary Seal: Liquid-mounted  
 Secondary Seal: None

Deck Characteristics  
 Deck Fitting Category: Detail  
 Deck Type: Welded

Deck Fitting/Status	Quantity
Access Hatch (24-in. Diam./Unbolted Cover, Ungasketed)	1
Automatic Gauge Float Well/Unbolted Cover, Ungasketed	1
Column Well (24-in. Diam./Built-Up Col./Sliding Cover, Ungask.	1
Ladder Well (36-in. Diam./Sliding Cover, Ungasketed)	1
Roof Leg or Hanger Well/Adjustable	15
Vacuum Breaker (10-in. Diam./Weighted Mech. Actuation, Gask.	1
Slotted Guide-Pole/Sample Well/Gask. Sliding Cover, w/o Float	1

Meteorological Data used in Emissions Calculations: Greenville-Sburg, South Carolina (Avg Atmospheric Pressure = 14.25 psia)

**TANKS 4.0.9d**  
**Emissions Report - Detail Format**  
**Liquid Contents of Storage Tank**

**Belton Tank 101 - Internal Floating Roof Tank**  
**Greenville-S'burg, South Carolina**

Mixture/Component	Month		Daily Liquid Surf. Temperature (deg F)		Liquid Bulk Temp (deg F)	Vapor Pressure (psia)			Vapor Mol. Weight	Liquid Mass Fract.	Vapor Mass Fract.	Mol. Weight	Basis for Vapor Pressure Calculations
	Avg.	Min.	Max.	Avg.		Min.	Max.						
Gasoline (RVP 13.5)	62.30	47.72	56.88	6.2569	59.98	N/A	N/A	62.0000	N/A	N/A	92.00	Option 4: RVP=13.5, ASTM Slope=3	
Gasoline (RVP 13.5)	54.08	48.68	59.30	6.4841	56.98	N/A	N/A	62.0000	N/A	N/A	92.00	Option 4: RVP=13.5, ASTM Slope=3	
Gasoline (RVP 13.5)	58.22	52.30	64.13	7.0088	58.98	N/A	N/A	62.0000	N/A	N/A	92.00	Option 4: RVP=13.5, ASTM Slope=3	
Gasoline (RVP 9)	62.27	55.79	68.75	4.8205	59.98	N/A	N/A	67.0000	N/A	N/A	82.00	Option 4: RVP=9, ASTM Slope=3	
Gasoline (RVP 9)	65.02	59.81	72.42	5.1838	56.98	N/A	N/A	67.0000	N/A	N/A	92.00	Option 4: RVP=9, ASTM Slope=3	
Gasoline (RVP 9)	69.23	63.07	75.40	5.5127	59.98	N/A	N/A	67.0000	N/A	N/A	92.00	Option 4: RVP=9, ASTM Slope=3	
Gasoline (RVP 9)	70.57	64.73	78.42	6.8544	59.98	N/A	N/A	67.0000	N/A	N/A	92.00	Option 4: RVP=9, ASTM Slope=3	
Gasoline (RVP 9)	69.87	64.29	73.46	5.5797	59.98	N/A	N/A	67.0000	N/A	N/A	92.00	Option 4: RVP=9, ASTM Slope=3	
Gasoline (RVP 9)	66.06	61.54	72.22	5.2703	59.98	N/A	N/A	67.0000	N/A	N/A	92.00	Option 4: RVP=9, ASTM Slope=3	
Gasoline (RVP 11.5)	61.85	56.25	67.46	6.2767	59.98	N/A	N/A	65.0000	N/A	N/A	92.00	Option 4: RVP=11.5, ASTM Slope=3	
Gasoline (RVP 13.5)	57.46	52.43	62.49	6.9099	59.98	N/A	N/A	62.0000	N/A	N/A	92.00	Option 4: RVP=13.5, ASTM Slope=3	
Gasoline (RVP 13.5)	53.61	46.18	58.04	6.4258	59.98	N/A	N/A	62.0000	N/A	N/A	92.00	Option 4: RVP=13.5, ASTM Slope=3	

**TANKS 4.0.9d  
Emissions Report - Detail Format  
Detail Calculations (AP-42)**

**Belton Tank 101 - Internal Floating Roof Tank  
Greenville-S'burg, South Carolina**

Month:	January	February	March	April	May	June	July	August	September	October	November	December
Real Seal Losses (lb):	53,2162	61,1771	96,9795	64,3042	70,3738	76,0691	78,5651	77,2525	71,6523	67,4237	64,0691	66,0606
Seal Factor A (lb-mole/yr):	1.0000	1.0000	1.0000	1.0000	1.0000	1.0000	1.0000	1.0000	1.0000	1.0000	1.0000	1.0000
Seal Factor B (lb-mole/yr):	0.3000	0.3000	0.3000	0.3000	0.3000	0.3000	0.3000	0.3000	0.3000	0.3000	0.3000	0.3000
Value of Vapor Pressure Function:	0.1488	0.1525	0.1576	0.1028	0.1125	0.1216	0.1257	0.1286	0.1149	0.1041	0.1000	0.1048
Vapor Pressure at Daily Average Liquid Surface Temperature (psia):	6.2669	6.4841	7.0089	4.8205	5.1838	5.5127	5.6544	5.767	5.2703	4.7267	4.6099	4.7258
Tank Diameter (ft):	70.0000	70.0000	70.0000	70.0000	70.0000	70.0000	70.0000	70.0000	70.0000	70.0000	70.0000	70.0000
Vapor Molecular Weight (lb/lb-mole):	62.0000	62.0000	62.0000	67.0000	67.0000	67.0000	67.0000	67.0000	67.0000	65.0000	62.0000	62.0000
Product Factor:	1.0000	1.0000	1.0000	1.0000	1.0000	1.0000	1.0000	1.0000	1.0000	1.0000	1.0000	1.0000
Wellhead Losses (lb):	11,5130	11,2269	11,1787	12,4365	14,3536	13,2874	12,9418	13,0746	13,4178	13,1438	11,0713	10,9480
Number of Columns:	1.0000	1.0000	1.0000	1.0000	1.0000	1.0000	1.0000	1.0000	1.0000	1.0000	1.0000	1.0000
Effective Column Diameter (ft):	1.1000	1.1000	1.1000	1.1000	1.1000	1.1000	1.1000	1.1000	1.1000	1.1000	1.1000	1.1000
Nat. Throughput (gal/mo.):	4,208,988.0000	4,102,450.0000	4,084,832.0000	4,544,484.0000	5,246,093.0000	4,848,079.0000	4,509,888.0000	4,777,820.0000	4,822,860.0000	4,822,816.0000	4,045,814.0000	4,000,532.0000
Shut Chngage Factor (G3H/1000 spft):	0.0015	0.0015	0.0015	0.0015	0.0015	0.0015	0.0015	0.0015	0.0015	0.0015	0.0015	0.0015
Average Organic Liquid Density (lb/gal):	5.6000	5.6000	5.6000	5.6000	5.6000	5.6000	5.6000	5.6000	5.6000	5.6000	5.6000	5.6000
Tank Diameter (ft):	70.0000	70.0000	70.0000	70.0000	70.0000	70.0000	70.0000	70.0000	70.0000	70.0000	70.0000	70.0000
Deck Filling Losses (lb):	263,1407	285,0370	295,0093	195,9111	214,0749	221,3696	239,0531	234,9995	218,5720	205,9396	209,1669	201,7932
Value of Vapor Pressure Function:	0.1438	0.1505	0.1675	0.1028	0.1125	0.1216	0.1257	0.1286	0.1149	0.1041	0.1000	0.1048
Vapor Molecular Weight (lb/lb-mole):	62.0000	62.0000	62.0000	67.0000	67.0000	67.0000	67.0000	67.0000	67.0000	65.0000	62.0000	62.0000
Product Factor:	1.0000	1.0000	1.0000	1.0000	1.0000	1.0000	1.0000	1.0000	1.0000	1.0000	1.0000	1.0000
Tot. Roof Filling Loss Fact. (lb-mole/yr):	340,7000	340,7000	340,7000	340,7000	340,7000	340,7000	340,7000	340,7000	340,7000	340,7000	340,7000	340,7000
Deck Seam Losses (lb):	0.0000	0.0000	0.0000	0.0000	0.0000	0.0000	0.0000	0.0000	0.0000	0.0000	0.0000	0.0000
Deck Seam Length (ft):	0.0000	0.0000	0.0000	0.0000	0.0000	0.0000	0.0000	0.0000	0.0000	0.0000	0.0000	0.0000
Deck Seam Loss per Unit Length:	0.0000	0.0000	0.0000	0.0000	0.0000	0.0000	0.0000	0.0000	0.0000	0.0000	0.0000	0.0000
Factor (lb-mole/ft-yr):	0.0000	0.0000	0.0000	0.0000	0.0000	0.0000	0.0000	0.0000	0.0000	0.0000	0.0000	0.0000
Deck Seam Length Factor (ft/yr):	0.0000	0.0000	0.0000	0.0000	0.0000	0.0000	0.0000	0.0000	0.0000	0.0000	0.0000	0.0000
Tank Diameter (ft):	70.0000	70.0000	70.0000	70.0000	70.0000	70.0000	70.0000	70.0000	70.0000	70.0000	70.0000	70.0000
Vapor Molecular Weight (lb/lb-mole):	62.0000	62.0000	62.0000	67.0000	67.0000	67.0000	67.0000	67.0000	67.0000	65.0000	62.0000	62.0000
Product Factor:	1.0000	1.0000	1.0000	1.0000	1.0000	1.0000	1.0000	1.0000	1.0000	1.0000	1.0000	1.0000
Tot. Losses (lb):	347,9699	383,9510	403,1654	272,3518	298,8024	300,7261	329,8960	325,3266	303,8419	266,5071	265,3373	268,8017

Roof Filling Loss Factors	Quantity	Losses (lb)
Access Hatch (24-in. Diam.) Unbolted Cover, Ungasketed	1	313.1657
Automatic Sump Float Valve Bolted Cover, Ungasketed	1	121.7857
Column Wall (24-in. Diam.) Bolt-Up Coll-Sliding Cover, Ungask.	1	408.8553
Ladder Well (38-in. Diam.) Sliding Cover, Ungasketed	15	681.1275
Roof Lapor Hanger Well/Aquasable	1	1,030.9372
Vacuum Breaker (10-in. Diam.) Weighted Mech. Actuation, Gask.	0.94	69.9341
Static Guide-Pole/Sample Well/Gask. Sliding Cover, w/o Float	1	374.0591
<b>Total Losses (lb):</b>	<b>347,9699</b>	<b>383,9510</b>

**TANKS 4.0.9d**  
**Emissions Report - Detail Format**  
**Individual Tank Emission Totals**

**Emissions Report for: Annual**

**Belton Tank 101 - Internal Floating Roof Tank**  
**Greenville-S'burg, South Carolina**

Components	Losses (lbs)				Total Emissions
	Rim Seal Loss	Withdrawl Loss	Deck Fitting Loss	Deck Seam Loss	
Gasoline (RVP 13.5)	448.44	55.94	1,364.15	0.00	1,868.53
Gasoline (RVP 11.5)	87.42	13.14	255.94	0.00	366.51
Gasoline (RVP 9)	438.44	78.89	1,333.71	0.00	1,851.04

From: (704) 999-3795  
Merrith Hughes  
Hughes Environmental  
8132 Buena Vista Dr  
Denver, NC 28037

Origin ID: MRVA



J1311182212225

BILL SENDER

SHIP TO: (919) 999-9999

Manager - Technical Mgmt Section  
SCDHEC - Air Quality  
2600 BULL ST

COLUMBIA, SC 29201

Ship Date: 08APR13  
ActWgt: 1.0 LB  
CAD: 9857330/NET3370

Delivery Address Bar Code



Ref #  
Invoice #  
PO #  
Dept #


TUE - 09 APR 10:30A  
PRIORITY OVERNIGHT

TRK# 7994 6421 6090



XH USCA

29201  
SC-US  
CAE



51691648E9348

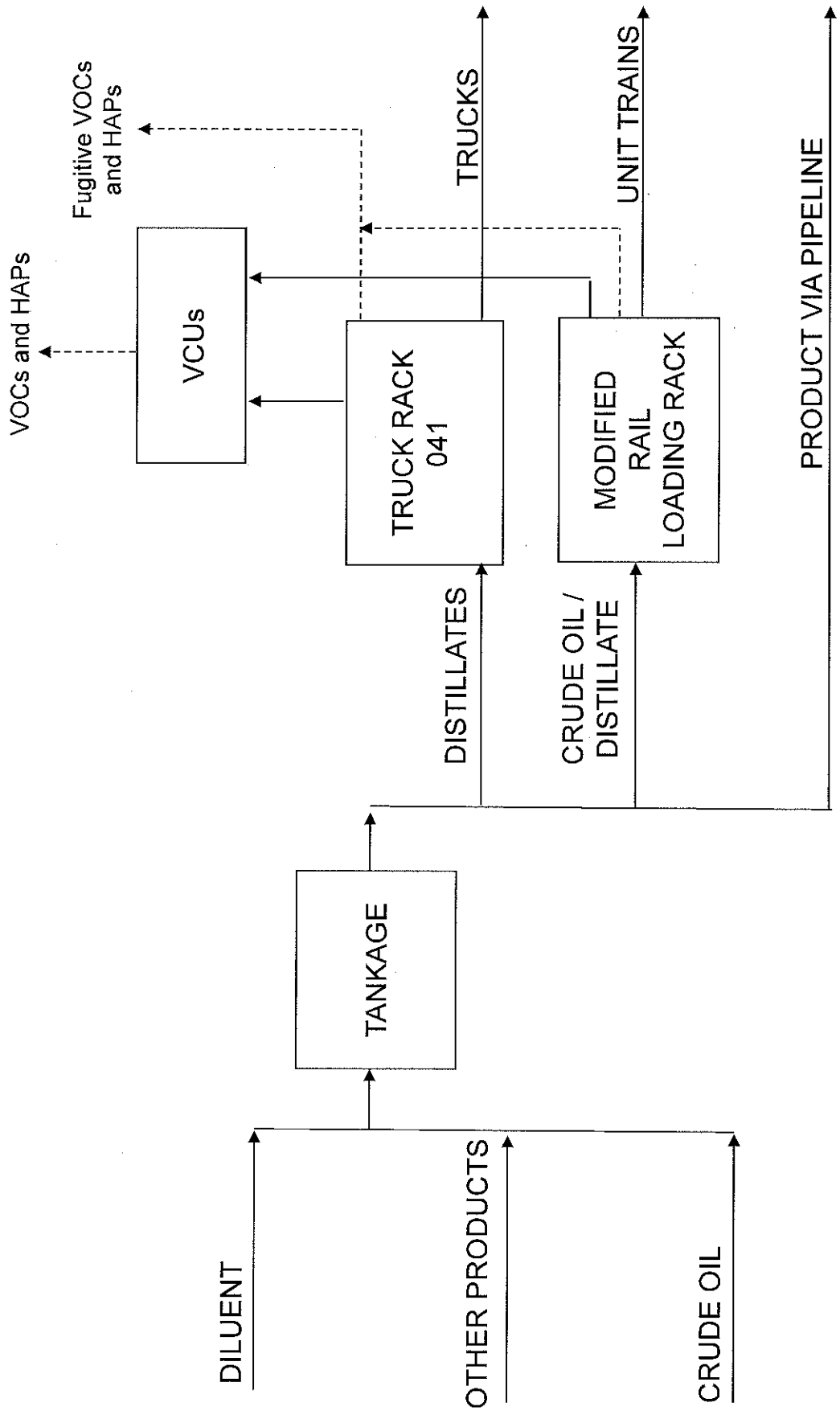
After printing this label:

1. Use the 'Print' button on this page to print your label to your laser or inkjet printer.
2. Fold the printed page along the horizontal line.
3. Place label in shipping pouch and affix it to your shipment so that the barcode portion of the label can be read and scanned.

Warning: Use only the printed original label for shipping. Using a photocopy of this label for shipping purposes is fraudulent and could result in additional billing charges, along with the cancellation of your FedEx account number.

Use of this system constitutes your agreement to the service conditions in the current FedEx Service Guide, available on fedex.com. FedEx will not be responsible for any claim in excess of \$100 per package, whether the result of loss, damage, delay, non-delivery, misdelivery, or misinformation, unless you declare a higher value, pay an additional charge, document your actual loss and file a timely claim. Limitations found in the current FedEx Service Guide apply. Your right to recover from FedEx for any loss, including intrinsic value of the package, loss of sales, income interest, profit, attorney's fees, costs, and other forms of damage whether direct, incidental, consequential, or special is limited to the greater of \$100 or the authorized declared value. Recovery cannot exceed actual documented loss. Maximum for items of extraordinary value is \$1,000, e.g. jewelry, precious metals, negotiable instruments and other items listed in our Service Guide. Written claims must be filed within strict time limits, see current FedEx Service Guide.





**Indiana Department of Environmental Management  
Office of Air Quality**

Appendix B – BACT Analyses  
Technical Support Document (TSD)

**Source Background and Description**

<b>Source Name:</b>	<b>Buckeye Terminals, LLC - Hammond</b>
<b>Source Location:</b>	<b>2400 Michigan Street, Hammond, IN 46320</b>
<b>County:</b>	<b>Lake</b>
<b>SIC Code:</b>	<b>4226</b>
<b>Operation Permit No.:</b>	<b>T089-28597-00239</b>
<b>Significant Source Modification No.:</b>	<b>089-33196-00239</b>
<b>Significant Permit Modification No.:</b>	<b>089-33218-00239</b>
<b>Permit Reviewer:</b>	<b>Ghassan Shalabi</b>

**Proposed Construction**

On May 13, 2013, the Office of Air Quality (OAQ) received an application from Buckeye Terminals, LLC - Hammond Terminal relating to adding crude oil and distillate rail loading capabilities to the terminal as follows:

- The 24-spot railcar loading rack will be controlled by both the existing vapor combustion unit (two VCU) as well as a new vapor combustion unit, (three VCU3). A vac assist will be installed on the rail loading system to eliminate fugitive emissions. Six (6) new loading arms will be added to the 24-spot railcar loading rack and the 24-spot railcar loading rack will handle petroleum products instead of denatured ethanol.
- Buckeye will be converting Tank D-2 and Tank D-3 to high RVP product storage (max RVP 15).
- Buckeye will be constructing new storage tank, identified as Tank D-4.
- Buckeye will be converting existing internal floating roofs (IFRs) in Tanks D-1, D-08F, D-50, and D-55 to an Allentech "HC" aluminum full-contact internal floating roof.

**Summary of Best Available Control Technology (BACT) Process**

BACT is an emission limitation or equipment standard based on the maximum degree of pollution reduction of emissions, which is determined to be achievable on a case-by-case basis. BACT analysis takes into account the energy, environmental, and economic impacts on the source. These reductions may be determined through the application of available control techniques, process design, work practices, and operational limitations.

Federal guidance on BACT requires an evaluation that follows a "top down" process. In this approach, the applicant identifies the best-controlled similar source on the basis of controls required by regulation or permit, or controls achieved in practice. The highest level of control is then evaluated for technical feasibility.

The five (5) basic steps of a top-down BACT analysis used by the Office of Air quality (OAQ) to make BACT determination are listed below:

### **Step 1: Identify Potential Control Technologies**

The first step is to identify potentially “available” control options for each emission unit and for each pollutant under review. Available options should consist of a comprehensive list of those technologies with a potentially practical application to the emissions unit in question. The list should include lowest achievable emission rate (LAER) technologies, innovative technologies, and controls applied to similar source categories.

### **Step 2: Eliminate Technically Infeasible Options**

The second step is to eliminate technically infeasible options from further consideration. To be considered feasible, a technology must be both available and applicable. It is important in this step that any presentation of a technical argument for eliminating a technology from further consideration be clearly documented based on physical, chemical, engineering, and source-specific factors related to safe and successful use of the controls. Innovative control means a control that has not been demonstrated in a commercial application on similar units. Only available and proven control technologies are evaluated. A control technology is considered available when there are sufficient data indicating that the technology results in a reduction in emissions of regulated pollutants.

### **Step 3: Rank the Remaining Control Technologies by Control Effectiveness**

The third step is to rank the technologies not eliminated in Step 2 in order of descending control effectiveness for each pollutant of concern. The ranked alternatives are reviewed in terms of environmental, energy, and economic impacts specific to the proposed modification. If the analysis determines that the evaluated alternative is not appropriate as BACT due to any of the impacts, then the next most effective is evaluated. This process is repeated until a control alternative is chosen as BACT. If the highest ranked technology is proposed as BACT, it is not necessary to perform any further technical or economic evaluation, except for the environmental analyses.

### **Step 4: Evaluate the Most Effective Controls and Document the Results**

The fourth step begins with an evaluation of the remaining technologies under consideration for each pollutant of concern in regards to energy, environmental, and economic impacts for determining a final control technology. The highest ranked alternative is evaluated for environmental, energy and economic impacts specific to the proposed modification. If the analysis determines that the highest ranked control is not appropriate as BACT, due to any of the energy, environmental, and economic impacts, then the next most effective control is evaluated. The evaluation continues until a technology under consideration cannot be eliminated based on adverse energy, environmental, or economic impacts. If the highest ranked technology is proposed as BACT, it is not necessary to perform any further technical, economic or environmental analysis for a pollutant BACT.

### **Step 5: Select BACT**

The most effective option not eliminated in step 4 is BACT.

## **Volatile Organic Compounds (VOC) BACT - 24-Spot Railcar Loading Rack**

The requirements of 326 IAC 8-1-6 (New Facilities, General Reduction Requirements) applies to facilities located anywhere in the state that are constructed on or after January 1, 1980, which have potential volatile organic compounds (VOC) emissions greater than 25 tons per year, and which are not otherwise regulated by other provisions of 326 IAC 8 rule, and requires the reduction of VOC emissions using Best Available Control Technology (BACT). The proposed 24-spot railcar loading rack, has potential VOC emissions of greater than 25 tons per year and therefore subject to the requirements of this rule.

326 IAC 8-1-6 requires a best available control technology (BACT) review to be performed on the following proposed new emission unit:

- (1) A 24-spot railcar loading rack, constructed in 2011, and approved in 2013 for modification, designed to load/offload petroleum product in up to six (6) railcars at a time through an available twelve (12) loading arms. The railcars are 30,000 gallons per car with a total rack capacity of 180,000 gallons per hour. The loading racks emissions will be controlled by two (2) vapor combustion units, identified as two VCU2 and three VCU3, as well as a vac assist for crude oil loading.

### **Step 1: Identify Potential Control Technologies**

For the 24-spot railcar loading rack the available add-on control technologies to control the VOC emissions are:

#### **1. Cooling and Condensing System**

Refrigerated condensers, also sometimes known as Vapour Recovery Units (VRUs) are used as air pollution control devices for treating emission streams with high VOC concentrations (e.g., gasoline bulk terminals, storage, etc.). Condensation is a separation technique in which one or more volatile compounds of vapor mixture are separated from remaining vapors through saturation followed by a phase change.

The reported efficiency is around 80%. Refrigerated condensers are used as air pollution control devices for treating emission streams with high VOC concentrations (usually > 5,000 ppmv). Removal efficiencies above 90% can be achieved with coolants such as chilled water, brine solutions, ammonia, special filter media, etc. depending upon the emission stream characteristics.

#### **2. Thermal Oxidizer**

Thermal oxidation systems operate in three (3) stages: a burner generates hot combustion gases, combustion products mix with the exhaust from the process lines, and the mixture is oxidized. Thermal incineration is performed at much higher temperatures than catalytic incineration, typically between 1200°F and 2000°F. Thermal incinerators operate at peak efficiency when oxidizing concentrated organic exhaust streams just above or below the upper and lower explosive limits. This is because the oxidation rate is directly proportional to the organic concentration, the local heat of reaction during oxidation, and the increased concentration of free radicals which participate in the oxidation reaction. Thermal oxidation destruction efficiency ranges from 95% to 99%.

#### **3. Catalytic Thermal Oxidizer**

This type of thermal oxidizer is a better system than the straight-shot thermal oxidizer. It uses a heated catalytic (platinum coated ceramic beads) system to destroy VOCs at a much lower temperature (around 650°F) and consumes a lot less natural gas. A catalyst is an element or compound that speeds up a reaction at lower temperatures compared to thermal oxidation without undergoing change itself. Catalytic oxidizers approximately require 1.5 to 2.0 ft<sup>3</sup> of catalyst per 1000 standard ft<sup>3</sup> per gas flow rate. Even though this type of control system can normally reach over 98% destruction efficiency, its catalytic media is very expensive to upkeep and has to be replaced every 5 years or so. It also has an odor problem due to the lower combustion temperature.

#### **4. Carbon Adsorbers**

Carbon adsorbers use activated carbon to remove VOC from low to medium concentration gas stream by adsorption. Adsorption itself is a phenomenon where gas molecules passing through a bed of solid particles (e.g., activated carbon) are selectively held there by attractive forces which are weaker and less specific than those of chemical bonds. During adsorption, a gas molecule migrates from the gas stream to the surface of the solid when it is held by physical attraction releases energy which typically equals or exceeds the heat of condensation. Most adsorbers can be cleaned by heating to a sufficiently high temperature, usually using steam or hot combustion

gases or by lowering the pressure to a low value (vacuum). This cleaning process created a waste product, which will have to be properly disposed.

VOC and acid gases can be controlled with control efficiencies greater than 90%. Common problems with carbon adsorbers can be plugging and fouling of the activated carbon exposed to wet or heavily concentrated particulate gas streams. Sources may experience significant issues with maintenance and repair that result in unacceptable downtime for the control units.

**5. Vapor Combustor Unit (VCU, or inclosed flare)**

A VCU is an enclosed flare. Flaring is a combustion control process for VOC's in which the waste gas stream is piped to remote, usually elevated, location (for safety reasons) and burned in an open flame in the open air using a specially designed burner tip, auxiliary fuel, and steam or air to promote mixing for nearly complete (>98%) VOC destruction. Complete combustion in VCU is governed by flame temperature, residence time in the combustion zone, turbulent mixing of the components to complete the oxidation reaction, and available oxygen for free radical formation.

**Step 2: Eliminate Technically Infeasible Options**

The test for technical feasibility of any control option is whether it is both available and applicable in reducing VOC emissions. All the control technologies listed in the step 1 are considered technically feasible options.

**Step 3: Rank the Remaining Control Technologies by Control Effectiveness**

Control Option	Control Efficiency	Source of information
Cooling and Condensing Systems	80%	OAQPS
Thermal Oxidation	98%	OAQPS stated 70-99.99%, recommended use of 98%
VCU	98%	OAQPS
Carbon Adsorber	95%	EPA guidance
Condensor	98%	OAQPS manual stated > 90% - 98%

Buckeye Terminals, LLC - Hammond has opted to adopt the option with greatest control efficiency and technical feasibility. Therefore, it is unnecessary to discuss the feasibility of the potential control options with lesser control efficiencies. Buckeye Terminals, LLC – Hammond has chosen the option of VCU with control efficiency of 99.4% for VOC control from the 24-spot railcar loading rack.

**Step 4: Evaluate the Most Effective Controls and Document the Results**

The BACT analysis submitted by Buckeye Terminals, LLC - Hammond was verified by IDEM, OAQ, through the review of various control technologies listed in U.S. EPA BACT/RACT/LAER Clearinghouse.

The following table lists the proposed VOC BACT determination for emissions sources having similar lithographic heatset web printing presses:

Date	State	Permit No.	Source	Affected Facility	Control Technology
Proposed	IN	089-33196-00239 089-33218-00239	Buckeye Terminals, LLC - Hammond	24-spot railcar loading rack	VCU with control efficiency of 99.4% and 3 mg/L crude oil loaded limit
12/27/2010	VA	60242	Transmontaigne Norfolk Terminal	Loading Racks LR-1 and LR-2	VCU with 10 mg/L limit for gasoline and denatured ethanol loading
04/24/2007	LA	PSD-LA-721	Marathon Pipeline LLC	Loading Rack (Vapor Combustor)	Vapor combustor to control VOC emissions from products having a true vapor pressure greater than 1.5

				(V-1)	PSIA
10/22/2003	CT	015-0733	Motiva Enterprises, LLC	Fuel Loading Rack	Vapor Recovery Unit (VRU): John Zink Carbon Absorbtion Unit with control efficiency of 98.45%

None of these projects incorporate a more effective technology or represent a more stringent emission limits for VOCs. A VCU with control efficiency of 99.4 % with VOC limit of 3 mg/L of crude oil loaded is the top control alternative to satisfy the BACT requirements of 326 IAC 8-1-6 (BACT), based on control efficiency and technical feasibility.

As the source has proposed to accept the top BACT, the economic, environmental, and energy impacts to the source have not been evaluated.

**Step 5: Select BACT**

Pursuant to 326 IAC 8-1-6 (New Facilities, General Reduction Requirements), IDEM has established the following BACT for VOC for the 24-spot railcar loading rack:

- (a) The VOC emissions from the 24-spot railcar loading rack shall be controlled by a VCU2 and VCU3.
- (b) A vac assist for fugitive emission control shall be in operation when loading crude oil products.
- (c) The control efficiency for the VCU shall be greater or equal to 99.4% and VOC emissions limited to 3mg/L of crude oil loaded.
- (c) VCU2 and VCU3 shall control the VOC emissions from the 24-spot railcar loading rack at all the times when the 24-spot railcar loading rack is in operation.

<b>IDEM Contact</b>
---------------------

Questions regarding this proposed permit can be directed to Ghassan Shalabi at the Indiana Department Environmental Management, Office of Air Quality, 100 North Senate Avenue, MC 61-53, Room 1003, Indianapolis, Indiana 46204-2251 or by telephone at (317) 234-5378 or toll free at 1-800-451-6027 extension 4-5378.



# INDIANA DEPARTMENT OF ENVIRONMENTAL MANAGEMENT

*We Protect Hoosiers and Our Environment.*

100 N. Senate Avenue • Indianapolis, IN 46204  
(800) 451-6027 • (317) 232-8603 • [www.idem.IN.gov](http://www.idem.IN.gov)

**Michael R. Pence**  
*Governor*

**Thomas W. Easterly**  
*Commissioner*

## SENT VIA U.S. MAIL: CONFIRMED DELIVERY AND SIGNATURE REQUESTED

TO: Mac Meade  
Buckeye Terminals – Hammond Terminal, LLC  
3823 Indianapolis Boulevard  
East Chicago, IN 46312

DATE: December 3, 2013

FROM: Matt Stuckey, Branch Chief  
Permits Branch  
Office of Air Quality

SUBJECT: Final Decision  
Significant Permit Modification to a Part 70 Operating Permit  
089-33218-00239

Enclosed is the final decision and supporting materials for the air permit application referenced above. Please note that this packet contains the original, signed, permit documents.

The final decision is being sent to you because our records indicate that you are the contact person for this application. However, if you are not the appropriate person within your company to receive this document, please forward it to the correct person.

A copy of the final decision and supporting materials has also been sent via standard mail to:  
Nicholas Spitz, Manager  
Nicole Brower, Envirospec Engineering, PLLC  
OAQ Permits Branch Interested Parties List

If you have technical questions regarding the enclosed documents, please contact the Office of Air Quality, Permits Branch at (317) 233-0178, or toll-free at 1-800-451-6027 (ext. 3-0178), and ask to speak to the permit reviewer who prepared the permit. If you think you have received this document in error, please contact Joanne Smiddie-Brush of my staff at 1-800-451-6027 (ext 3-0185), or via e-mail at [jbrush@idem.IN.gov](mailto:jbrush@idem.IN.gov).

Final Applicant Cover letter.dot 6/13/2013



# INDIANA DEPARTMENT OF ENVIRONMENTAL MANAGEMENT

*We Protect Hoosiers and Our Environment.*

100 N. Senate Avenue • Indianapolis, IN 46204  
(800) 451-6027 • (317) 232-8603 • [www.idem.IN.gov](http://www.idem.IN.gov)

**Michael R. Pence**  
*Governor*

**Thomas W. Easterly**  
*Commissioner*

December 3, 2013

TO: Hammond Public Library

From: Matthew Stuckey, Branch Chief  
Permits Branch  
Office of Air Quality

Subject: **Important Information for Display Regarding a Final Determination**

**Applicant Name: Buckeye Terminals –  
Hammond Terminal, LLC**  
**Permit Number: 089-33218-00239**

You previously received information to make available to the public during the public comment period of a draft permit. Enclosed is a copy of the final decision and supporting materials for the same project. Please place the enclosed information along with the information you previously received. To ensure that your patrons have ample opportunity to review the enclosed permit, **we ask that you retain this document for at least 60 days.**

The applicant is responsible for placing a copy of the application in your library. If the permit application is not on file, or if you have any questions concerning this public review process, please contact Joanne Smiddie-Brush, OAQ Permits Administration Section at 1-800-451-6027, extension 3-0185.

Enclosures  
Final Library.dot 6/13/2013





## INDIANA DEPARTMENT OF ENVIRONMENTAL MANAGEMENT

*We Protect Hoosiers and Our Environment.*

100 N. Senate Avenue • Indianapolis, IN 46204  
(800) 451-6027 • (317) 232-8603 • [www.idem.IN.gov](http://www.idem.IN.gov)

**Michael R. Pence**  
Governor

**Thomas W. Easterly**  
Commissioner

TO: Interested Parties / Applicant

DATE: December 3, 2013

RE: Buckeye Terminals – Hammond Terminal, LLC / 089-33218-00239

FROM: Matthew Stuckey, Branch Chief  
Permits Branch  
Office of Air Quality

In order to conserve paper and reduce postage costs, IDEM's Office of Air Quality is now sending many permit decisions on CDs in Adobe PDF format. The enclosed CD contains information regarding the company named above.

This permit is also available on the IDEM website at:  
<http://www.in.gov/ai/appfiles/idem-caats/>


If you would like to request a paper copy of the permit document, please contact IDEM's central file room at:

Indiana Government Center North, Room 1201  
100 North Senate Avenue, MC 50-07  
Indianapolis, IN 46204  
Phone: 1-800-451-6027 (ext. 4-0965)  
Fax (317) 232-8659

**Please Note:** *If you feel you have received this information in error, or would like to be removed from the Air Permits mailing list, please contact Patricia Pear with the Air Permits Administration Section at 1-800-451-6027, ext. 3-6875 or via e-mail at [PPEAR@IDEM.IN.GOV](mailto:PPEAR@IDEM.IN.GOV).*

Enclosures  
CD Memo.dot 6/13/2013


# Mail Code 61-53

IDEM Staff	VHAUN 12/3/2013 Buckeye Terminals, LLC 089-33218-00239 FINAL		Type of Mail:  <b>CERTIFICATE OF MAILING ONLY</b>	AFFIX STAMP HERE IF USED AS CERTIFICATE OF MAILING
Name and address of Sender		Indiana Department of Environmental Management Office of Air Quality – Permits Branch 100 N. Senate Indianapolis, IN 46204		

Line	Article Number	Name, Address, Street and Post Office Address	Postage	Handing Charges	Act. Value (If Registered)	Insured Value	Due Send if COD	R.R. Fee	S.D. Fee	S.H. Fee	Rest. Del. Fee	Remarks
1		Mac Meade Buckeye Terminals, LLC 3823 Indianapolis Blvd East Chicago IN 46312 (Source CAATS)		Confirmed Delivery								
2		Nicholas Spitz Mgr Buckeye Terminals, LLC 3823 Indianapolis Blvd East Chicago IN 46312 (RO CAATS)										
3		East Chicago City Council 4525 Indianapolis Blvd East Chicago IN 46312 (Local Official)										
4		Gary - Hobart Water Corp 650 Madison St, P.O. Box M486 Gary IN 46401-0486 (Affected Party)										
5		Lake County Health Department-Gary 1145 W. 5th Ave Gary IN 46402-1795 (Health Department)										
6		WJOB / WZVN Radio 6405 Olcott Ave Hammond IN 46320 (Affected Party)										
7		Hammond City Council and Mayors Office 5925 Calumet Avenue Hammond IN 46320 (Local Official)										
8		Hammond Public Library 564 State St Hammond IN 46320-1532 (Library)										
9		Shawn Sobocinski 3229 E. Atlanta Court Portage IN 46368 (Affected Party)										
10		Mark Coleman 107 Diana Road Portage IN 46368 (Affected Party)										
11		Mr. Chris Hernandez Pipefitters Association, Local Union 597 8762 Louisiana St., Suite G Merrillville IN 46410 (Affected Party)										
12		Craig Hogarth 7901 West Morris Street Indianapolis IN 46231 (Affected Party)										
13		Lake County Commissioners 2293 N. Main St, Building A 3rd Floor Crown Point IN 46307 (Local Official)										
14		Anthony Copeland 2006 E. 140th Street East Chicago IN 46312 (Affected Party)										
15		Barbara G. Perez 506 Lilac Street East Chicago IN 46312 (Affected Party)										

Total number of pieces Listed by Sender	Total number of Pieces Received at Post Office	Postmaster, Per (Name of Receiving employee)	The full declaration of value is required on all domestic and international registered mail. The maximum indemnity payable for the reconstruction of nonnegotiable documents under Express Mail document reconstructing insurance is \$50,000 per piece subject to a limit of \$50, 000 per occurrence. The maximum indemnity payable on Express mil merchandise insurance is \$500. The maximum indemnity payable is \$25,000 for registered mail, sent with optional postal insurance. See <b>Domestic Mail Manual R900, S913, and S921</b> for limitations of coverage on inured and COD mail. See <b>International Mail Manual</b> for limitations o coverage on international mail. Special handling charges apply only to Standard Mail (A) and Standard Mail (B) parcels.
<b>14</b>			

# Mail Code 61-53

IDEM Staff	VHAUN 12/3/2013 Buckeye Terminals, LLC 089-33218-00239 FINAL		Type of Mail:  <b>CERTIFICATE OF MAILING ONLY</b>	AFFIX STAMP HERE IF USED AS CERTIFICATE OF MAILING
Name and address of Sender		Indiana Department of Environmental Management Office of Air Quality – Permits Branch 100 N. Senate Indianapolis, IN 46204		

Line	Article Number	Name, Address, Street and Post Office Address	Postage	Handing Charges	Act. Value (If Registered)	Insured Value	Due Send if COD	R.R. Fee	S.D. Fee	S.H. Fee	Rest. Del. Fee	Remarks
1		Robert Garcia 3733 Parrish Avenue East Chicago IN 46312 (Affected Party)										
2		Ms. Karen Kroczek 8212 Madison Ave Munster IN 46321-1627 (Affected Party)										
3		Joseph Hero 11723 S Oakridge Drive St. John IN 46373 (Affected Party)										
4		Gary City Council 401 Broadway # 209 Gary IN 46402 (Local Official)										
5		Ron Novak Hammond Dept. of Environmental Management 5925 Calumnet Ave. Hammond IN 46320 (Local Official)										
6		Mr. Larry Davis 268 South, 600 West Hebron IN 46341 (Affected Party)										
7		Nicole Brower Envirospec Engineering, PLLC 16 Computer Drive West Albany NY 12302 (Consultant)										
8		Ryan Dave 939 Cornwallis Munster IN 46321 (Affected Party)										
9		Matt Mikus 409 Yellowstone Rd - Apt 1 Valparaiso IN 46385 (Affected Party)										
10												
11												
12												
13												
14												
15												

Total number of pieces Listed by Sender	Total number of Pieces Received at Post Office	Postmaster, Per (Name of Receiving employee)	The full declaration of value is required on all domestic and international registered mail. The maximum indemnity payable for the reconstruction of nonnegotiable documents under Express Mail document reconstructing insurance is \$50,000 per piece subject to a limit of \$50, 000 per occurrence. The maximum indemnity payable on Express mil merchandise insurance is \$500. The maximum indemnity payable is \$25,000 for registered mail, sent with optional postal insurance. See <b>Domestic Mail Manual R900, S913, and S921</b> for limitations of coverage on inured and COD mail. See <b>International Mail Manual</b> for limitations o coverage on international mail. Special handling charges apply only to Standard Mail (A) and Standard Mail (B) parcels.
<b>9</b>			