



# INDIANA DEPARTMENT OF ENVIRONMENTAL MANAGEMENT

*We Protect Hoosiers and Our Environment.*

100 N. Senate Avenue • Indianapolis, IN 46204

(800) 451-6027 • (317) 232-8603 • [www.idem.IN.gov](http://www.idem.IN.gov)

**Michael R. Pence**  
Governor

**Thomas W. Easterly**  
Commissioner

TO: Interested Parties / Applicant

DATE: December 27, 2013

RE: Explorer Pipeline Company / 089-33459-00214

FROM: Matthew Stuckey, Branch Chief  
Permits Branch  
Office of Air Quality

## Notice of Decision: Approval – Effective Immediately

Please be advised that on behalf of the Commissioner of the Department of Environmental Management, I have issued a decision regarding the enclosed matter. Pursuant to IC 13-15-5-3, this permit is effective immediately, unless a petition for stay of effectiveness is filed and granted, and may be revoked or modified in accordance with the provisions of IC 13-15-7-1.

If you wish to challenge this decision, IC 4-21.5-3-7 and IC 13-15-6-1(b) or IC 13-15-6-1(a) require that you file a petition for administrative review. This petition may include a request for stay of effectiveness and must be submitted to the Office of Environmental Adjudication, 100 North Senate Avenue, Government Center North, Suite N 501E, Indianapolis, IN 46204.

For an **initial Title V Operating Permit**, a petition for administrative review must be submitted to the Office of Environmental Adjudication within **thirty (30)** days from the receipt of this notice provided under IC 13-15-5-3, pursuant to IC 13-15-6-1(b).

For a **Title V Operating Permit renewal**, a petition for administrative review must be submitted to the Office of Environmental Adjudication within **fifteen (15)** days from the receipt of this notice provided under IC 13-15-5-3, pursuant to IC 13-15-6-1(a).

The filing of a petition for administrative review is complete on the earliest of the following dates that apply to the filing:

- (1) the date the document is delivered to the Office of Environmental Adjudication (OEA);
- (2) the date of the postmark on the envelope containing the document, if the document is mailed to OEA by U.S. mail; or
- (3) The date on which the document is deposited with a private carrier, as shown by receipt issued by the carrier, if the document is sent to the OEA by private carrier.

The petition must include facts demonstrating that you are either the applicant, a person aggrieved or adversely affected by the decision or otherwise entitled to review by law. Please identify the permit, decision, or other order for which you seek review by permit number, name of the applicant, location, date of this notice and all of the following:



- (1) the name and address of the person making the request;
- (2) the interest of the person making the request;
- (3) identification of any persons represented by the person making the request;
- (4) the reasons, with particularity, for the request;
- (5) the issues, with particularity, proposed for considerations at any hearing; and
- (6) identification of the terms and conditions which, in the judgment of the person making the request, would be appropriate in the case in question to satisfy the requirements of the law governing documents of the type issued by the Commissioner.

Pursuant to 326 IAC 2-7-18(d), any person may petition the U.S. EPA to object to the issuance of an initial Title V operating permit, permit renewal, or modification within sixty (60) days of the end of the forty-five (45) day EPA review period. Such an objection must be based only on issues that were raised with reasonable specificity during the public comment period, unless the petitioner demonstrates that it was impracticable to raise such issues, or if the grounds for such objection arose after the comment period.

To petition the U.S. EPA to object to the issuance of a Title V operating permit, contact:

U.S. Environmental Protection Agency  
401 M Street  
Washington, D.C. 20406

If you have technical questions regarding the enclosed documents, please contact the Office of Air Quality, Permits Branch at (317) 233-0178. Callers from within Indiana may call toll-free at 1-800-451-6027, ext. 3-0178.



# INDIANA DEPARTMENT OF ENVIRONMENTAL MANAGEMENT

*We Protect Hoosiers and Our Environment.*

100 N. Senate Avenue • Indianapolis, IN 46204  
(800) 451-6027 • (317) 232-8603 • [www.idem.IN.gov](http://www.idem.IN.gov)

Michael R. Pence  
Governor

Thomas W. Easterly  
Commissioner


## Part 70 Operating Permit Renewal OFFICE OF AIR QUALITY

**Explorer Pipeline Company  
3737 Michigan Street  
Hammond, Indiana 46323**

(herein known as the Permittee) is hereby authorized to operate subject to the conditions contained herein, the source described in Section A (Source Summary) of this permit.

The Permittee must comply with all conditions of this permit. Noncompliance with any provisions of this permit is grounds for enforcement action; permit termination, revocation and reissuance, or modification; or denial of a permit renewal application. Noncompliance with any provision of this permit, except any provision specifically designated as not federally enforceable, constitutes a violation of the Clean Air Act. It shall not be a defense for the Permittee in an enforcement action that it would have been necessary to halt or reduce the permitted activity in order to maintain compliance with the conditions of this permit. An emergency does constitute an affirmative defense in an enforcement action provided the Permittee complies with the applicable requirements set forth in Section B, Emergency Provisions.

This permit is issued in accordance with 326 IAC 2 and 40 CFR Part 70 Appendix A and contains the conditions and provisions specified in 326 IAC 2-7 as required by 42 U.S.C. 7401, et. seq. (Clean Air Act as amended by the 1990 Clean Air Act Amendments), 40 CFR Part 70.6, IC 13-15 and IC 13-17.

Operation Permit Renewal No.: T089-33459-00214	
Issued by:  Jenny Acker, Section Chief Permits Branch Office of Air Quality	Issuance Date: December 27, 2013  Expiration Date: December 27, 2018

## TABLE OF CONTENTS

### **SECTION A SOURCE SUMMARY ..... 5**

- A.1 General Information [326 IAC 2-7-4(c)][326 IAC 2-7-5(14)][326 IAC 2-7-1(22)]
- A.2 Emission Units and Pollution Control Equipment Summary  
[326 IAC 2-7-4(c)(3)][326 IAC 2-7-5(14)]
- A.3 Specifically Regulated Insignificant Activities  
[326 IAC 2-7-1(21)][326 IAC 2-7-4(c)][326 IAC 2-7-5(14)]
- A.4 Insignificant Activities [326 IAC 2-7-1(21)][326 IAC 2-7-4(c)] [326 IAC 2-7-5(14)]
- A.5 Part 70 Permit Applicability [326 IAC 2-7-2]

### **SECTION B GENERAL CONDITIONS ..... 8**

- B.1 Definitions [326 IAC 2-7-1]
- B.2 Permit Term  
[326 IAC 2-7-5(2)][326 IAC 2-1.1-9.5][326 IAC 2-7-4(a)(1)(D)][IC 13-15-3-6(a)]
- B.3 Term of Conditions [326 IAC 2-1.1-9.5]
- B.4 Enforceability [326 IAC 2-7-7] [IC 13-17-12]
- B.5 Severability [326 IAC 2-7-5(5)]
- B.6 Property Rights or Exclusive Privilege [326 IAC 2-7-5(6)(D)]
- B.7 Duty to Provide Information [326 IAC 2-7-5(6)(E)]
- B.8 Certification [326 IAC 2-7-4(f)][326 IAC 2-7-6(1)][326 IAC 2-7-5(3)(C)]
- B.9 Annual Compliance Certification [326 IAC 2-7-6(5)]
- B.10 Preventive Maintenance Plan [326 IAC 1-6-3][326 IAC 2-7-5(12)]
- B.11 Emergency Provisions [326 IAC 2-7-16]
- B.12 Permit Shield [326 IAC 2-7-15][326 IAC 2-7-20][326 IAC 2-7-12]
- B.13 Prior Permits Superseded [326 IAC 2-1.1-9.5][326 IAC 2-7-10.5]
- B.14 Termination of Right to Operate [326 IAC 2-7-10][326 IAC 2-7-4(a)]
- B.15 Permit Modification, Reopening, Revocation and Reissuance, or Termination  
[326 IAC 2-7-5(6)(C)][326 IAC 2-7-8(a)][326 IAC 2-7-9]
- B.16 Permit Renewal [326 IAC 2-7-3][326 IAC 2-7-4][326 IAC 2-7-8(e)]
- B.17 Permit Amendment or Modification [326 IAC 2-7-11][326 IAC 2-7-12]
- B.18 Permit Revision Under Economic Incentives and Other Programs [326 IAC 2-7-5(8)]  
[326 IAC 2-7-12(b)(2)]
- B.19 Operational Flexibility [326 IAC 2-7-20][326 IAC 2-7-10.5]
- B.20 Source Modification Requirement [326 IAC 2-7-10.5]
- B.21 Inspection and Entry [326 IAC 2-7-6][IC 13-14-2-2][IC 13-30-3-1][IC 13-17-3-2]
- B.22 Transfer of Ownership or Operational Control [326 IAC 2-7-11]
- B.23 Annual Fee Payment [326 IAC 2-7-19] [326 IAC 2-7-5(7)][326 IAC 2-1.1-7]
- B.24 Credible Evidence [326 IAC 2-7-5(3)][326 IAC 2-7-6][62 FR 8314] [326 IAC 1-1-6]

### **SECTION C SOURCE OPERATION CONDITIONS ..... 19**

#### **Emission Limitations and Standards [326 IAC 2-7-5(1)]**

- C.1 Particulate Emission Limitations For Processes with Process Weight Rates Less Than  
One Hundred (100) Pounds per Hour [326 IAC 6-3-2]
- C.2 Opacity [326 IAC 5-1]
- C.3 Open Burning [326 IAC 4-1] [IC 13-17-9]
- C.4 Incineration [326 IAC 4-2] [326 IAC 9-1-2]
- C.5 Fugitive Dust Emissions [326 IAC 6-4]
- C.6 Fugitive Particulate Matter Emissions [326 IAC 6.8-10-3]
- C.7 Asbestos Abatement Projects [326 IAC 14-10] [326 IAC 18] [40 CFR 61, Subpart M]

#### **Testing Requirements [326 IAC 2-7-6(1)]**

- C.8 Performance Testing [326 IAC 3-6]

### **Compliance Requirements [326 IAC 2-1.1-11]**

C.9 Compliance Requirements [326 IAC 2-1.1-11]

### **Compliance Monitoring Requirements [326 IAC 2-7-5(1)][326 IAC 2-7-6(1)]**

C.10 Compliance Monitoring [326 IAC 2-7-5(3)][326 IAC 2-7-6(1)]

C.11 Instrument Specifications [326 IAC 2-1.1-11] [326 IAC 2-7-5(3)] [326 IAC 2-7-6(1)]

### **Corrective Actions and Response Steps [326 IAC 2-7-5][326 IAC 2-7-6]**

C.12 Risk Management Plan [326 IAC 2-7-5(12)] [40 CFR 68]

C.13 Response to Excursions or Exceedances [326 IAC 2-7-5] [326 IAC 2-7-6]

C.14 Actions Related to Noncompliance Demonstrated by a Stack Test [326 IAC 2-7-5]  
[326 IAC 2-7-6]

### **Record Keeping and Reporting Requirements [326 IAC 2-7-5(3)] [326 IAC 2-7-19]**

C.15 Emission Statement [326 IAC 2-7-5(3)(C)(iii)][326 IAC 2-7-5(7)][326 IAC 2-7-19(c)]  
[326 IAC 2-6]

C.16 General Record Keeping Requirements [326 IAC 2-7-5(3)] [326 IAC 2-7-6]

C.17 General Reporting Requirements [326 IAC 2-7-5(3)(C)] [326 IAC 2-1.1-11]

### **Stratospheric Ozone Protection**

C.18 Compliance with 40 CFR 82 and 326 IAC 22-1

## **SECTION D.1 EMISSIONS UNIT OPERATION CONDITIONS..... 27**

### **Emission Limitations and Standards [326 IAC 2-7-5(1)]**

D.1.1 Storage Vessels [326 IAC 8-4-3(b)]

D.1.2 Storage Vessels [326 IAC 8-9-4(c)]

D.1.3 Preventive Maintenance Plan [326 IAC 2-7-5(12)]

### **Compliance Monitoring Requirements [326 IAC 2-7-5(1)] [326 IAC 2-7-6(1)]**

D.1.4 Monitoring [326 IAC 8-9-5(b)]

### **Record Keeping and Reporting Requirements [326 IAC 2-7-5(3)] [326 IAC 2-7-19] [326 IAC 8-9-6]**

D.1.5 Record Keeping Requirements

D.1.6 Reporting Requirements

## **SECTION D.2 EMISSIONS UNIT OPERATION CONDITIONS - Storage Tanks ..... 32**

### **Record Keeping and Reporting Requirements [326 IAC 2-7-5(3)] [326 IAC 2-7-19]**

D.2.1 Record Keeping Requirements

D.2.2 Reporting Requirements

## **SECTION E.1 EMISSIONS UNIT OPERATION CONDITIONS..... 33**

### **New Source Performance Standards (NSPS) Requirements [40 CFR Part 60]**

E.1.1 General Provisions Relating to New Source Performance Standards (NSPS) [326 IAC 12-1] [40 CFR 60, Subpart A]

E.1.2 New Source Performance Standards (NSPS) [326 IAC 12] [40 CFR 60, Subpart Ka]

## **SECTION E.2 EMISSIONS UNIT OPERATION CONDITIONS..... 34**

### **New Source Performance Standards (NSPS) Requirements [40 CFR Part 60]**

E.2.1 General Provisions Relating to New Source Performance Standards (NSPS) [326 IAC 12-1] [40 CFR 60, Subpart A]

E.2.2 New Source Performance Standards (NSPS) [326 IAC 12] [40 CFR 60, Subpart IIII]

**SECTION E.3 EMISSIONS UNIT OPERATION CONDITIONS..... 35**

**National Emission Standards for Hazardous Air Pollutants (NESHAP) Requirements [40 CFR Part 63]**

- E.3.1 General Provisions Relating to National Emission Standards for Hazardous Air Pollutants (NESHAP) [326 IAC 20-1] [40 CFR 63, Subpart A]
- E.3.2 National Emission Standards for Hazardous Air Pollutants (NESHAP) [326 IAC 20-82] [40 CFR 63, Subpart ZZZZ]

**SECTION E.4 EMISSIONS UNIT OPERATION CONDITIONS..... 36**

**National Emission Standards for Hazardous Air Pollutants (NESHAP) Requirements [40 CFR Part 63]**

- E.4.1 General Provisions Relating to National Emission Standards for Hazardous Air Pollutants (NESHAP) [40 CFR 63, Subpart A]
- E.4.2 National Emission Standards for Hazardous Air Pollutants (NESHAP)[40 CFR 63, Subpart BBBB]

**Certification ..... 38**

**Emergency Occurrence Report ..... 39**

**Quarterly Deviation and Compliance Monitoring Report..... 41**

**Attachment A Part 60, Subpart Ka**

**Attachment B Part 60, Subpart IIII**

**Attachment C Part 63, Subpart ZZZZ**

**Attachment D Part 63, Subpart BBBB**

## SECTION A

## SOURCE SUMMARY

This permit is based on information requested by the Indiana Department of Environmental Management (IDEM), Office of Air Quality (OAQ). The information describing the source contained in conditions A.1 through A.3 is descriptive information and does not constitute enforceable conditions. However, the Permittee should be aware that a physical change or a change in the method of operation that may render this descriptive information obsolete or inaccurate may trigger requirements for the Permittee to obtain additional permits or seek modification of this permit pursuant to 326 IAC 2, or change other applicable requirements presented in the permit application.

### A.1 General Information [326 IAC 2-7-4(c)][326 IAC 2-7-5(14)][326 IAC 2-7-1(22)]

---

The Permittee owns and operates a stationary Refined Petroleum Pipelines Operation.

Source Address:	3737 Michigan Street, Hammond, Indiana 46323
SIC Code:	4613
General Source Phone Number:	(219) 989-8262
County Location:	Lake
Source Location Status:	Nonattainment for ozone standard Attainment for all other criteria pollutants
Source Status:	Part 70 Operating Permit Program Minor Source, under PSD and Emission Offset Rules GHGs are less than 100,000 tons of CO <sub>2</sub> e per year. Minor Source, Section 112 of the Clean Air Act 1 of 28 Source Categories

### A.2 Emission Units and Pollution Control Equipment Summary [326 IAC 2-7-4(c)(3)][326 IAC 2-7-5(14)]

---

This stationary source consists of the following emission units and pollution control devices:

- (a) Ten (10) volatile organic liquid (gasoline, distillate, jet kerosene, or transmix) storage tanks, identified as tanks No. 622, 623, 632, 633, 636, 639, 652, 653, 690, and 691. Tank specifications are as follows:
- (1) One (1) storage tank, identified as Tank 622, constructed in 1971, with a capacity of 2,284,380 gallons and stores volatile organic liquid (VOL) with a maximum true vapor pressure less than or equal to 7 psia at 50°F. The tank has an internal steel pan floating roof with a liquid mounted metallic shoe seal.
  - (2) One (1) storage tank, identified as Tank 623, constructed in 1971, with a capacity of 3,412,290 gallons and stores volatile organic liquid (VOL) with a maximum true vapor pressure less than or equal to 7 psia at 50°F. The tank has an internal steel pan floating roof with a liquid mounted metallic shoe seal.
  - (3) One (1) storage tank, identified as Tank 632, constructed in 1971, with a capacity of 2,284,380 gallons and stores volatile organic liquid (VOL) with a maximum true vapor pressure less than or equal to 7 psia at 50°F. The tank has an internal steel pan floating roof with a liquid mounted metallic shoe seal.
  - (4) One (1) storage tank, identified as Tank 633, constructed in 1971, with a capacity of 5,063,730 gallons and stores volatile organic liquid (VOL) with a maximum true vapor pressure less than or equal to 7 psia at 50°F. The tank has an internal steel pan floating roof with a liquid mounted metallic shoe seal.

- (5) One (1) storage tank, identified as Tank 636, constructed in 1971, with a capacity of 3,412,290 gallons and stores volatile organic liquid (VOL) with a maximum true vapor pressure less than or equal to 7 psia at 50°F. The tank has an internal steel pan floating roof with a liquid mounted metallic shoe seal.
- (6) Two (2) storage tanks, identified as Tank 652 and 653, constructed in 1979, each with have a capacity of 4,060,980 gallons and store volatile organic liquid (VOL) with a maximum true vapor pressure less than or equal to 7 psia at 50°F. These tanks each have an internal aluminum pontoon floating roof with a vapor mounted double wiper seal.
- (7) One (1) storage tanks, identified as Tank 639, constructed in 1979 and modified in 2013, with a capacity of 4,060,980 gallons and stores volatile organic liquid (VOL) with a maximum true vapor pressure less than or equal to 7 psia at 50°F. The tank has a steel bulkhead internal floating roof with a primary mini mechanical shoe seal, with no secondary seal.
- (8) One (1) storage tank, identified as Tank 690, constructed in 1971, with a capacity of 1,015,140 gallons and stores volatile organic liquid (VOL) with a maximum true vapor pressure less than or equal to 7 psia at 50°F. The tank has an internal aluminum pontoon floating roof with a vapor mounted double wiper seal.
- (9) One (1) storage tank, identified as Tank 691, constructed in 1971, with a capacity of 872,424 gallons and stores volatile organic liquid (VOL) with a maximum true vapor pressure less than or equal to 7 psia at 50°F. The tank has an internal aluminum pontoon floating roof with a vapor mounted double wiper seal.
- (b) Four (4) volatile organic liquid (distillate or jet kerosene) storage tanks, identified as tanks No. 654, 656, 660, and 673. Tank specifications are as follows:
  - (1) One (1) storage tank, identified as Tank 654, constructed in 1971, with a capacity of 2,284,380 gallons and stores volatile organic liquid (VOL) with a maximum true vapor pressure less than or equal to 0.005 psia at 50°F. The tank has a fixed-cone roof.
  - (2) One (1) storage tank, identified as Tank 656, constructed in 1971, with a capacity of 1,015,140 gallons and stores volatile organic liquid (VOL) with a maximum true vapor pressure less than or equal to 0.005 psia at 50°F. The tank has a fixed-cone roof.
  - (3) One (1) storage tank, identified as Tank 660, constructed in 1971, with a capacity of 2,284,380 gallons and stores volatile organic liquid (VOL) with a maximum true vapor pressure less than or equal to 0.006 psia at 50°F. The tank has a fixed-cone roof.
  - (4) One (1) storage tank, identified as Tank 673, constructed in 1971 and modified in 2013, with a capacity of 9,135,000 gallons and stores volatile organic liquid (VOL) with a maximum true vapor pressure less than or equal to 0.006 psia at 50°F. The tank has a steel bulkhead internal floating roof with a primary mini mechanical shoe seal, with no secondary seal.



A.3 Specifically Regulated Insignificant Activities  
[326 IAC 2-7-1(21)][326 IAC 2-7-4(c)][326 IAC 2-7-5(14)]

---

This stationary source also includes the following insignificant activities which are specifically regulated, as defined in 326 IAC 2-7-1(21):

- (a) One (1) diesel emergency fire pump, approved in 2009 for installation, with a maximum capacity of 252 hp.
- (b) Unpaved roads and parking lots with public access [326 IAC 6-4].

A.4 Insignificant Activities [326 IAC 2-7-1(21)][326 IAC 2-7-4(c)][326 IAC 2-7-5(14)]

---

This stationary source also includes the following insignificant activities as defined in 326 IAC 2-7-1(21):

- (a) The following VOC and HAP storage containers: vessels storing lubricating oils, hydraulic oils, machining oils, and machining fluids.
- (b) The following equipment related to manufacturing activities not resulting in the emission of HAPs: cutting torches and welding equipment.
- (c) One (1) Packed Tower Air Stripper, identified as (Air Stripper) Air 1 used for the removal of volatile organic compounds (VOCs) from contaminated water drawn off the bottom of refined petroleum storage tanks. Maximum volume of contaminated water treated is not to exceed 600 gallons/hour. The tower's stack is 25 ft. high and 1 ft. in diameter with a discharge flowrate of 500 ACFM.

A.5 Part 70 Permit Applicability [326 IAC 2-7-2]

---

This stationary source is required to have a Part 70 permit by 326 IAC 2-7-2 (Applicability) because:

- (a) It is a major source, as defined in 326 IAC 2-7-1(22);
- (b) It is a source in a source category designated by the United States Environmental Protection Agency (U.S. EPA) under 40 CFR 70.3 (Part 70 - Applicability).

## SECTION B GENERAL CONDITIONS

### B.1 Definitions [326 IAC 2-7-1]

Terms in this permit shall have the definition assigned to such terms in the referenced regulation. In the absence of definitions in the referenced regulation, the applicable definitions found in the statutes or regulations (IC 13-11, 326 IAC 1-2 and 326 IAC 2-7) shall prevail.

### B.2 Permit Term [326 IAC 2-7-5(2)][326 IAC 2-1.1-9.5][326 IAC 2-7-4(a)(1)(D)][IC 13-15-3-6(a)]

- (a) This permit, T089-33459-00214, is issued for a fixed term of five (5) years from the issuance date of this permit, as determined in accordance with IC 4-21.5-3-5(f) and IC 13-15-5-3. Subsequent revisions, modifications, or amendments of this permit do not affect the expiration date of this permit.
- (b) If IDEM, OAQ, upon receiving a timely and complete renewal permit application, fails to issue or deny the permit renewal prior to the expiration date of this permit, this existing permit shall not expire and all terms and conditions shall continue in effect, including any permit shield provided in 326 IAC 2-7-15, until the renewal permit has been issued or denied.

### B.3 Term of Conditions [326 IAC 2-1.1-9.5]

Notwithstanding the permit term of a permit to construct, a permit to operate, or a permit modification, any condition established in a permit issued pursuant to a permitting program approved in the state implementation plan shall remain in effect until:

- (a) the condition is modified in a subsequent permit action pursuant to Title I of the Clean Air Act; or
- (b) the emission unit to which the condition pertains permanently ceases operation.

### B.4 Enforceability [326 IAC 2-7-7] [IC 13-17-12]

Unless otherwise stated, all terms and conditions in this permit, including any provisions designed to limit the source's potential to emit, are enforceable by IDEM, the United States Environmental Protection Agency (U.S. EPA) and by citizens in accordance with the Clean Air Act.

### B.5 Severability [326 IAC 2-7-5(5)]

The provisions of this permit are severable; a determination that any portion of this permit is invalid shall not affect the validity of the remainder of the permit.

### B.6 Property Rights or Exclusive Privilege [326 IAC 2-7-5(6)(D)]

This permit does not convey any property rights of any sort or any exclusive privilege.

### B.7 Duty to Provide Information [326 IAC 2-7-5(6)(E)]

- (a) The Permittee shall furnish to IDEM, OAQ, within a reasonable time, any information that IDEM, OAQ may request in writing to determine whether cause exists for modifying, revoking and reissuing, or terminating this permit, or to determine compliance with this permit. Upon request, the Permittee shall also furnish to IDEM, OAQ copies of records required to be kept by this permit.
- (b) For information furnished by the Permittee to IDEM, OAQ, the Permittee may include a claim of confidentiality in accordance with 326 IAC 17.1. When furnishing copies of requested records directly to U. S. EPA, the Permittee may assert a claim of confidentiality in accordance with 40 CFR 2, Subpart B.

### B.8 Certification [326 IAC 2-7-4(f)][326 IAC 2-7-6(1)][326 IAC 2-7-5(3)(C)]

- (a) A certification required by this permit meets the requirements of 326 IAC 2-7-6(1) if:

- (1) it contains a certification by a "responsible official" as defined by 326 IAC 2-7-1(35) and
- (2) the certification states that, based on information and belief formed after reasonable inquiry, the statements and information in the document are true, accurate, and complete.
- (b) The Permittee may use the attached Certification Form, or its equivalent with each submittal requiring certification. One (1) certification may cover multiple forms in one (1) submittal.
- (c) A "responsible official" is defined at 326 IAC 2-7-1(35).

**B.9 Annual Compliance Certification [326 IAC 2-7-6(5)]**

---

- (a) The Permittee shall annually submit a compliance certification report which addresses the status of the source's compliance with the terms and conditions contained in this permit, including emission limitations, standards, or work practices. All certifications shall cover the time period from January 1 to December 31 of the previous year, and shall be submitted no later than April 15 of each year to:

Indiana Department of Environmental Management  
Compliance and Enforcement Branch, Office of Air Quality  
100 North Senate Avenue  
MC 61-53 IGCN 1003  
Indianapolis, Indiana 46204-2251

and

United States Environmental Protection Agency, Region V  
Air and Radiation Division, Air Enforcement Branch - Indiana (AE-17J)  
77 West Jackson Boulevard  
Chicago, Illinois 60604-3590

- (b) The annual compliance certification report required by this permit shall be considered timely if the date postmarked on the envelope or certified mail receipt, or affixed by the shipper on the private shipping receipt, is on or before the date it is due. If the document is submitted by any other means, it shall be considered timely if received by IDEM, OAQ on or before the date it is due.
- (c) The annual compliance certification report shall include the following:
  - (1) The appropriate identification of each term or condition of this permit that is the basis of the certification;
  - (2) The compliance status;
  - (3) Whether compliance was continuous or intermittent;
  - (4) The methods used for determining the compliance status of the source, currently and over the reporting period consistent with 326 IAC 2-7-5(3); and
  - (5) Such other facts, as specified in Sections D of this permit, as IDEM, OAQ may require to determine the compliance status of the source.

The submittal by the Permittee does require a certification that meets the requirements of 326 IAC 2-7-6(1) by a "responsible official" as defined by 326 IAC 2-7-1(35).

**B.10 Preventive Maintenance Plan [326 IAC 1-6-3][326 IAC 2-7-5(12)]**

---

- (a) A Preventive Maintenance Plan meets the requirements of 326 IAC 1-6-3 if it includes, at a minimum:

- (1) Identification of the individual(s) responsible for inspecting, maintaining, and repairing emission control devices;
- (2) A description of the items or conditions that will be inspected and the inspection schedule for said items or conditions; and
- (3) Identification and quantification of the replacement parts that will be maintained in inventory for quick replacement.

The Permittee shall implement the PMPs.

- (b) If required by specific condition(s) in Section D of this permit where no PMP was previously required, the Permittee shall prepare and maintain Preventive Maintenance Plans (PMPs) no later than ninety (90) days after issuance of this permit or ninety (90) days after initial start-up, whichever is later, including the following information on each facility:

- (1) Identification of the individual(s) responsible for inspecting, maintaining, and repairing emission control devices;
- (2) A description of the items or conditions that will be inspected and the inspection schedule for said items or conditions; and
- (3) Identification and quantification of the replacement parts that will be maintained in inventory for quick replacement.

If, due to circumstances beyond the Permittee's control, the PMPs cannot be prepared and maintained within the above time frame, the Permittee may extend the date an additional ninety (90) days provided the Permittee notifies:

Indiana Department of Environmental Management  
Compliance and Enforcement Branch, Office of Air Quality  
100 North Senate Avenue  
MC 61-53 IGCN 1003  
Indianapolis, Indiana 46204-2251

The PMP extension notification does not require a certification that meets the requirements of 326 IAC 2-7-6(1) by a "responsible official" as defined by 326 IAC 2-7-1(35).

The Permittee shall implement the PMPs.

- (c) A copy of the PMPs shall be submitted to IDEM, OAQ upon request and within a reasonable time, and shall be subject to review and approval by IDEM, OAQ. IDEM, OAQ may require the Permittee to revise its PMPs whenever lack of proper maintenance causes or is the primary contributor to an exceedance of any limitation on emissions. The PMPs and their submittal do not require a certification that meets the requirements of 326 IAC 2-7-6(1) by a "responsible official" as defined by 326 IAC 2-7-1(35).

- (d) To the extent the Permittee is required by 40 CFR Part 60/63 to have an Operation Maintenance, and Monitoring (OMM) Plan for a unit, such Plan is deemed to satisfy the PMP requirements of 326 IAC 1-6-3 for that unit.

**B.11 Emergency Provisions [326 IAC 2-7-16]**

---

- (a) An emergency, as defined in 326 IAC 2-7-1(12), is not an affirmative defense for an action brought for noncompliance with a federal or state health-based emission limitation.
- (b) An emergency, as defined in 326 IAC 2-7-1(12), constitutes an affirmative defense to an action brought for noncompliance with a technology-based emission limitation if the affirmative defense of an emergency is demonstrated through properly signed, contemporaneous operating logs or other relevant evidence that describe the following:

- (1) An emergency occurred and the Permittee can, to the extent possible, identify the causes of the emergency;
- (2) The permitted facility was at the time being properly operated;
- (3) During the period of an emergency, the Permittee took all reasonable steps to minimize levels of emissions that exceeded the emission standards or other requirements in this permit;
- (4) For each emergency lasting one (1) hour or more, the Permittee notified IDEM, OAQ or Northwest Regional Office within four (4) daytime business hours after the beginning of the emergency, or after the emergency was discovered or reasonably should have been discovered;

Telephone Number: 1-800-451-6027 (ask for Office of Air Quality, Compliance and Enforcement Branch), or  
Telephone Number: 317-233-0178 (ask for Office of Air Quality, Compliance and Enforcement Branch)  
Facsimile Number: 317-233-6865  
Northwest Regional Office phone: (219) 464-0233; fax: (219) 464-0553.

- (5) For each emergency lasting one (1) hour or more, the Permittee submitted the attached Emergency Occurrence Report Form or its equivalent, either by mail or facsimile to:

Indiana Department of Environmental Management  
Compliance and Enforcement Branch, Office of Air Quality  
100 North Senate Avenue  
MC 61-53 IGCN 1003  
Indianapolis, Indiana 46204-2251

within two (2) working days of the time when emission limitations were exceeded due to the emergency.

The notice fulfills the requirement of 326 IAC 2-7-5(3)(C)(ii) and must contain the following:

- (A) A description of the emergency;
- (B) Any steps taken to mitigate the emissions; and

(C) Corrective actions taken.

The notification which shall be submitted by the Permittee does not require a certification that meets the requirements of 326 IAC 2-7-6(1) by a "responsible official" as defined by 326 IAC 2-7-1(35).

(6) The Permittee immediately took all reasonable steps to correct the emergency.

- (c) In any enforcement proceeding, the Permittee seeking to establish the occurrence of an emergency has the burden of proof.
- (d) This emergency provision supersedes 326 IAC 1-6 (Malfunctions). This permit condition is in addition to any emergency or upset provision contained in any applicable requirement.
- (e) The Permittee seeking to establish the occurrence of an emergency shall make records available upon request to ensure that failure to implement a PMP did not cause or contribute to an exceedance of any limitations on emissions. However, IDEM, OAQ may require that the Preventive Maintenance Plans required under 326 IAC 2-7-4(c)(8) be revised in response to an emergency.
- (f) Failure to notify IDEM, OAQ by telephone or facsimile of an emergency lasting more than one (1) hour in accordance with (b)(4) and (5) of this condition shall constitute a violation of 326 IAC 2-7 and any other applicable rules.
- (g) If the emergency situation causes a deviation from a technology-based limit, the Permittee may continue to operate the affected emitting facilities during the emergency provided the Permittee immediately takes all reasonable steps to correct the emergency and minimize emissions.

**B.12 Permit Shield [326 IAC 2-7-15][326 IAC 2-7-20][326 IAC 2-7-12]**

- (a) Pursuant to 326 IAC 2-7-15, the Permittee has been granted a permit shield. The permit shield provides that compliance with the conditions of this permit shall be deemed compliance with any applicable requirements as of the date of permit issuance, provided that either the applicable requirements are included and specifically identified in this permit or the permit contains an explicit determination or concise summary of a determination that other specifically identified requirements are not applicable. The Indiana statutes from IC 13 and rules from 326 IAC, referenced in conditions in this permit, are those applicable at the time the permit was issued. The issuance or possession of this permit shall not alone constitute a defense against an alleged violation of any law, regulation or standard, except for the requirement to obtain a Part 70 permit under 326 IAC 2-7 or for applicable requirements for which a permit shield has been granted.

This permit shield does not extend to applicable requirements which are promulgated after the date of issuance of this permit unless this permit has been modified to reflect such new requirements.

- (b) If, after issuance of this permit, it is determined that the permit is in nonconformance with an applicable requirement that applied to the source on the date of permit issuance, IDEM, OAQ, shall immediately take steps to reopen and revise this permit and issue a compliance order to the Permittee to ensure expeditious compliance with the applicable requirement until the permit is reissued. The permit shield shall continue in effect so long as the Permittee is in compliance with the compliance order.

- (c) No permit shield shall apply to any permit term or condition that is determined after issuance of this permit to have been based on erroneous information supplied in the permit application. Erroneous information means information that the Permittee knew to be false, or in the exercise of reasonable care should have been known to be false, at the time the information was submitted.
- (d) Nothing in 326 IAC 2-7-15 or in this permit shall alter or affect the following:
  - (1) The provisions of Section 303 of the Clean Air Act (emergency orders), including the authority of the U.S. EPA under Section 303 of the Clean Air Act;
  - (2) The liability of the Permittee for any violation of applicable requirements prior to or at the time of this permit's issuance;
  - (3) The applicable requirements of the acid rain program, consistent with Section 408(a) of the Clean Air Act; and
  - (4) The ability of U.S. EPA to obtain information from the Permittee under Section 114 of the Clean Air Act.
- (e) This permit shield is not applicable to any change made under 326 IAC 2-7-20(b)(2) (Sections 502(b)(10) of the Clean Air Act changes) and 326 IAC 2-7-20(c)(2) (trading based on State Implementation Plan (SIP) provisions).
- (f) This permit shield is not applicable to modifications eligible for group processing until after IDEM, OAQ, has issued the modifications. [326 IAC 2-7-12(c)(7)]
- (g) This permit shield is not applicable to minor Part 70 permit modifications until after IDEM, OAQ, has issued the modification. [326 IAC 2-7-12(b)(8)]

**B.13 Prior Permits Superseded [326 IAC 2-1.1-9.5][326 IAC 2-7-10.5]**

---

- (a) All terms and conditions of permits established prior to T089-33459-00214 and issued pursuant to permitting programs approved into the state implementation plan have been either:
  - (1) incorporated as originally stated,
  - (2) revised under 326 IAC 2-7-10.5, or
  - (3) deleted under 326 IAC 2-7-10.5.
- (b) Provided that all terms and conditions are accurately reflected in this permit, all previous registrations and permits are superseded by this part 70 operating permit.

**B.14 Termination of Right to Operate [326 IAC 2-7-10][326 IAC 2-7-4(a)]**

---

The Permittee's right to operate this source terminates with the expiration of this permit unless a timely and complete renewal application is submitted at least nine (9) months prior to the date of expiration of the source's existing permit, consistent with 326 IAC 2-7-3 and 326 IAC 2-7-4(a).

**B.15 Permit Modification, Reopening, Revocation and Reissuance, or Termination [326 IAC 2-7-5(6)(C)][326 IAC 2-7-8(a)][326 IAC 2-7-9]**

---

- (a) This permit may be modified, reopened, revoked and reissued, or terminated for cause. The filing of a request by the Permittee for a Part 70 Operating Permit modification, revocation and reissuance, or termination, or of a notification of planned changes or anticipated noncompliance does not stay any condition of this permit.

[326 IAC 2-7-5(6)(C)] The notification by the Permittee does require a certification that meets the requirements of 326 IAC 2-7-6(1) by a "responsible official" as defined by 326 IAC 2-7-1(35).

- (b) This permit shall be reopened and revised under any of the circumstances listed in IC 13-15-7-2 or if IDEM, OAQ determines any of the following:
  - (1) That this permit contains a material mistake.
  - (2) That inaccurate statements were made in establishing the emissions standards or other terms or conditions.
  - (3) That this permit must be revised or revoked to assure compliance with an applicable requirement. [326 IAC 2-7-9(a)(3)]
- (c) Proceedings by IDEM, OAQ to reopen and revise this permit shall follow the same procedures as apply to initial permit issuance and shall affect only those parts of this permit for which cause to reopen exists. Such reopening and revision shall be made as expeditiously as practicable. [326 IAC 2-7-9(b)]
- (d) The reopening and revision of this permit, under 326 IAC 2-7-9(a), shall not be initiated before notice of such intent is provided to the Permittee by IDEM, OAQ at least thirty (30) days in advance of the date this permit is to be reopened, except that IDEM, OAQ may provide a shorter time period in the case of an emergency. [326 IAC 2-7-9(c)]

**B.16 Permit Renewal [326 IAC 2-7-3][326 IAC 2-7-4][326 IAC 2-7-8(e)]**

---

- (a) The application for renewal shall be submitted using the application form or forms prescribed by IDEM, OAQ and shall include the information specified in 326 IAC 2-7-4. Such information shall be included in the application for each emission unit at this source, except those emission units included on the trivial or insignificant activities list contained in 326 IAC 2-7-1(21) and 326 IAC 2-7-1(40). The renewal application does require a certification that meets the requirements of 326 IAC 2-7-6(1) by a "responsible official" as defined by 326 IAC 2-7-1(35).

Request for renewal shall be submitted to:

Indiana Department of Environmental Management  
Permit Administration and Support Section, Office of Air Quality  
100 North Senate Avenue  
MC 61-53 IGCN 1003  
Indianapolis, Indiana 46204-2251

- (b) A timely renewal application is one that is:
  - (1) Submitted at least nine (9) months prior to the date of the expiration of this permit; and
  - (2) If the date postmarked on the envelope or certified mail receipt, or affixed by the shipper on the private shipping receipt, is on or before the date it is due. If the document is submitted by any other means, it shall be considered timely if received by IDEM, OAQ on or before the date it is due.
- (c) If the Permittee submits a timely and complete application for renewal of this permit, the source's failure to have a permit is not a violation of 326 IAC 2-7 until IDEM, OAQ takes final action on the renewal application, except that this protection shall cease to apply if,



subsequent to the completeness determination, the Permittee fails to submit by the deadline specified, pursuant to 326 IAC 2-7-4(a)(2)(D), in writing by IDEM, OAQ any additional information identified as being needed to process the application.

**B.17 Permit Amendment or Modification [326 IAC 2-7-11][326 IAC 2-7-12]**

---

- (a) Permit amendments and modifications are governed by the requirements of 326 IAC 2-7-11 or 326 IAC 2-7-12 whenever the Permittee seeks to amend or modify this permit.

- (b) Any application requesting an amendment or modification of this permit shall be submitted to:

Indiana Department of Environmental Management  
Permit Administration and Support Section, Office of Air Quality  
100 North Senate Avenue  
MC 61-53 IGCN 1003  
Indianapolis, Indiana 46204-2251

Any such application does require a certification that meets the requirements of 326 IAC 2-7-6(1) by a "responsible official" as defined by 326 IAC 2-7-1(35).

- (c) The Permittee may implement administrative amendment changes addressed in the request for an administrative amendment immediately upon submittal of the request. [326 IAC 2-7-11(c)(3)]

**B.18 Permit Revision Under Economic Incentives and Other Programs  
[326 IAC 2-7-5(8)][326 IAC 2-7-12(b)(2)]**

---

- (a) No Part 70 permit revision or notice shall be required under any approved economic incentives, marketable Part 70 permits, emissions trading, and other similar programs or processes for changes that are provided for in a Part 70 permit.
- (b) Notwithstanding 326 IAC 2-7-12(b)(1) and 326 IAC 2-7-12(c)(1), minor Part 70 permit modification procedures may be used for Part 70 modifications involving the use of economic incentives, marketable Part 70 permits, emissions trading, and other similar approaches to the extent that such minor Part 70 permit modification procedures are explicitly provided for in the applicable State Implementation Plan (SIP) or in applicable requirements promulgated or approved by the U.S. EPA.

**B.19 Operational Flexibility [326 IAC 2-7-20][326 IAC 2-7-10.5]**

---

- (a) The Permittee may make any change or changes at the source that are described in 326 IAC 2-7-20(b) or (c) without a prior permit revision, if each of the following conditions is met:
- (1) The changes are not modifications under any provision of Title I of the Clean Air Act;
  - (2) Any preconstruction approval required by 326 IAC 2-7-10.5 has been obtained;
  - (3) The changes do not result in emissions which exceed the limitations provided in this permit (whether expressed herein as a rate of emissions or in terms of total emissions);
  - (4) The Permittee notifies the:

Indiana Department of Environmental Management  
Permit Administration and Support Section, Office of Air Quality  
100 North Senate Avenue  
MC 61-53 IGCN 1003  
Indianapolis, Indiana 46204-2251

and

United States Environmental Protection Agency, Region V  
Air and Radiation Division, Regulation Development Branch - Indiana (AR-18J)  
77 West Jackson Boulevard  
Chicago, Illinois 60604-3590

in advance of the change by written notification at least ten (10) days in advance of the proposed change. The Permittee shall attach every such notice to the Permittee's copy of this permit; and

- (5) The Permittee maintains records on-site, on a rolling five (5) year basis, which document all such changes and emission trades that are subject to 326 IAC 2-7-20(b)(1) and (c)(1). The Permittee shall make such records available, upon reasonable request, for public review.

Such records shall consist of all information required to be submitted to IDEM, OAQ in the notices specified in 326 IAC 2-7-20(b)(1) and (c)(1).

- (b) The Permittee may make Section 502(b)(10) of the Clean Air Act changes (this term is defined at 326 IAC 2-7-1(36)) without a permit revision, subject to the constraint of 326 IAC 2-7-20(a). For each such Section 502(b)(10) of the Clean Air Act change, the required written notification shall include the following:

- (1) A brief description of the change within the source;
- (2) The date on which the change will occur;
- (3) Any change in emissions; and
- (4) Any permit term or condition that is no longer applicable as a result of the change.

The notification which shall be submitted is not considered an application form, report or compliance certification. Therefore, the notification by the Permittee does not require a certification that meets the requirements of 326 IAC 2-7-6(1) by a "responsible official" as defined by 326 IAC 2-7-1(35).

- (c) Emission Trades [326 IAC 2-7-20(c)]  
The Permittee may trade emissions increases and decreases at the source, where the applicable SIP provides for such emission trades without requiring a permit revision, subject to the constraints of Section (a) of this condition and those in 326 IAC 2-7-20(c).
- (d) Alternative Operating Scenarios [326 IAC 2-7-20(d)]  
The Permittee may make changes at the source within the range of alternative operating scenarios that are described in the terms and conditions of this permit in accordance with 326 IAC 2-7-5(9). No prior notification of IDEM, OAQ, or U.S. EPA is required.

- (e) Backup fuel switches specifically addressed in, and limited under, Section D of this permit shall not be considered alternative operating scenarios. Therefore, the notification requirements of part (a) of this condition do not apply.

**B.20 Source Modification Requirement [326 IAC 2-7-10.5]**

---

A modification, construction, or reconstruction is governed by the requirements of 326 IAC 2.

**B.21 Inspection and Entry [326 IAC 2-7-6][IC 13-14-2-2][IC 13-30-3-1][IC 13-17-3-2]**

---

Upon presentation of proper identification cards, credentials, and other documents as may be required by law, and subject to the Permittee's right under all applicable laws and regulations to assert that the information collected by the agency is confidential and entitled to be treated as such, the Permittee shall allow IDEM, OAQ, U.S. EPA, or an authorized representative to perform the following:

- (a) Enter upon the Permittee's premises where a Part 70 source is located, or emissions related activity is conducted, or where records must be kept under the conditions of this permit;
- (b) As authorized by the Clean Air Act, IC 13-14-2-2, IC 13-17-3-2, and IC 13-30-3-1, have access to and copy any records that must be kept under the conditions of this permit;
- (c) As authorized by the Clean Air Act, IC 13-14-2-2, IC 13-17-3-2, and IC 13-30-3-1, inspect any facilities, equipment (including monitoring and air pollution control equipment), practices, or operations regulated or required under this permit;
- (d) As authorized by the Clean Air Act, IC 13-14-2-2, IC 13-17-3-2, and IC 13-30-3-1, sample or monitor substances or parameters for the purpose of assuring compliance with this permit or applicable requirements; and
- (e) As authorized by the Clean Air Act, IC 13-14-2-2, IC 13-17-3-2, and IC 13-30-3-1, utilize any photographic, recording, testing, monitoring, or other equipment for the purpose of assuring compliance with this permit or applicable requirements.

**B.22 Transfer of Ownership or Operational Control [326 IAC 2-7-11]**

---

- (a) The Permittee must comply with the requirements of 326 IAC 2-7-11 whenever the Permittee seeks to change the ownership or operational control of the source and no other change in the permit is necessary.
- (b) Any application requesting a change in the ownership or operational control of the source shall contain a written agreement containing a specific date for transfer of permit responsibility, coverage and liability between the current and new Permittee. The application shall be submitted to:

Indiana Department of Environmental Management  
Permit Administration and Support Section, Office of Air Quality  
100 North Senate Avenue  
MC 61-53 IGCN 1003  
Indianapolis, Indiana 46204-2251

Any such application does require a certification that meets the requirements of 326 IAC 2-7-6(1) by a "responsible official" as defined by 326 IAC 2-7-1(35).

- (c) The Permittee may implement administrative amendment changes addressed in the request for an administrative amendment immediately upon submittal of the request. [326 IAC 2-7-11(c)(3)]

B.23 Annual Fee Payment [326 IAC 2-7-19] [326 IAC 2-7-5(7)][326 IAC 2-1.1-7]

- (a) The Permittee shall pay annual fees to IDEM, OAQ within thirty (30) calendar days of receipt of a billing. Pursuant to 326 IAC 2-7-19(b), if the Permittee does not receive a bill from IDEM, OAQ the applicable fee is due April 1 of each year.
- (b) Except as provided in 326 IAC 2-7-19(e), failure to pay may result in administrative enforcement action or revocation of this permit.
- (c) The Permittee may call the following telephone numbers: 1-800-451-6027 or 317-233-4230 (ask for OAQ, Billing, Licensing, and Training Section), to determine the appropriate permit fee.

B.24 Credible Evidence [326 IAC 2-7-5(3)][326 IAC 2-7-6][62 FR 8314] [326 IAC 1-1-6]

For the purpose of submitting compliance certifications or establishing whether or not the Permittee has violated or is in violation of any condition of this permit, nothing in this permit shall preclude the use, including the exclusive use, of any credible evidence or information relevant to whether the Permittee would have been in compliance with the condition of this permit if the appropriate performance or compliance test or procedure had been performed.

## SECTION C

## SOURCE OPERATION CONDITIONS

### Entire Source

#### Emission Limitations and Standards [326 IAC 2-7-5(1)]

**C.1 Particulate Emission Limitations For Processes with Process Weight Rates Less Than One Hundred (100) Pounds per Hour [326 IAC 6-3-2]**

Pursuant to 326 IAC 6-3-2(e)(2), particulate emissions from any process not exempt under 326 IAC 6-3-1(b) or (c) which has a maximum process weight rate less than 100 pounds per hour and the methods in 326 IAC 6-3-2(b) through (d) do not apply shall not exceed 0.551 pounds per hour.

**C.2 Opacity [326 IAC 5-1]**

Pursuant to 326 IAC 5-1-2 (Opacity Limitations), except as provided in 326 IAC 5-1-1 (Applicability) and 326 IAC 5-1-3 (Temporary Alternative Opacity Limitations), opacity shall meet the following, unless otherwise stated in this permit:

- (a) Opacity shall not exceed an average of twenty percent (20%) in any one (1) six (6) minute averaging period as determined in 326 IAC 5-1-4.
- (b) Opacity shall not exceed sixty percent (60%) for more than a cumulative total of fifteen (15) minutes (sixty (60) readings as measured according to 40 CFR 60, Appendix A, Method 9 or fifteen (15) one (1) minute nonoverlapping integrated averages for a continuous opacity monitor) in a six (6) hour period.

**C.3 Open Burning [326 IAC 4-1] [IC 13-17-9]**

The Permittee shall not open burn any material except as provided in 326 IAC 4-1-3, 326 IAC 4-1-4 or 326 IAC 4-1-6. The previous sentence notwithstanding, the Permittee may open burn in accordance with an open burning approval issued by the Commissioner under 326 IAC 4-1-4.1.

**C.4 Incineration [326 IAC 4-2] [326 IAC 9-1-2]**

The Permittee shall not operate an incinerator except as provided in 326 IAC 4-2 or this permit. The Permittee shall not operate a refuse incinerator or refuse burning equipment except as provided in 326 IAC 9-1-2 or in this permit.

**C.5 Fugitive Dust Emissions [326 IAC 6-4]**

The Permittee shall not allow fugitive dust to escape beyond the property line or boundaries of the property, right-of-way, or easement on which the source is located, in a manner that would violate 326 IAC 6-4 (Fugitive Dust Emissions). 326 IAC 6-4-2(4) is not federally enforceable.

**C.6 Fugitive Particulate Matter Emissions [326 IAC 6.8-10-3]**

Pursuant to 326 IAC 6.8-10-3 (formerly 326 IAC 6-1-11.1) (Lake County Fugitive Particulate Matter Control Requirements), the particulate matter emissions from source wide activities shall meet the following requirements:

- (a) The average instantaneous opacity of fugitive particulate emissions from a paved road shall not exceed ten percent (10%).
- (b) The average instantaneous opacity of fugitive particulate emissions from an unpaved road shall not exceed ten percent (10%).
- (c) The opacity of fugitive particulate emissions from exposed areas shall not exceed ten percent (10%) on a six (6) minute average.

- (d) The opacity of fugitive particulate emissions from continuous transfer of material onto and out of storage piles shall not exceed ten percent (10%) on a three (3) minute average.
- (e) The opacity of fugitive particulate emissions from storage piles shall not exceed ten percent (10%) on a six (6) minute average.
- (f) There shall be a zero (0) percent frequency of visible emission observations of a material during the inplant transportation of material by truck or rail at any time.
- (g) The opacity of fugitive particulate emissions from the inplant transportation of material by front end loaders and skip hoists shall not exceed ten percent (10%).
- (h) Material processing facilities shall include the following:
  - (1) There shall be a zero (0) percent frequency of visible emission observations from a building enclosing all or part of the material processing equipment, except from a vent in the building.
  - (2) The PM<sub>10</sub> emissions from building vents shall not exceed twenty-two thousandths (0.022) grains per dry standard cubic foot and ten percent (10%) opacity.
  - (3) The PM<sub>10</sub> stack emissions from a material processing facility shall not exceed twenty-two thousandths (0.022) grains per dry standard cubic foot and ten percent (10%) opacity.
  - (4) The opacity of fugitive particulate emissions from the material processing facilities, except a crusher at which a capture system is not used, shall not exceed ten percent (10%) opacity.
  - (5) The opacity of fugitive particulate emissions from a crusher at which a capture system is not used shall not exceed fifteen percent (15%).
- (i) The opacity of particulate emissions from dust handling equipment shall not exceed ten percent (10%).
- (j) Material transfer limits shall be as follows:
  - (1) The average instantaneous opacity of fugitive particulate emissions from batch transfer shall not exceed ten percent (10%).
  - (2) Where adequate wetting of the material for fugitive particulate emissions control is prohibitive to further processing or reuse of the material, the opacity shall not exceed ten percent (10%), three (3) minute average.
  - (3) Slag and kish handling activities at integrated iron and steel plants shall comply with the following particulate emissions limits:
    - (A) The opacity of fugitive particulate emissions from transfer from pots and trucks into pits shall not exceed twenty percent (20%) on a six (6) minute average.
    - (B) The opacity of fugitive particulate emissions from transfer from pits into front end loaders and from transfer from front end loaders into trucks

shall comply with the fugitive particulate emission limits in 326 IAC 6.8-10-3(9).

- (k) Any facility or operation not specified in 326 IAC 6.8-10-3 shall meet a twenty percent (20%), three (3) minute average opacity standard.

The Permittee shall achieve these limits by controlling fugitive particulate matter emissions according to the attached Fugitive Dust Control Plan.

C.7 Asbestos Abatement Projects [326 IAC 14-10] [326 IAC 18] [40 CFR 61, Subpart M]

- (a) Notification requirements apply to each owner or operator. If the combined amount of regulated asbestos containing material (RACM) to be stripped, removed or disturbed is at least 260 linear feet on pipes or 160 square feet on other facility components, or at least thirty-five (35) cubic feet on all facility components, then the notification requirements of 326 IAC 14-10-3 are mandatory. All demolition projects require notification whether or not asbestos is present.
- (b) The Permittee shall ensure that a written notification is sent on a form provided by the Commissioner at least ten (10) working days before asbestos stripping or removal work or before demolition begins, per 326 IAC 14-10-3, and shall update such notice as necessary, including, but not limited to the following:
- (1) When the amount of affected asbestos containing material increases or decreases by at least twenty percent (20%); or
- (2) If there is a change in the following:
- (A) Asbestos removal or demolition start date;
- (B) Removal or demolition contractor; or
- (C) Waste disposal site.
- (c) The Permittee shall ensure that the notice is postmarked or delivered according to the guidelines set forth in 326 IAC 14-10-3(2).
- (d) The notice to be submitted shall include the information enumerated in 326 IAC 14-10-3(3).

All required notifications shall be submitted to:

Indiana Department of Environmental Management  
Compliance and Enforcement Branch, Office of Air Quality  
100 North Senate Avenue  
MC 61-53 IGCN 1003  
Indianapolis, Indiana 46204-2251

The notice shall include a signed certification from the owner or operator that the information provided in this notification is correct and that only Indiana licensed workers and project supervisors will be used to implement the asbestos removal project. The notifications do not require a certification that meets the requirements of 326 IAC 2-7-6(1) by a "responsible official" as defined by 326 IAC 2-7-1(35).

- (e) **Procedures for Asbestos Emission Control**  
The Permittee shall comply with the applicable emission control procedures in 326 IAC 14-10-4 and 40 CFR 61.145(c). Per 326 IAC 14-10-1, emission control requirements are applicable for any removal or disturbance of RACM greater than three (3) linear feet on pipes or three (3) square feet on any other facility components or a total of at least 0.75 cubic feet on all facility components.
- (f) **Demolition and Renovation**  
The Permittee shall thoroughly inspect the affected facility or part of the facility where the demolition or renovation will occur for the presence of asbestos pursuant to 40 CFR 61.145(a).
- (g) **Indiana Licensed Asbestos Inspector**  
The Permittee shall comply with 326 IAC 14-10-1(a) that requires the owner or operator, prior to a renovation/demolition, to use an Indiana Licensed Asbestos Inspector to thoroughly inspect the affected portion of the facility for the presence of asbestos. The requirement to use an Indiana Licensed Asbestos inspector is not federally enforceable.

### **Testing Requirements [326 IAC 2-7-6(1)]**

#### **C.8 Performance Testing [326 IAC 3-6]**

---

- (a) For performance testing required by this permit, a test protocol, except as provided elsewhere in this permit, shall be submitted to:  
  
Indiana Department of Environmental Management  
Compliance and Enforcement Branch, Office of Air Quality  
100 North Senate Avenue  
MC 61-53 IGCN 1003  
Indianapolis, Indiana 46204-2251  
  
no later than thirty-five (35) days prior to the intended test date. The protocol submitted by the Permittee does not require a certification that meets the requirements of 326 IAC 2-7-6(1) by a "responsible official" as defined by 326 IAC 2-7-1(35).
- (b) The Permittee shall notify IDEM, OAQ of the actual test date at least fourteen (14) days prior to the actual test date. The notification submitted by the Permittee does not require a certification that meets the requirements of 326 IAC 2-7-6(1) by a "responsible official" as defined by 326 IAC 2-7-1(35).
- (c) Pursuant to 326 IAC 3-6-4(b), all test reports must be received by IDEM, OAQ not later than forty-five (45) days after the completion of the testing. An extension may be granted by IDEM, OAQ if the Permittee submits to IDEM, OAQ a reasonable written explanation not later than five (5) days prior to the end of the initial forty-five (45) day period.

### **Compliance Requirements [326 IAC 2-1.1-11]**

#### **C.9 Compliance Requirements [326 IAC 2-1.1-11]**

---

The commissioner may require stack testing, monitoring, or reporting at any time to assure compliance with all applicable requirements by issuing an order under 326 IAC 2-1.1-11. Any monitoring or testing shall be performed in accordance with 326 IAC 3 or other methods approved by the commissioner or the U. S. EPA.



## **Compliance Monitoring Requirements [326 IAC 2-7-5(1)][326 IAC 2-7-6(1)]**

### **C.10 Compliance Monitoring [326 IAC 2-7-5(3)][326 IAC 2-7-6(1)]**

---

- (a) For new units:  
Unless otherwise specified in the approval for the new emission unit(s), compliance monitoring for new emission units shall be implemented on and after the date of initial start-up.
- (b) For existing units:  
Unless otherwise specified in this permit, for all monitoring requirements not already legally required, the Permittee shall be allowed up to ninety (90) days from the date of permit issuance, to begin such monitoring. If due to circumstances beyond the Permittee's control, any monitoring equipment required by this permit cannot be installed and operated no later than ninety (90) days after permit issuance the Permittee may extend the compliance schedule related to the equipment for an additional ninety (90) days provided the Permittee notifies:

Indiana Department of Environmental Management  
Compliance and Enforcement Branch, Office of Air Quality  
100 North Senate Avenue  
MC 61-53 IGCN 1003  
Indianapolis, Indiana 46204-2251

in writing, prior to the end of the initial ninety (90) day compliance schedule, with full justification of the reasons for the inability to meet this date.

The notification which shall be submitted by the Permittee does require a certification that meets the requirements of 326 IAC 2-7-6(1) by a "responsible official" as defined by 326 IAC 2-7-1(35).

### **C.11 Instrument Specifications [326 IAC 2-1.1-11] [326 IAC 2-7-5(3)] [326 IAC 2-7-6(1)]**

---

- (a) When required by any condition of this permit, an analog instrument used to measure a parameter related to the operation of an air pollution control device shall have a scale such that the expected maximum reading for the normal range shall be no less than twenty percent (20%) of full scale. The analog instrument shall be capable of measuring values outside of the normal range.
- (b) The Permittee may request that the IDEM, OAQ approve the use of an instrument that does not meet the above specifications provided the Permittee can demonstrate that an alternative instrument specification will adequately ensure compliance with permit conditions requiring the measurement of the parameters.

## **Corrective Actions and Response Steps [326 IAC 2-7-5][326 IAC 2-7-6]**

### **C.12 Risk Management Plan [326 IAC 2-7-5(12)] [40 CFR 68]**

---

If a regulated substance, as defined in 40 CFR 68, is present at a source in more than a threshold quantity, the Permittee must comply with the applicable requirements of 40 CFR 68.

### **C.13 Response to Excursions or Exceedances [326 IAC 2-7-5] [326 IAC 2-7-6]**

---

Upon detecting an excursion where a response step is required by the D Section or an exceedance of a limitation in this permit:

- (a) The Permittee shall take reasonable response steps to restore operation of the emissions unit (including any control device and associated capture system) to its normal or usual

manner of operation as expeditiously as practicable in accordance with good air pollution control practices for minimizing excess emissions.

- (b) The response shall include minimizing the period of any startup, shutdown or malfunction. The response may include, but is not limited to, the following:
  - (1) initial inspection and evaluation;
  - (2) recording that operations returned or are returning to normal without operator action (such as through response by a computerized distribution control system); or
  - (3) any necessary follow-up actions to return operation to normal or usual manner of operation.
- (c) A determination of whether the Permittee has used acceptable procedures in response to an excursion or exceedance will be based on information available, which may include, but is not limited to, the following:
  - (1) monitoring results;
  - (2) review of operation and maintenance procedures and records; and/or
  - (3) inspection of the control device, associated capture system, and the process.
- (d) Failure to take reasonable response steps shall be considered a deviation from the permit.
- (e) The Permittee shall record the reasonable response steps taken.

**C.14 Actions Related to Noncompliance Demonstrated by a Stack Test [326 IAC 2-7-5][326 IAC 2-7-6]**

- (a) When the results of a stack test performed in conformance with Section C - Performance Testing, of this permit exceed the level specified in any condition of this permit, the Permittee shall submit a description of its response actions to IDEM, OAQ, no later than seventy-five (75) days after the date of the test.
- (b) A retest to demonstrate compliance shall be performed no later than one hundred eighty (180) days after the date of the test. Should the Permittee demonstrate to IDEM, OAQ that retesting in one hundred eighty (180) days is not practicable, IDEM, OAQ may extend the retesting deadline.
- (c) IDEM, OAQ reserves the authority to take any actions allowed under law in response to noncompliant stack tests.

The response action documents submitted pursuant to this condition do require a certification that meets the requirements of 326 IAC 2-7-6(1) by a "responsible official" as defined by 326 IAC 2-7-1(35).

**Record Keeping and Reporting Requirements [326 IAC 2-7-5(3)] [326 IAC 2-7-19]**

**C.15 Emission Statement [326 IAC 2-7-5(3)(C)(iii)][326 IAC 2-7-5(7)][326 IAC 2-7-19(c)][326 IAC 2-6]**

- (a) In accordance with the compliance schedule specified in 326 IAC 2-6-3(b)(1), the Permittee shall submit by July 1 an emission statement covering the previous calendar year as follows:

- (1) starting in 2004 and every three (3) years thereafter, and
  - (2) any year not already required under (1) if the source emits volatile organic compounds or oxides of nitrogen into the ambient air at levels equal to or greater than twenty-five (25) tons during the previous calendar year.
- (b) The emission statement shall contain, at a minimum, the information specified in 326 IAC 2-6-4(c) and shall meet the following requirements:
- (1) Indicate estimated actual emissions of all pollutants listed in 326 IAC 2-6-4(a);
  - (2) Indicate estimated actual emissions of regulated pollutants as defined by 326 IAC 2-7-1(32) ("Regulated pollutant, which is used only for purposes of Section 19 of this rule") from the source, for purpose of fee assessment.

The statement must be submitted to:

Indiana Department of Environmental Management  
Technical Support and Modeling Section, Office of Air Quality  
100 North Senate Avenue  
MC 61-50 IGCN 1003  
Indianapolis, Indiana 46204-2251

The emission statement does require a certification that meets the requirements of 326 IAC 2-7-6(1) by a "responsible official" as defined by 326 IAC 2-7-1(35).

**C.16 General Record Keeping Requirements [326 IAC 2-7-5(3)] [326 IAC 2-7-6]**

---

- (a) Records of all required monitoring data, reports and support information required by this permit shall be retained for a period of at least five (5) years from the date of monitoring sample, measurement, report, or application. Support information includes the following, where applicable:
- (AA) All calibration and maintenance records.
  - (BB) All original strip chart recordings for continuous monitoring instrumentation.
  - (CC) Copies of all reports required by the Part 70 permit.

Records of required monitoring information include the following, where applicable:

- (AA) The date, place, as defined in this permit, and time of sampling or measurements.
- (BB) The dates analyses were performed.
- (CC) The company or entity that performed the analyses.
- (DD) The analytical techniques or methods used.
- (EE) The results of such analyses.
- (FF) The operating conditions as existing at the time of sampling or measurement.

These records shall be physically present or electronically accessible at the source location for a minimum of three (3) years. The records may be stored elsewhere for the remaining two (2) years as long as they are available upon request. If the Commissioner makes a request for records to the Permittee, the Permittee shall furnish the records to the Commissioner within a reasonable time.

- (b) Unless otherwise specified in this permit, for all record keeping requirements not already legally required, the Permittee shall be allowed up to ninety (90) days from the date of permit issuance or the date of initial start-up, whichever is later, to begin such record keeping.

**C.17 General Reporting Requirements [326 IAC 2-7-5(3)(C)] [326 IAC 2-1.1-11]**

---

- (a) The Permittee shall submit the attached Quarterly Deviation and Compliance Monitoring Report or its equivalent. Proper notice submittal under Section B –Emergency Provisions satisfies the reporting requirements of this paragraph. Any deviation from permit requirements, the date(s) of each deviation, the cause of the deviation, and the response steps taken must be reported except that a deviation required to be reported pursuant to an applicable requirement that exists independent of this permit, shall be reported according to the schedule stated in the applicable requirement and does not need to be included in this report. This report shall be submitted not later than thirty (30) days after the end of the reporting period. The Quarterly Deviation and Compliance Monitoring Report shall include a certification that meets the requirements of 326 IAC 2-7-6(1) by a "responsible official" as defined by 326 IAC 2-7-1(35). A deviation is an exceedance of a permit limitation or a failure to comply with a requirement of the permit.
- (b) The address for report submittal is:  
  
Indiana Department of Environmental Management  
Compliance and Enforcement Branch, Office of Air Quality  
100 North Senate Avenue  
MC 61-53 IGCN 1003  
Indianapolis, Indiana 46204-2251
- (c) Unless otherwise specified in this permit, any notice, report, or other submission required by this permit shall be considered timely if the date postmarked on the envelope or certified mail receipt, or affixed by the shipper on the private shipping receipt, is on or before the date it is due. If the document is submitted by any other means, it shall be considered timely if received by IDEM, OAQ on or before the date it is due.
- (d) Reporting periods are based on calendar years, unless otherwise specified in this permit. For the purpose of this permit "calendar year" means the twelve (12) month period from January 1 to December 31 inclusive.

**Stratospheric Ozone Protection**

**C.18 Compliance with 40 CFR 82 and 326 IAC 22-1**

---

Pursuant to 40 CFR 82 (Protection of Stratospheric Ozone), Subpart F, except as provided for motor vehicle air conditioners in Subpart B, the Permittee shall comply with applicable standards for recycling and emissions reduction.

## SECTION D.1 EMISSIONS UNIT OPERATION CONDITIONS]

### Emissions Unit Description: Storage Tanks

- (a) Ten (10) volatile organic liquid (gasoline, distillate, jet kerosene, or transmix) storage tanks, identified as tanks No. 622, 623, 632, 633, 636, 639, 652, 653, 690, and 691. Tank specifications are as follows:
- (1) One (1) storage tank, identified as Tank 622, constructed in 1971, with a capacity of 2,284,380 gallons and stores volatile organic liquid (VOL) with a maximum true vapor pressure less than or equal to 7 psia at 50°F. The tank has an internal steel pan floating roof with a liquid mounted metallic shoe seal.
  - (2) One (1) storage tank, identified as Tank 623, constructed in 1971, with a capacity of 3,412,290 gallons and stores volatile organic liquid (VOL) with a maximum true vapor pressure less than or equal to 7 psia at 50°F. The tank has an internal steel pan floating roof with a liquid mounted metallic shoe seal.
  - (3) One (1) storage tank, identified as Tank 632, constructed in 1971, with a capacity of 2,284,380 gallons and stores volatile organic liquid (VOL) with a maximum true vapor pressure less than or equal to 7 psia at 50°F. The tank has an internal steel pan floating roof with a liquid mounted metallic shoe seal.
  - (4) One (1) storage tank, identified as Tank 633, constructed in 1971, with a capacity of 5,063,730 gallons and stores volatile organic liquid (VOL) with a maximum true vapor pressure less than or equal to 7 psia at 50°F. The tank has an internal steel pan floating roof with a liquid mounted metallic shoe seal.
  - (5) One (1) storage tank, identified as Tank 636, constructed in 1971, with a capacity of 3,412,290 gallons and stores volatile organic liquid (VOL) with a maximum true vapor pressure less than or equal to 7 psia at 50°F. The tank has an internal steel pan floating roof with a liquid mounted metallic shoe seal.
  - (6) Two (2) storage tanks, identified as Tank, 652 and 653, constructed in 1979, each with have a capacity of 4,060,980 gallons and store volatile organic liquid (VOL) with a maximum true vapor pressure less than or equal to 7 psia at 50°F. These tanks each have an internal aluminum pontoon floating roof with a vapor mounted double wiper seal.
  - (7) One (1) storage tank, identified as Tank 639, constructed in 1979 and modified in 2013, with a capacity of 4,060,980 gallons and stores volatile organic liquid (VOL) with a maximum true vapor pressure less than or equal to 7 psia at 50°F. The tank has a steel bulkhead internal floating roof with a primary mini mechanical shoe seal, with no secondary seal.
  - (8) One (1) storage tank, identified as Tank 690, constructed in 1971, with a capacity of 1,015,140 gallons and stores volatile organic liquid (VOL) with a maximum true vapor pressure less than or equal to 7 psia at 50°F. The tank has an internal aluminum pontoon floating roof with a vapor mounted double wiper seal.
  - (9) One (1) storage tank, identified as Tank 691, constructed in 1971, with a capacity of 872,424 gallons and stores volatile organic liquid (VOL) with a maximum true vapor pressure less than or equal to 7 psia at 50°F. The tank has an internal aluminum pontoon floating roof with a vapor mounted double wiper seal.

(The information describing the process contained in this facility description box is descriptive information and does not constitute enforceable conditions.)

## **Emission Limitations and Standards [326 IAC 2-7-5(1)]**

### **D.1.1 Storage Vessels [326 IAC 8-4-3(b)]**

- 
- (a) Pursuant to 326 IAC 8-4-3 (Petroleum Liquid Storage facilities), tanks 622, 623, 632, 633, 636, 639, 652, 653, 690, and 691, shall each be equipped with internal floating roofs.
  - (b) Pursuant to 326 IAC 8-4-3(b)(1), the Permittee shall not allow the operation of tanks 622, 623, 632, 633, 636, 639, 652, 653, 690, and 691 unless the following conditions have been met:
    - (1) The facility has been retrofitted with an internal floating roof equipped with a closure seal, or seals, to close the space between the roof edge and tank wall unless the source has been retrofitted with equally effective alternative control which has been approved.
    - (2) The facility is maintained such that there are no visible holes, tears, or other openings in the seal or any seal fabric or materials.
    - (3) All openings, except stub drains, are equipped with covers, lids, or seals such that:
      - (A) the cover, lid, or seal is in the closed position at all times except when in actual use;
      - (B) automatic bleeder vents are closed at all times except when the roof is floated off or landed on the roof leg supports;
      - (C) rim vents, if provided, are set to open when the roof is being floated off the roof leg supports or at the manufacturers recommended setting.

### **D.1.2 Storage Vessels [326 IAC 8-9-4(c)]**

- 
- (a) Pursuant to 326 IAC 8-9-4(a)(4), tanks 622, 623, 632, 633, 636, 639, 652, 653, 690, and 691 shall be installed with one (1) of the following:
    - (1) Emission control equipment.
    - (2) A schedule for vessel cleaning and installation of emission control equipment.
  - (b) Pursuant 326 IAC 8-9-4(c), tanks 622, 623, 632, 633, 636, 639, 652, 653, 690, and 691, shall be equipped with a fixed roof in combination with an internal floating roof meeting the following:
    - (1) The internal floating roof shall float on the liquid surface, but not necessarily in complete contact with it, inside a vessel that has a permanently affixed roof.
    - (2) The internal floating roof shall be floating on the liquid surface at all times, except during initial fill and during those intervals when the vessel is completely emptied or subsequently emptied and refilled.
    - (3) When the roof is resting on the leg supports, the process of filling, emptying, or refilling shall be continuous and shall be accomplished as rapidly as possible.

- (4) Each internal floating roof shall be equipped with one (1) of the following closure devices between the wall of the vessel and the edge of the internal floating roof:
  - (A) A foam or liquid-filled seal mounted in contact with the liquid (liquid-mounted seal).
  - (B) Two (2) seals mounted one (1) above the other so that each forms a continuous closure that completely covers the space between the wall of the vessel and the edge of the internal floating roof. The lower seal may be vapor-mounted, but both must be continuous.
  - (C) A mechanical shoe seal that consists of a metal sheet held vertically against the wall of the vessel by springs or weighted levers and that is connected by braces to the floating roof. A flexible coated fabric, or envelope, spans the annular space between the metal sheet and the floating roof.
- (5) Each opening in a noncontact internal floating roof except for automatic bleeder vents (vacuum breaker vents) and the rim space vents shall provide a projection below the liquid surface.
- (6) Each opening in the internal floating roof except for leg sleeves, automatic bleeder vents, rim space vents, column wells, ladder wells, sample wells, and stub drains shall be equipped with a cover or lid that shall be maintained in a closed position at all times (with no visible gap) except when the device is in actual use. The cover or lid shall be equipped with a gasket. Covers on each access hatch and automatic gauge float well shall be bolted except when they are in use.
- (7) Automatic bleeder vents shall be equipped with a gasket and shall be closed at all times when the roof is floating except when the roof is being floated off or is being landed on the roof leg supports.
- (8) Rim space vents shall be equipped with a gasket and shall be set to open only when the internal floating roof is not floating or at the manufacturer's recommended setting.
- (9) Each penetration of the internal floating roof for the purpose of sampling shall be a sample well. The sample well shall have a slit fabric cover that covers at least ninety (90) percent of the opening.
- (10) Each penetration of the internal floating roof that allows for passage of a ladder shall have a gasketed sliding cover.

**D.1.3 Preventive Maintenance Plan [326 IAC 2-7-5(12)]**

---

A Preventive Maintenance Plan is required for these facilities and any control devices. Section B - Preventive Maintenance Plan contains the Permittee's obligation with regard to the preventive maintenance plan required by this condition.

**Compliance Monitoring Requirements [326 IAC 2-7-5(1)] [326 IAC 2-7-6(1)]**

**D.1.4 Monitoring [326 IAC 8-9-5(b)]**

---

Pursuant to 326 IAC 8-9-5(b), the owner or operator of tanks 622, 623, 632, 633, 636, 639, 652, 653, 690, and 691 shall:

- (a) Visually inspect the internal floating roof, the primary seal, and the secondary seal (if one is in service), prior to the filling of the storage vessel with VOL. If there are holes, tears, or other openings in the primary seal, the secondary seal, or the seal fabric or defects in the internal floating roof, or both, the Permittee shall repair the items before filling the storage vessel.
- (b) Visually inspect the internal floating roof, the primary seal, and the secondary seal (if one is in service) through manholes and roof hatches on the fixed roof at least once every 12 months after initial fill. If the internal floating roof is not resting on the surface of the VOL inside the storage vessel, or there is liquid accumulated on the roof, or the seal is detached, or there are holes or tears in the seal fabric, the Permittee shall repair the items or empty and remove the storage vessel from service within 45 days. If a failure that is detected in this paragraph cannot be repaired within 45 days and if the vessel cannot be emptied within 45 days, a 30-day extension may be requested from IDEM, OAQ. Such a request for an extension must document that alternate storage capacity is unavailable and specify a schedule of actions that the company will take that will assure that the control equipment will be repaired or the vessel will be emptied as soon as possible.
- (c) Visually inspect the internal floating roof, the primary seal, and the secondary seal (if one is in service), gaskets, slotted membranes, and sleeve seals (if any) each time the storage vessel is emptied and degassed. If the internal floating roof has defects, the primary seal has holes, tears, or other openings in the seal or the seal fabric or the secondary seal has holes, tears, or other openings in the seal or the seal fabric, or the gaskets no longer close off the liquid surfaces from the atmosphere, or the slotted membrane has more than 10 percent open area, the Permittee shall repair the items as necessary so that none of the conditions specified in this paragraph exist before refilling the storage vessel with VOL. In no event shall inspections conducted in accordance with this provision occur at intervals greater than 10 years.
- (d) Notify IDEM, OAQ in writing at least 30 days prior to the filling or refilling of each storage vessel for which an inspection is required by paragraph (a) and (c) of this section to afford IDEM the opportunity to have an observer present. If the inspection required by (c) of this section is not planned and the Permittee could not have known about the inspection 30 days in advance of refilling the tank, the Permittee shall notify IDEM, OAQ at least 7 days prior to the refilling of the storage vessel. Notification shall be made by telephone immediately followed by written documentation demonstrating why the inspection was unplanned. Alternatively, this notification including the written documentation may be made in writing and sent by express mail so that it is received by IDEM, OAQ at least 7 days prior to refilling.

## **Record Keeping and Reporting Requirements [326 IAC 2-7-5(3)] [326 IAC 2-7-19] [326 IAC 8-9-6]**

### **D.1.5 Record Keeping Requirements**

- 
- (a) In accordance with 326 IAC 8-9-6(b) the owner or operator of tanks 622, 623, 632, 633, 636, 639, 652, 653, 690, and 691, shall maintain records of each vessel including the vessel identification number, dimensions, capacity, and a description of the emission control equipment shall be maintained for the life of the vessel.
  - (b) In accordance with 326 IAC 8-9-6(c) a record of each inspection performed as required under Condition D.2.5 shall be maintained and shall identify the following:
    - (1) The vessel identification number
    - (2) The date of the inspection



- (3) The observed condition of the seal, internal floating roof, and fittings.
- (c) Pursuant to 326 IAC 8-4-3(d), the Permittee shall maintain a record of the petroleum liquid or VOL stored in tanks 622, 623, 632, 633, 636, 639, 652, 653, 690, and 691, the period of storage, the maximum true vapor pressure of that liquid as stored, and the results of the inspections performed on the storage vessels. Such records shall be maintained for a period of two (2) years and shall be made available to the commissioner upon written request.
- (d) Section C - General Record Keeping Requirements, of this permit contains the Permittee's obligation with regard to the records required by this condition.

#### **D.1.6 Reporting Requirements**

---

A report of any defects (the internal floating roof is not resting on the surface of the VOL, or there is liquid accumulated on the roof, or the seal is detached, or there are holes or tears in the seal fabric) discovered during the annual inspection required in D.1.4 shall be furnished to the IDEM OAQ not later than thirty (30) days of the inspection. The report shall identify the vessel identification number, the nature of the defects, and the date the vessel was emptied or the nature of and date the repair was made. The report submitted by the Permittee does require a certification that meets the requirements of 326 IAC 2-7-6(1) by a "responsible official," as defined by 326 IAC 2-7-1 (35).

## SECTION D.2 EMISSIONS UNIT OPERATION CONDITIONS - Storage Tanks

### Emissions Unit Description: Storage Tanks

- (b) Four (4) volatile organic liquid (distillate or jet kerosene) storage tanks, identified as tanks No. 654, 656, 660, and 673. Tank specifications are as follows:
- (1) One (1) storage tank, identified as Tank 654, constructed in 1971, with a capacity of 2,284,380 gallons and stores volatile organic liquid (VOL) with a maximum true vapor pressure less than or equal to 0.005 psia at 50°F. The tank has a fixed-cone roof.
  - (2) One (1) storage tank, identified as Tank 656, constructed in 1971, with a capacity of 1,015,140 gallons and stores volatile organic liquid (VOL) with a maximum true vapor pressure less than or equal to 0.005 psia at 50°F. The tank has a fixed-cone roof.
  - (3) One (1) storage tank, identified as Tank 660, constructed in 1971, with a capacity of 2,284,380 gallons and stores volatile organic liquid (VOL) with a maximum true vapor pressure less than or equal to 0.006 psia at 50°F. The tank has a fixed-cone roof.
  - (4) One (1) storage tank, identified as Tank 673, constructed in 1971 and modified in 2013, with a capacity of 9,135,000 gallons and stores volatile organic liquid (VOL) with a maximum true vapor pressure less than or equal to 0.006 psia at 50°F. The tank has a steel bulkhead internal floating roof with a primary mini mechanical shoe seal, with no secondary seal.

(The information describing the process contained in this facility description box is descriptive information and does not constitute enforceable conditions.)

## Record Keeping and Reporting Requirements [326 IAC 2-7-5(3)] [326 IAC 2-7-19]

### D.2.1 Record Keeping Requirements

- (a) In accordance with 326 IAC 8-9-6(b) the owner or operator of tanks 654, 656, 660, and 673 shall maintain records of each vessel including the vessel identification number, dimensions, capacity, and a description of the emission control equipment shall be maintained for the life of the vessel.
- (b) Section C - General Record Keeping Requirements, of this permit contains the Permittee's obligation with regard to the records required by this condition.

### D.2.2 Reporting Requirements

In accordance with 326 IAC 8-9-6(h), the owner or operator of tanks 654, 656, 660, and 673 shall maintain a record and notify the IDEM, OAQ within thirty (30) days when the maximum true vapor pressure of the liquid as stored exceeds seventy-five hundredths (0.75) psia.

## SECTION E.1

## EMISSIONS UNIT OPERATION CONDITIONS

### Emissions Unit Description: Storage Tanks

- (a) Ten (10) volatile organic liquid (gasoline, distillate, jet kerosene, or transmix) storage tanks, identified as tanks No. 622, 623, 632, 633, 636, 639, 652, 653, 690, and 691. Tank specifications are as follows:
  - (6) Two (2) storage tanks, identified as Tank 652 and 653, constructed in 1979, each with have a capacity of 4,060,980 gallons and store volatile organic liquid (VOL) with a maximum true vapor pressure less than or equal to 7 psia at 50°F. These tanks each have an internal aluminum pontoon floating roof with a vapor mounted double wiper seal.
  - (7) One (1) storage tank, identified as Tank 639, constructed in 1979 and modified in 2013, with a capacity of 4,060,980 gallons and stores volatile organic liquid (VOL) with a maximum true vapor pressure less than or equal to 7 psia at 50°F. The tank has a steel bulkhead internal floating roof with a primary mini mechanical shoe seal, with no secondary seal.

(The information describing the process contained in this facility description box is descriptive information and does not constitute enforceable conditions.)

### New Source Performance Standards (NSPS) Requirements [40 CFR Part 60]

#### E.1.1 General Provisions Relating to New Source Performance Standards (NSPS) [326 IAC 12-1] [40 CFR 60, Subpart A]

- (a) Pursuant to 40 CFR 60.1, the Permittee shall comply with the provisions of 40 CFR Part 60 Subpart A – General Provisions, which are incorporated by reference as 326 IAC 12-1 for tanks, 652, and 653, except as otherwise specified in 40 CFR Part 60, Subpart Ka.
- (b) Pursuant to 40 CFR 60.19, the Permittee shall submit all required notifications and reports to:

Indiana Department of Environmental Management  
Compliance and Enforcement Branch, Office of Air Quality  
100 North Senate Avenue  
MC 61-53 IGCN 1003  
Indianapolis, Indiana 46204-2251

#### E.1.2 New Source Performance Standards (NSPS) [326 IAC 12] [40 CFR 60, Subpart Ka]

Pursuant to 40 CFR 60 Subpart Ka, the Permittee shall comply with the provisions of 40 CFR 60 Subpart Ka (included as Attachment A of this permit), which are incorporated by reference as 326 IAC 12 for tanks 652 and 653, as specified as follows:

- (1) 40 CFR 60.110a
- (2) 40 CFR 60.111a
- (3) 40 CFR 60.112a(a)(2)
- (4) 40 CFR 60.113a
- (5) 40 CFR 60.114a
- (6) 40 CFR 60.115a

## SECTION E.2

## EMISSIONS UNIT OPERATION CONDITIONS

### Emissions Unit Description:

- (a) One (1) diesel emergency fire pump, approved in 2009 for installation, with a maximum capacity of 252 hp.

(The information describing the process contained in this facility description box is descriptive information and does not constitute enforceable conditions.)

### New Source Performance Standards (NSPS) Requirements [40 CFR Part 60]

#### E.2.1 General Provisions Relating to New Source Performance Standards (NSPS) [326 IAC 12-1] [40 CFR 60, Subpart A]

- (a) Pursuant to 40 CFR 60.1, the Permittee shall comply with the provisions of 40 CFR Part 60 Subpart A – General Provisions, which are incorporated by reference as 326 IAC 12-1 for emergency fire pump, except as otherwise specified in 40 CFR Part 60, Subpart IIII.
- (b) Pursuant to 40 CFR 60.19, the Permittee shall submit all required notifications and reports to:

Indiana Department of Environmental Management  
Compliance and Enforcement Branch, Office of Air Quality  
100 North Senate Avenue  
MC 61-53 IGCN 1003  
Indianapolis, Indiana 46204-2251

#### E.2.2 New Source Performance Standards (NSPS) [326 IAC 12] [40 CFR 60, Subpart IIII]

Pursuant to 40 CFR 60 Subpart IIII, the Permittee shall comply with the provisions of 40 CFR 60 Subpart IIII (included as Attachment B of this permit), which are incorporated by reference as 326 IAC 12-1 for emergency fire pump, as specified as follows:

- (1) 40 CFR 60.4200(a)(2)(ii)
- (2) 40 CFR 60.4205(c)
- (3) 40 CFR 60.4206
- (4) 40 CFR 60.4207 except (d) and (e)
- (5) 40 CFR 60.4208
- (6) 40 CFR 60.4209
- (7) 40 CFR 60.4211(c)
- (8) 40 CFR 60.4214(b)
- (9) 40 CFR 60.4218
- (10) 40 CFR 60.4219
- (11) Table 3 of Subpart IIII
- (12) Table 4 of Subpart IIII

### SECTION E.3

### EMISSIONS UNIT OPERATION CONDITIONS

Emissions UnitDescription [326 IAC 2-7-5(14)]:

- (a) One (1) diesel emergency fire pump, approved in 2009 for installation, with a maximum capacity of 252 hp.

(The information describing the process contained in this facility description box is descriptive information and does not constitute enforceable conditions.)

#### National Emission Standards for Hazardous Air Pollutants (NESHAP) Requirements [40 CFR Part 63]

##### E.3.1 General Provisions Relating to National Emission Standards for Hazardous Air Pollutants (NESHAP) [326 IAC 20-1] [40 CFR 63, Subpart A]

- (a) Pursuant to 40 CFR 63.6580, the Permittee shall comply with the provisions of 40 CFR Part 63, Subpart A – General Provisions, which are incorporated by reference as 326 IAC 20-1, for the reciprocating internal combustion engines as specified in 40 CFR Part 63, Subpart ZZZZ in accordance with the schedule in 40 CFR 63, Subpart ZZZZ.
- (b) Pursuant to 40 CFR 63.10, the Permittee shall submit all required notifications and reports to:

Indiana Department of Environmental Management  
Compliance and Enforcement Branch, Office of Air Quality  
100 North Senate Avenue  
MC 61-53 IGCN 1003  
Indianapolis, Indiana 46204-2251

##### E.3.2 National Emission Standards for Hazardous Air Pollutants (NESHAP) [326 IAC 20-82] [40 CFR 63, Subpart ZZZZ]

Pursuant to 40 CFR 63 Subpart ZZZZ, the Permittee shall comply with the provisions of 40 CFR 63 Subpart ZZZZ (included as Attachment C of this permit), which are incorporated by reference as 326 IAC 20-82 for emergency fire pump, as specified as follows:

- (1) 40 CFR 63.6580
- (2) 40 CFR 63.6585(a), (c), (d)
- (3) 40 CFR 63.6590(a)(2)(iii)
- (4) 40 CFR 63.6590(c)(1)
- (5) 40 CFR 63.6670
- (6) 40 CFR 63.6675

## SECTION E.4

## EMISSIONS UNIT OPERATION CONDITIONS

### Emissions Unit Description:

- (a) Ten (10) volatile organic liquid (gasoline, distillate, jet kerosene, or transmix) storage tanks, identified as tanks No. 622, 623, 632, 633, 636, 639, 652, 653, 690, and 691. Tank specifications are as follows:
- (1) One (1) storage tank, identified as Tank 622, constructed in 1971, with a capacity of 2,284,380 gallons and stores volatile organic liquid (VOL) with a maximum true vapor pressure less than or equal to 7 psia at 50°F. The tank has an internal steel pan floating roof with a liquid mounted metallic shoe seal
  - (2) One (1) storage tank, identified as Tank 623, constructed in 1971, with a capacity of 3,412,290 gallons and stores volatile organic liquid (VOL) with a maximum true vapor pressure less than or equal to 7 psia at 50°F. The tank has an internal steel pan floating roof with a liquid mounted metallic shoe seal.
  - (3) One (1) storage tank, identified as Tank 632, constructed in 1971, with a capacity of 2,284,380 gallons and stores volatile organic liquid (VOL) with a maximum true vapor pressure less than or equal to 7 psia at 50°F. The tank has an internal steel pan floating roof with a liquid mounted metallic shoe seal.
  - (4) One (1) storage tank, identified as Tank 633, constructed in 1971, with a capacity of 5,063,730 gallons and stores volatile organic liquid (VOL) with a maximum true vapor pressure less than or equal to 7 psia at 50°F. The tank has an internal steel pan floating roof with a liquid mounted metallic shoe seal.
  - (5) One (1) storage tank, identified as Tank 636, constructed in 1971, with a capacity of 3,412,290 gallons and stores volatile organic liquid (VOL) with a maximum true vapor pressure less than or equal to 7 psia at 50°F. The tank has an internal steel pan floating roof with a liquid mounted metallic shoe seal.
  - (6) Two (2) storage tanks, identified as Tank 652 and 653, constructed in 1979, each with have a capacity of 4,060,980 gallons and store volatile organic liquid (VOL) with a maximum true vapor pressure less than or equal to 7 psia at 50°F. These tanks each have an internal aluminum pontoon floating roof with a vapor mounted double wiper seal.
  - (7) One (1) storage tanks, identified as Tank 639, constructed in 1979 and modified in 2013, with a capacity of 4,060,980 gallons and stores volatile organic liquid (VOL) with a maximum true vapor pressure less than or equal to 7 psia at 50°F. The tank has a steel bulkhead internal floating roof with a primary mini mechanical shoe seal, with no secondary seal.
  - (8) One (1) storage tank, identified as Tank 690, constructed in 1971, with a capacity of 1,015,140 gallons and stores volatile organic liquid (VOL) with a maximum true vapor pressure less than or equal to 7 psia at 50°F. The tank has an internal aluminum pontoon floating roof with a vapor mounted double wiper seal.
  - (9) One (1) storage tank, identified as Tank 691, constructed in 1971, with a capacity of 872,424 gallons and stores volatile organic liquid (VOL) with a maximum true vapor pressure less than or equal to 7 psia at 50°F. The tank has an internal aluminum pontoon floating roof with a vapor mounted double wiper seal.

(The information describing the process contained in this facility description box is descriptive information and does not constitute enforceable conditions.)

**National Emission Standards for Hazardous Air Pollutants (NESHAP) Requirements  
[40 CFR Part 63]**

**E.4.1 General Provisions Relating to National Emission Standards for Hazardous Air Pollutants (NESHAP) [40 CFR 63, Subpart A]**

---

(a) Pursuant to 40 CFR 63.611080, the Permittee shall comply with the provisions of 40 CFR Part 63, Subpart A – General Provisions, which are incorporated by reference as 326 IAC 20-1, for tanks 622, 623, 632, 633, 636, 639, 652, 653, 690, and 691 as specified in 40 CFR Part 63, Subpart BBBBBB in accordance with the schedule in 40 CFR 63, Subpart BBBBBB.

(b) Pursuant to 40 CFR 63.10, the Permittee shall submit all required notifications and reports to:

Indiana Department of Environmental Management  
Compliance and Enforcement Branch, Office of Air Quality  
100 North Senate Avenue  
MC 61-53 IGCN 1003  
Indianapolis, Indiana 46204-2251

**E.4.2 National Emission Standards for Hazardous Air Pollutants (NESHAP)[40 CFR 63, Subpart BBBBBB]**

---

Pursuant to 40 CFR 63 Subpart BBBBBB, the Permittee shall comply with the provisions of 40 CFR 60 Subpart BBBBBB (included as Attachment D of this permit), which are incorporated by reference as 326 IAC 12-1 for tanks 622, 623, 632, 633, 636, 639, 652, 653, 690, and 691, as specified as follows:

- (1) 40 CFR 63.11080
- (2) 40 CFR 63.11081(a)(2), (b)
- (3) 40 CFR 63.11082(a), (d)
- (4) 40 CFR 63.11083(b)
- (5) 40 CFR 63.11085
- (6) 40 CFR 63.11087
- (7) 40 CFR 63.11089
- (8) 40 CFR 63.11092(e)
- (9) 40 CFR 63.11093
- (10) 40 CFR 63.11094(a), (d), (e), (f), (g)
- (11) 40 CFR 63.11095(a), (b), (d)
- (12) 40 CFR 63.11098
- (13) 40 CFR 63.11099
- (14) 40 CFR 63.11100
- (15) 40 CFR Table 1 of Subpart BBBBBB
- (16) 40 CFR Table 3 of Subpart BBBBBB

**INDIANA DEPARTMENT OF ENVIRONMENTAL MANAGEMENT  
OFFICE OF AIR QUALITY  
PART 70 OPERATING PERMIT  
CERTIFICATION**

Source Name: Explorer Pipeline Company  
Source Address: 3737 Michigan Street, Hammond, Indiana 46323  
Mailing Address: P.O. Box 2057, Hammond, IN 46323  
Part 70 Permit No.: T089-33459-00214

**This certification shall be included when submitting monitoring, testing reports/results or other documents as required by this permit.**

Please check what document is being certified:

- ☐ Annual Compliance Certification Letter
- ☐ Test Result (specify)
- ☐ Report (specify)
- ☐ Notification (specify)
- ☐ Affidavit (specify)
- ☐ Other (specify)

I certify that, based on information and belief formed after reasonable inquiry, the statements and information in the document are true, accurate, and complete.

Signature:

Printed Name:

Title/Position:

Phone:

Date:



**INDIANA DEPARTMENT OF ENVIRONMENTAL MANAGEMENT  
OFFICE OF AIR QUALITY  
COMPLIANCE AND ENFORCEMENT BRANCH  
100 North Senate Avenue  
MC 61-53 IGCN 1003  
Indianapolis, Indiana 46204-2251  
Phone: (317) 233-0178  
Fax: (317) 233-6865**

**PART 70 OPERATING PERMIT  
EMERGENCY OCCURRENCE REPORT**

Source Name: Explorer Pipeline Company  
Source Address: 3737 Michigan Street, Hammond, Indiana 46323  
Mailing Address: P.O. Box 2057, Hammond, IN 46323  
Part 70 Permit No.: T089-33459-00214

**This form consists of 2 pages**

**Page 1 of 2**

- |   |
|---|
| <p><input type="checkbox"/> This is an emergency as defined in 326 IAC 2-7-1(12)</p> <ul style="list-style-type: none"><li>• The Permittee must notify the Office of Air Quality (OAQ), within four (4) business hours (1-800-451-6027 or 317-233-0178, ask for Compliance Section); and</li><li>• The Permittee must submit notice in writing or by facsimile within two (2) working days (Facsimile Number: 317-233-6865), and follow the other requirements of 326 IAC 2-7-16.</li></ul> |
|---|

If any of the following are not applicable, mark N/A

Facility/Equipment/Operation:
Control Equipment:
Permit Condition or Operation Limitation in Permit:
Description of the Emergency:
Describe the cause of the Emergency:

If any of the following are not applicable, mark N/A

**Page 2 of 2**

Date/Time Emergency started:
Date/Time Emergency was corrected:
Was the facility being properly operated at the time of the emergency?    Y    N
Type of Pollutants Emitted: TSP, PM-10, SO <sub>2</sub> , VOC, NO <sub>x</sub> , CO, Pb, other:
Estimated amount of pollutant(s) emitted during emergency:
Describe the steps taken to mitigate the problem:
Describe the corrective actions/response steps taken:
Describe the measures taken to minimize emissions:
If applicable, describe the reasons why continued operation of the facilities are necessary to prevent imminent injury to persons, severe damage to equipment, substantial loss of capital investment, or loss of product or raw materials of substantial economic value:

Form Completed by: \_\_\_\_\_

Title / Position: \_\_\_\_\_

Date: \_\_\_\_\_

Phone: \_\_\_\_\_

**INDIANA DEPARTMENT OF ENVIRONMENTAL MANAGEMENT  
OFFICE OF AIR QUALITY  
COMPLIANCE AND ENFORCEMENT BRANCH  
PART 70 OPERATING PERMIT  
QUARTERLY DEVIATION AND COMPLIANCE MONITORING REPORT**

Source Name: Explorer Pipeline Company  
Source Address: 3737 Michigan Street, Hammond, Indiana 46323  
Mailing Address: P.O. Box 2057, Hammond, IN 46323  
Part 70 Permit No.: T089-33459-00214

**Months:** \_\_\_\_\_ **to** \_\_\_\_\_ **Year:** \_\_\_\_\_

Page 1 of 2

This report shall be submitted quarterly based on a calendar year. Any deviation from the requirements, the date(s) of each deviation, the probable cause of the deviation, and the response steps taken must be reported. A deviation required to be reported pursuant to an applicable requirement that exists independent of the permit, shall be reported according to the schedule stated in the applicable requirement and does not need to be included in this report. Additional pages may be attached if necessary. If no deviations occurred, please specify in the box marked "No deviations occurred this reporting period".

☐ NO DEVIATIONS OCCURRED THIS REPORTING PERIOD.

☐ THE FOLLOWING DEVIATIONS OCCURRED THIS REPORTING PERIOD

**Permit Requirement** (specify permit condition #)

**Date of Deviation:**

**Duration of Deviation:**

**Number of Deviations:**

**Probable Cause of Deviation:**

**Response Steps Taken:**

**Permit Requirement** (specify permit condition #)

**Date of Deviation:**

**Duration of Deviation:**

**Number of Deviations:**

**Probable Cause of Deviation:**

**Response Steps Taken:**

Page 2 of 2

<b>Permit Requirement</b> (specify permit condition #)	
<b>Date of Deviation:</b>	<b>Duration of Deviation:</b>
<b>Number of Deviations:</b>	
<b>Probable Cause of Deviation:</b>	
<b>Response Steps Taken:</b>	
<b>Permit Requirement</b> (specify permit condition #)	
<b>Date of Deviation:</b>	<b>Duration of Deviation:</b>
<b>Number of Deviations:</b>	
<b>Probable Cause of Deviation:</b>	
<b>Response Steps Taken:</b>	
<b>Permit Requirement</b> (specify permit condition #)	
<b>Date of Deviation:</b>	<b>Duration of Deviation:</b>
<b>Number of Deviations:</b>	
<b>Probable Cause of Deviation:</b>	
<b>Response Steps Taken:</b>	

Form Completed by: \_\_\_\_\_

Title / Position: \_\_\_\_\_

Date: \_\_\_\_\_

Phone: \_\_\_\_\_

**Attachment A**  
**Part 70 Operating Permit Renewal No. T089-33459-00214**

[Downloaded from the eCFR on May 13, 2013]

**Electronic Code of Federal Regulations**

**Title 40: Protection of Environment**

**Part 60, Subpart Ka—Standards of Performance for Storage Vessels for Petroleum Liquids for Which Construction, Reconstruction, or Modification Commenced After May 18, 1978, and Prior to July 23, 1984**

**§ 60.110a Applicability and designation of affected facility.**

(a) *Affected facility.* Except as provided in paragraph (b) of this section, the affected facility to which this subpart applies is each storage vessel with a storage capacity greater than 151,416 liters (40,000 gallons) that is used to store petroleum liquids for which construction is commenced after May 18, 1978.

(b) Each petroleum liquid storage vessel with a capacity of less than 1,589,873 liters (420,000 gallons) used for petroleum or condensate stored, processed, or treated prior to custody transfer is not an affected facility and, therefore, is exempt from the requirements of this subpart.

(c) *Alternative means of compliance* —(1) *Option to comply with part 65.* Owners or operators may choose to comply with 40 CFR part 65, subpart C, to satisfy the requirements of §§ 60.112a through 60.114a for storage vessels that are subject to this subpart that store petroleum liquids that, as stored, have a maximum true vapor pressure equal to or greater than 10.3 kPa (1.5 psia). Other provisions applying to owners or operators who choose to comply with 40 CFR part 65 are provided in 40 CFR 65.1.

(2) *Part 60, subpart A.* Owners or operators who choose to comply with 40 CFR part 65, subpart C, must also comply with §§ 60.1, 60.2, 60.5, 60.6, 60.7(a)(1) and (4), 60.14, 60.15, and 60.16 for those storage vessels. All sections and paragraphs of subpart A of this part that are not mentioned in this paragraph (c)(2) do not apply to owners or operators of storage vessels complying with 40 CFR part 65, subpart C, except that provisions required to be met prior to implementing 40 CFR part 65 still apply. Owners and operators who choose to comply with 40 CFR part 65, subpart C, must comply with 40 CFR part 65, subpart A.

[45 FR 23379, Apr. 4, 1980, as amended at 65 FR 78275, Dec. 14, 2000]

**§ 60.111a Definitions.**

In addition to the terms and their definitions listed in the Act and subpart A of this part the following definitions apply in this subpart:

(a) *Storage vessel* means each tank, reservoir, or container used for the storage of petroleum liquids, but does not include:

(1) Pressure vessels which are designed to operate in excess of 204.9 kPa (15 psig) without emissions to the atmosphere except under emergency conditions.

(2) Subsurface caverns or porous rock reservoirs, or

(3) Underground tanks if the total volume of petroleum liquids added to and taken from a tank annually does not exceed twice the volume of the tank.

(b) *Petroleum liquids* means petroleum, condensate, and any finished or intermediate products manufactured in a petroleum refinery but does not mean Nos. 2 through 6 fuel oils as specified in ASTM D396-78, 89, 90, 92, 96, or 98, gas turbine fuel oils Nos. 2-GT through 4-GT as specified in ASTM D2880-78 or 96, gas turbine fuel oils Nos. 2-GT through 4-GT as specified in ASTM D2880-78 or 96, or diesel fuel oils Nos. 2-D and 4-D as specified in ASTM D975-78, 96, or 98a. (These three methods are incorporated by reference—see § 60.17.)

(c) *Petroleum refinery* means each facility engaged in producing gasoline, kerosene, distillate fuel oils, residual fuel oils, lubricants, or other products through distillation of petroleum or through redistillation, cracking, extracting, or reforming of unfinished petroleum derivatives.

(d) *Petroleum* means the crude oil removed from the earth and the oils derived from tar sands, shale, and coal.

(e) *Condensate* means hydrocarbon liquid separated from natural gas which condenses due to changes in the temperature or pressure, or both, and remains liquid at standard conditions.

(f) *True vapor pressure* means the equilibrium partial pressure exerted by a petroleum liquid such as determined in accordance with methods described in American Petroleum Institute Bulletin 2517, Evaporation Loss from External Floating-Roof Tanks, Second Edition, February 1980 (incorporated by reference—see § 60.17).

(g) *Reid vapor pressure* is the absolute vapor pressure of volatile crude oil and nonviscous petroleum liquids, except liquified petroleum gases, as determined by ASTM D323-82 or 94 (incorporated by reference—see § 60.17).

(h) *Liquid-mounted seal* means a foam or liquid-filled primary seal mounted in contact with the liquid between the tank wall and the floating roof continuously around the circumference of the tank.

(i) *Metallic shoe seal* includes but is not limited to a metal sheet held vertically against the tank wall by springs or weighted levers and is connected by braces to the floating roof. A flexible coated fabric (envelope) spans the annular space between the metal sheet and the floating roof.

(j) *Vapor-mounted seal* means a foam-filled primary seal mounted continuously around the circumference of the tank so there is an annular vapor space underneath the seal. The annular vapor space is bounded by the bottom of the primary seal, the tank wall, the liquid surface, and the floating roof.

(k) *Custody transfer* means the transfer of produced petroleum and/or condensate, after processing and/or treating in the producing operations, from storage tanks or automatic transfer facilities to pipelines or any other forms of transportation.

[45 FR 23379, Apr. 4, 1980, as amended at 48 FR 3737, Jan. 27, 1983; 52 FR 11429, Apr. 8, 1987; 65 FR 61756, Oct. 17, 2000]

#### **§ 60.112a Standard for volatile organic compounds (VOC).**

(a) The owner or operator of each storage vessel to which this subpart applies which contains a petroleum liquid which, as stored, has a true vapor pressure equal to or greater than 10.3 kPa (1.5 psia) but not greater than 76.6 kPa (11.1 psia) shall equip the storage vessel with one of the following:

(1) An external floating roof, consisting of a pontoon-type or double-deck-type cover that rests on the surface of the liquid contents and is equipped with a closure device between the tank wall and the roof edge. Except as provided in paragraph (a)(1)(ii)(D) of this section, the closure device is to consist of two seals, one above the other. The lower seal is referred to as the primary seal and the upper seal is referred to as the secondary seal. The roof is to be floating on the liquid at all times (i.e., off the roof leg supports) except during initial fill and when the tank is completely emptied and subsequently refilled. The process of emptying and refilling when the roof is resting on the leg supports shall be continuous and shall be accomplished as rapidly as possible.

(i) The primary seal is to be either a metallic shoe seal, a liquid-mounted seal, or a vapor-mounted seal. Each seal is to meet the following requirements:

(A) The accumulated area of gaps between the tank wall and the metallic shoe seal or the liquid-mounted seal shall not exceed 212 cm<sup>2</sup> per meter of tank diameter (10.0 in<sup>2</sup> per ft of tank diameter) and the width of any portion of any gap shall not exceed 3.81 cm (1½ in).

(B) The accumulated area of gaps between the tank wall and the vapor-mounted seal shall not exceed 21.2 cm<sup>2</sup> per meter of tank diameter (1.0 in<sup>2</sup> per ft of tank diameter) and the width of any portion of any gap shall not exceed 1.27 cm (½ in).

(C) One end of the metallic shoe is to extend into the stored liquid and the other end is to extend a minimum vertical distance of 61 cm (24 in) above the stored liquid surface.

(D) There are to be no holes, tears, or other openings in the shoe, seal fabric, or seal envelope.

(ii) The secondary seal is to meet the following requirements:

(A) The secondary seal is to be installed above the primary seal so that it completely covers the space between the roof edge and the tank wall except as provided in paragraph (a)(1)(ii)(B) of this section.

(B) The accumulated area of gaps between the tank wall and the secondary seal used in combination with a metallic shoe or liquid-mounted primary seal shall not exceed 21.2 cm<sup>2</sup> per meter of tank diameter (1.0 in<sup>2</sup> per ft. of tank diameter) and the width of any portion of any gap shall not exceed 1.27 cm ( 1/2 in.). There shall be no gaps between the tank wall and the secondary seal used in combination with a vapor-mounted primary seal.

(C) There are to be no holes, tears or other openings in the seal or seal fabric.

(D) The owner or operator is exempted from the requirements for secondary seals and the secondary seal gap criteria when performing gap measurements or inspections of the primary seal.

(iii) Each opening in the roof except for automatic bleeder vents and rim space vents is to provide a projection below the liquid surface. Each opening in the roof except for automatic bleeder vents, rim space vents and leg sleeves is to be equipped with a cover, seal or lid which is to be maintained in a closed position at all times (i.e., no visible gap) except when the device is in actual use or as described in paragraph (a)(1)(iv) of this section. Automatic bleeder vents are to be closed at all times when the roof is floating, except when the roof is being floated off or is being landed on the roof leg supports. Rim vents are to be set to open when the roof is being floated off the roof legs supports or at the manufacturer's recommended setting.

(iv) Each emergency roof drain is to be provided with a slotted membrane fabric cover that covers at least 90 percent of the area of the opening.

(2) A fixed roof with an internal floating type cover equipped with a continuous closure device between the tank wall and the cover edge. The cover is to be floating at all times, (i.e., off the leg supports) except during initial fill and when the tank is completely emptied and subsequently refilled. The process of emptying and refilling when the cover is resting on the leg supports shall be continuous and shall be accomplished as rapidly as possible. Each opening in the cover except for automatic bleeder vents and the rim space vents is to provide a projection below the liquid surface. Each opening in the cover except for automatic bleeder vents, rim space vents, stub drains and leg sleeves is to be equipped with a cover, seal, or lid which is to be maintained in a closed position at all times (i.e., no visible gap) except when the device is in actual use. Automatic bleeder vents are to be closed at all times when the cover is floating except when the cover is being floated off or is being landed on the leg supports. Rim vents are to be set to open only when the cover is being floated off the leg supports or at the manufacturer's recommended setting.

(3) A vapor recovery system which collects all VOC vapors and gases discharged from the storage vessel, and a vapor return or disposal system which is designed to process such VOC vapors and gases so as to reduce their emission to the atmosphere by at least 95 percent by weight.

(4) A system equivalent to those described in paragraphs (a)(1), (a)(2), or (a)(3) of this section as provided in § 60.114a.

(b) The owner or operator of each storage vessel to which this subpart applies which contains a petroleum liquid which, as stored, has a true vapor pressure greater than 76.6 kPa (11.1 psia), shall equip the storage vessel with a vapor recovery system which collects all VOC vapors and gases discharged from the storage vessel, and a vapor return or disposal system which is designed to process such VOC vapors and gases so as to reduce their emission to the atmosphere by at least 95 percent by weight.

[45 FR 23379, Apr. 4, 1980, as amended at 45 FR 83229, Dec. 18, 1980]

**§ 60.113a Testing and procedures.**

(a) Except as provided in § 60.8(b) compliance with the standard prescribed in § 60.112a shall be determined as follows or in accordance with an equivalent procedure as provided in § 60.114a.

(1) The owner or operator of each storage vessel to which this subpart applies which has an external floating roof shall meet the following requirements:

(i) Determine the gap areas and maximum gap widths between the primary seal and the tank wall and between the secondary seal and the tank wall according to the following frequency:

(A) For primary seals, gap measurements shall be performed within 60 days of the initial fill with petroleum liquid and at least once every five years thereafter. All primary seal inspections or gap measurements which require the removal or dislodging of the secondary seal shall be accomplished as rapidly as possible and the secondary seal shall be replaced as soon as possible.

(B) For secondary seals, gap measurements shall be performed within 60 days of the initial fill with petroleum liquid and at least once every year thereafter.

(C) If any storage vessel is out of service for a period of one year or more, subsequent refilling with petroleum liquid shall be considered initial fill for the purposes of paragraphs (a)(1)(i)(A) and (a)(1)(i)(B) of this section.

(D) Keep records of each gap measurement at the plant for a period of at least 2 years following the date of measurement. Each record shall identify the vessel on which the measurement was performed and shall contain the date of the seal gap measurement, the raw data obtained in the measurement process required by paragraph (a)(1)(ii) of this section and the calculation required by paragraph (a)(1)(iii) of this section.

(E) If either the seal gap calculated in accord with paragraph (a)(1)(iii) of this section or the measured maximum seal gap exceeds the limitations specified by § 60.112a of this subpart, a report shall be furnished to the Administrator within 60 days of the date of measurements. The report shall identify the vessel and list each reason why the vessel did not meet the specifications of § 60.112a. The report shall also describe the actions necessary to bring the storage vessel into compliance with the specifications of § 60.112a.

(ii) Determine gap widths in the primary and secondary seals individually by the following procedures:

(A) Measure seal gaps, if any, at one or more floating roof levels when the roof is floating off the roof leg supports.

(B) Measure seal gaps around the entire circumference of the tank in each place where a  $\frac{1}{8}$  " diameter uniform probe passes freely (without forcing or binding against seal) between the seal and the tank wall and measure the circumferential distance of each such location.

(C) The total surface area of each gap described in paragraph (a)(1)(ii)(B) of this section shall be determined by using probes of various widths to accurately measure the actual distance from the tank wall to the seal and multiplying each such width by its respective circumferential distance.

(iii) Add the gap surface area of each gap location for the primary seal and the secondary seal individually. Divide the sum for each seal by the nominal diameter of the tank and compare each ratio to the appropriate ratio in the standard in § 60.112a(a)(1)(i) and § 60.112a(a)(1)(ii).

(iv) Provide the Administrator 30 days prior notice of the gap measurement to afford the Administrator the opportunity to have an observer present.

(2) The owner or operator of each storage vessel to which this subpart applies which has a vapor recovery and return or disposal system shall provide the following information to the Administrator on or before the date on which construction of the storage vessel commences:



(i) Emission data, if available, for a similar vapor recovery and return or disposal system used on the same type of storage vessel, which can be used to determine the efficiency of the system. A complete description of the emission measurement method used must be included.

(ii) The manufacturer's design specifications and estimated emission reduction capability of the system.

(iii) The operation and maintenance plan for the system.

(iv) Any other information which will be useful to the Administrator in evaluating the effectiveness of the system in reducing VOC emissions.

[45 FR 23379, Apr. 4, 1980, as amended at 52 FR 11429, Apr. 8, 1987]

**§ 60.114a Alternative means of emission limitation.**

(a) If, in the Administrator's judgment, an alternative means of emission limitation will achieve a reduction in emissions at least equivalent to the reduction in emissions achieved by any requirement in § 60.112a, the Administrator will publish in the FEDERAL REGISTER a notice permitting the use of the alternative means for purposes of compliance with that requirement.

(b) Any notice under paragraph (a) of this section will be published only after notice and an opportunity for a hearing.

(c) Any person seeking permission under this section shall submit to the Administrator a written application including:

(1) An actual emissions test that uses a full-sized or scale-model storage vessel that accurately collects and measures all VOC emissions from a given control device and that accurately simulates wind and accounts for other emission variables such as temperature and barometric pressure.

(2) An engineering evaluation that the Administrator determines is an accurate method of determining equivalence.

(d) The Administrator may condition the permission on requirements that may be necessary to ensure operation and maintenance to achieve the same emissions reduction as specified in § 60.112a.

(e) The primary vapor-mounted seal in the "Volume-Maximizing Seal" manufactured by R.F.I. Services Corporation is approved as equivalent to the vapor-mounted seal required by § 60.112a(a)(1)(i) and must meet the gap criteria specified in § 60.112a(a)(1)(i)(B). There shall be no gaps between the tank wall and any secondary seal used in conjunction with the primary seal in the "Volume-Maximizing Seal".

[52 FR 11429, Apr. 8, 1987]

**§ 60.115a Monitoring of operations.**

(a) Except as provided in paragraph (d) of this section, the owner or operator subject to this subpart shall maintain a record of the petroleum liquid stored, the period of storage, and the maximum true vapor pressure of that liquid during the respective storage period.

(b) Available data on the typical Reid vapor pressure and the maximum expected storage temperature of the stored product may be used to determine the maximum true vapor pressure from nomographs contained in API Bulletin 2517, unless the Administrator specifically requests that the liquid be sampled, the actual storage temperature determined, and the Reid vapor pressure determined from the sample(s).

(c) The true vapor pressure of each type of crude oil with a Reid vapor pressure less than 13.8 kPa (2.0 psia) or whose physical properties preclude determination by the recommended method is to be determined from available data and recorded if the estimated true vapor pressure is greater than 6.9 kPa (1.0 psia).

(d) The following are exempt from the requirements of this section:

(1) Each owner or operator of each storage vessel storing a petroleum liquid with a Reid vapor pressure of less than 6.9 kPa (1.0 psia) provided the maximum true vapor pressure does not exceed 6.9 kPa (1.0 psia).

(2) The owner or operator of each storage vessel equipped with a vapor recovery and return or disposal system in accordance with the requirements of § 60.112a(a)(3) and (b), or a closed vent system and control device meeting the specifications of 40 CFR 65.42(b)(4), (b)(5), or (c).

[45 FR 23379, Apr. 4, 1980, as amended at 65 FR 78275, Dec. 14, 2000]

**Attachment B**  
**Part 70 Operating Permit Renewal No. T089-33459-00214**

[Downloaded from the eCFR on May 13, 2013]

**Electronic Code of Federal Regulations**

**Title 40: Protection of Environment**

**Part 60, Subpart III—Standards of Performance for Stationary Compression Ignition Internal Combustion Engines**

Source: 71 FR 39172, July 11, 2006, unless otherwise noted.

**What This Subpart Covers**

**§ 60.4200 Am I subject to this subpart?**

(a) The provisions of this subpart are applicable to manufacturers, owners, and operators of stationary compression ignition (CI) internal combustion engines (ICE) and other persons as specified in paragraphs (a)(1) through (4) of this section. For the purposes of this subpart, the date that construction commences is the date the engine is ordered by the owner or operator.

(1) Manufacturers of stationary CI ICE with a displacement of less than 30 liters per cylinder where the model year is:

(i) 2007 or later, for engines that are not fire pump engines;

(ii) The model year listed in Table 3 to this subpart or later model year, for fire pump engines.

(2) Owners and operators of stationary CI ICE that commence construction after July 11, 2005, where the stationary CI ICE are:

(i) Manufactured after April 1, 2006, and are not fire pump engines, or

(ii) Manufactured as a certified National Fire Protection Association (NFPA) fire pump engine after July 1, 2006.

(3) Owners and operators of any stationary CI ICE that are modified or reconstructed after July 11, 2005 and any person that modifies or reconstructs any stationary CI ICE after July 11, 2005.

(4) The provisions of § 60.4208 of this subpart are applicable to all owners and operators of stationary CI ICE that commence construction after July 11, 2005.

(b) The provisions of this subpart are not applicable to stationary CI ICE being tested at a stationary CI ICE test cell/stand.

(c) If you are an owner or operator of an area source subject to this subpart, you are exempt from the obligation to obtain a permit under 40 CFR part 70 or 40 CFR part 71, provided you are not required to obtain a permit under 40 CFR 70.3(a) or 40 CFR 71.3(a) for a reason other than your status as an area source under this subpart. Notwithstanding the previous sentence, you must continue to comply with the provisions of this subpart applicable to area sources.

(d) Stationary CI ICE may be eligible for exemption from the requirements of this subpart as described in 40 CFR part 1068, subpart C (or the exemptions described in 40 CFR part 89, subpart J and 40 CFR part 94, subpart J, for engines that would need to be certified to standards in those parts), except that owners and operators, as well as manufacturers, may be eligible to request an exemption for national security.

(e) Owners and operators of facilities with CI ICE that are acting as temporary replacement units and that are located at a stationary source for less than 1 year and that have been properly certified as meeting the standards that would be applicable to such engine under the appropriate nonroad engine provisions, are not required to meet any other provisions under this subpart with regard to such engines.

[71 FR 39172, July 11, 2006, as amended at 76 FR 37967, June 28, 2011]

## **Emission Standards for Manufacturers**

### **§ 60.4201 What emission standards must I meet for non-emergency engines if I am a stationary CI internal combustion engine manufacturer?**

(a) Stationary CI internal combustion engine manufacturers must certify their 2007 model year and later non-emergency stationary CI ICE with a maximum engine power less than or equal to 2,237 kilowatt (KW) (3,000 horsepower (HP)) and a displacement of less than 10 liters per cylinder to the certification emission standards for new nonroad CI engines in 40 CFR 89.112, 40 CFR 89.113, 40 CFR 1039.101, 40 CFR 1039.102, 40 CFR 1039.104, 40 CFR 1039.105, 40 CFR 1039.107, and 40 CFR 1039.115, as applicable, for all pollutants, for the same model year and maximum engine power.

(b) Stationary CI internal combustion engine manufacturers must certify their 2007 through 2010 model year non-emergency stationary CI ICE with a maximum engine power greater than 2,237 KW (3,000 HP) and a displacement of less than 10 liters per cylinder to the emission standards in table 1 to this subpart, for all pollutants, for the same maximum engine power.

(c) Stationary CI internal combustion engine manufacturers must certify their 2011 model year and later non-emergency stationary CI ICE with a maximum engine power greater than 2,237 KW (3,000 HP) and a displacement of less than 10 liters per cylinder to the certification emission standards for new nonroad CI engines in 40 CFR 1039.101, 40 CFR 1039.102, 40 CFR 1039.104, 40 CFR 1039.105, 40 CFR 1039.107, and 40 CFR 1039.115, as applicable, for all pollutants, for the same maximum engine power.

(d) Stationary CI internal combustion engine manufacturers must certify the following non-emergency stationary CI ICE to the certification emission standards for new marine CI engines in 40 CFR 94.8, as applicable, for all pollutants, for the same displacement and maximum engine power:

(1) Their 2007 model year through 2012 non-emergency stationary CI ICE with a displacement of greater than or equal to 10 liters per cylinder and less than 30 liters per cylinder;

(2) Their 2013 model year non-emergency stationary CI ICE with a maximum engine power greater than or equal to 3,700 KW (4,958 HP) and a displacement of greater than or equal to 10 liters per cylinder and less than 15 liters per cylinder; and

(3) Their 2013 model year non-emergency stationary CI ICE with a displacement of greater than or equal to 15 liters per cylinder and less than 30 liters per cylinder.

(e) Stationary CI internal combustion engine manufacturers must certify the following non-emergency stationary CI ICE to the certification emission standards and other requirements for new marine CI engines in 40 CFR 1042.101, 40 CFR 1042.107, 40 CFR 1042.110, 40 CFR 1042.115, 40 CFR 1042.120, and 40 CFR 1042.145, as applicable, for all pollutants, for the same displacement and maximum engine power:

(1) Their 2013 model year non-emergency stationary CI ICE with a maximum engine power less than 3,700 KW (4,958 HP) and a displacement of greater than or equal to 10 liters per cylinder and less than 15 liters per cylinder; and

(2) Their 2014 model year and later non-emergency stationary CI ICE with a displacement of greater than or equal to 10 liters per cylinder and less than 30 liters per cylinder.

(f) Notwithstanding the requirements in paragraphs (a) through (c) of this section, stationary non-emergency CI ICE identified in paragraphs (a) and (c) may be certified to the provisions of 40 CFR part 94 or, if Table 1 to 40 CFR 1042.1 identifies 40 CFR part 1042 as being applicable, 40 CFR part 1042, if the engines will be used solely in either or both of the following locations:

(1) Areas of Alaska not accessible by the Federal Aid Highway System (FAHS); and

(2) Marine offshore installations.

(g) Notwithstanding the requirements in paragraphs (a) through (f) of this section, stationary CI internal combustion engine manufacturers are not required to certify reconstructed engines; however manufacturers may elect to do so. The reconstructed engine must be certified to the emission standards specified in paragraphs (a) through (e) of this section that are applicable to the model year, maximum engine power, and displacement of the reconstructed stationary CI ICE.

[71 FR 39172, July 11, 2006, as amended at 76 FR 37967, June 28, 2011]

**§ 60.4202 What emission standards must I meet for emergency engines if I am a stationary CI internal combustion engine manufacturer?**

(a) Stationary CI internal combustion engine manufacturers must certify their 2007 model year and later emergency stationary CI ICE with a maximum engine power less than or equal to 2,237 KW (3,000 HP) and a displacement of less than 10 liters per cylinder that are not fire pump engines to the emission standards specified in paragraphs (a)(1) through (2) of this section.

(1) For engines with a maximum engine power less than 37 KW (50 HP):

(i) The certification emission standards for new nonroad CI engines for the same model year and maximum engine power in 40 CFR 89.112 and 40 CFR 89.113 for all pollutants for model year 2007 engines, and

(ii) The certification emission standards for new nonroad CI engines in 40 CFR 1039.104, 40 CFR 1039.105, 40 CFR 1039.107, 40 CFR 1039.115, and table 2 to this subpart, for 2008 model year and later engines.

(2) For engines with a maximum engine power greater than or equal to 37 KW (50 HP), the certification emission standards for new nonroad CI engines for the same model year and maximum engine power in 40 CFR 89.112 and 40 CFR 89.113 for all pollutants beginning in model year 2007.

(b) Stationary CI internal combustion engine manufacturers must certify their 2007 model year and later emergency stationary CI ICE with a maximum engine power greater than 2,237 KW (3,000 HP) and a displacement of less than 10 liters per cylinder that are not fire pump engines to the emission standards specified in paragraphs (b)(1) through (2) of this section.

(1) For 2007 through 2010 model years, the emission standards in table 1 to this subpart, for all pollutants, for the same maximum engine power.

(2) For 2011 model year and later, the certification emission standards for new nonroad CI engines for engines of the same model year and maximum engine power in 40 CFR 89.112 and 40 CFR 89.113 for all pollutants.

(c) [Reserved]

(d) Beginning with the model years in table 3 to this subpart, stationary CI internal combustion engine manufacturers must certify their fire pump stationary CI ICE to the emission standards in table 4 to this subpart, for all pollutants, for the same model year and NFPA nameplate power.

(e) Stationary CI internal combustion engine manufacturers must certify the following emergency stationary CI ICE that are not fire pump engines to the certification emission standards for new marine CI engines in 40 CFR 94.8, as applicable, for all pollutants, for the same displacement and maximum engine power:

(1) Their 2007 model year through 2012 emergency stationary CI ICE with a displacement of greater than or equal to 10 liters per cylinder and less than 30 liters per cylinder;

(2) Their 2013 model year and later emergency stationary CI ICE with a maximum engine power greater than or equal to 3,700 KW (4,958 HP) and a displacement of greater than or equal to 10 liters per cylinder and less than 15 liters per cylinder;

(3) Their 2013 model year emergency stationary CI ICE with a displacement of greater than or equal to 15 liters per cylinder and less than 30 liters per cylinder; and

(4) Their 2014 model year and later emergency stationary CI ICE with a maximum engine power greater than or equal to 2,000 KW (2,682 HP) and a displacement of greater than or equal to 15 liters per cylinder and less than 30 liters per cylinder.

(f) Stationary CI internal combustion engine manufacturers must certify the following emergency stationary CI ICE to the certification emission standards and other requirements applicable to Tier 3 new marine CI engines in 40 CFR 1042.101, 40 CFR 1042.107, 40 CFR 1042.115, 40 CFR 1042.120, and 40 CFR 1042.145, for all pollutants, for the same displacement and maximum engine power:

(1) Their 2013 model year and later emergency stationary CI ICE with a maximum engine power less than 3,700 KW (4,958 HP) and a displacement of greater than or equal to 10 liters per cylinder and less than 15 liters per cylinder; and

(2) Their 2014 model year and later emergency stationary CI ICE with a maximum engine power less than 2,000 KW (2,682 HP) and a displacement of greater than or equal to 15 liters per cylinder and less than 30 liters per cylinder.

(g) Notwithstanding the requirements in paragraphs (a) through (d) of this section, stationary emergency CI internal combustion engines identified in paragraphs (a) and (c) may be certified to the provisions of 40 CFR part 94 or, if Table 2 to 40 CFR 1042.101 identifies Tier 3 standards as being applicable, the requirements applicable to Tier 3 engines in 40 CFR part 1042, if the engines will be used solely in either or both of the following locations:

(1) Areas of Alaska not accessible by the FAHS; and

(2) Marine offshore installations.

(h) Notwithstanding the requirements in paragraphs (a) through (f) of this section, stationary CI internal combustion engine manufacturers are not required to certify reconstructed engines; however manufacturers may elect to do so. The reconstructed engine must be certified to the emission standards specified in paragraphs (a) through (f) of this section that are applicable to the model year, maximum engine power and displacement of the reconstructed emergency stationary CI ICE.

[71 FR 39172, July 11, 2006, as amended at 76 FR 37968, June 28, 2011]

**§ 60.4203 How long must my engines meet the emission standards if I am a manufacturer of stationary CI internal combustion engines?**

Engines manufactured by stationary CI internal combustion engine manufacturers must meet the emission standards as required in §§ 60.4201 and 60.4202 during the certified emissions life of the engines.

[76 FR 37968, June 28, 2011]

## Emission Standards for Owners and Operators

### **§ 60.4204 What emission standards must I meet for non-emergency engines if I am an owner or operator of a stationary CI internal combustion engine?**

(a) Owners and operators of pre-2007 model year non-emergency stationary CI ICE with a displacement of less than 10 liters per cylinder must comply with the emission standards in table 1 to this subpart. Owners and operators of pre-2007 model year non-emergency stationary CI ICE with a displacement of greater than or equal to 10 liters per cylinder and less than 30 liters per cylinder must comply with the emission standards in 40 CFR 94.8(a)(1).

(b) Owners and operators of 2007 model year and later non-emergency stationary CI ICE with a displacement of less than 30 liters per cylinder must comply with the emission standards for new CI engines in § 60.4201 for their 2007 model year and later stationary CI ICE, as applicable.

(c) Owners and operators of non-emergency stationary CI engines with a displacement of greater than or equal to 30 liters per cylinder must meet the following requirements:

(1) For engines installed prior to January 1, 2012, limit the emissions of NOX in the stationary CI internal combustion engine exhaust to the following:

(i) 17.0 grams per kilowatt-hour (g/KW-hr) (12.7 grams per horsepower-hr (g/HP-hr)) when maximum engine speed is less than 130 revolutions per minute (rpm);

(ii)  $45 \cdot n - 0.2$  g/KW-hr ( $34 \cdot n - 0.2$  g/HP-hr) when maximum engine speed is 130 or more but less than 2,000 rpm, where n is maximum engine speed; and

(iii) 9.8 g/KW-hr (7.3 g/HP-hr) when maximum engine speed is 2,000 rpm or more.

(2) For engines installed on or after January 1, 2012 and before January 1, 2016, limit the emissions of NOX in the stationary CI internal combustion engine exhaust to the following:

(i) 14.4 g/KW-hr (10.7 g/HP-hr) when maximum engine speed is less than 130 rpm;

(ii)  $44 \cdot n - 0.23$  g/KW-hr ( $33 \cdot n - 0.23$  g/HP-hr) when maximum engine speed is greater than or equal to 130 but less than 2,000 rpm and where n is maximum engine speed; and

(iii) 7.7 g/KW-hr (5.7 g/HP-hr) when maximum engine speed is greater than or equal to 2,000 rpm.

(3) For engines installed on or after January 1, 2016, limit the emissions of NOX in the stationary CI internal combustion engine exhaust to the following:

(i) 3.4 g/KW-hr (2.5 g/HP-hr) when maximum engine speed is less than 130 rpm;

(ii)  $9.0 \cdot n - 0.20$  g/KW-hr ( $6.7 \cdot n - 0.20$  g/HP-hr) where n (maximum engine speed) is 130 or more but less than 2,000 rpm; and

(iii) 2.0 g/KW-hr (1.5 g/HP-hr) where maximum engine speed is greater than or equal to 2,000 rpm.

(4) Reduce particulate matter (PM) emissions by 60 percent or more, or limit the emissions of PM in the stationary CI internal combustion engine exhaust to 0.15 g/KW-hr (0.11 g/HP-hr).

(d) Owners and operators of non-emergency stationary CI ICE with a displacement of less than 30 liters per cylinder who conduct performance tests in-use must meet the not-to-exceed (NTE) standards as indicated in § 60.4212.

(e) Owners and operators of any modified or reconstructed non-emergency stationary CI ICE subject to this subpart must meet the emission standards applicable to the model year, maximum engine power, and displacement of the modified or reconstructed non-emergency stationary CI ICE that are specified in paragraphs (a) through (d) of this section.

[71 FR 39172, July 11, 2006, as amended at 76 FR 37968, June 28, 2011]

**§ 60.4205 What emission standards must I meet for emergency engines if I am an owner or operator of a stationary CI internal combustion engine?**

(a) Owners and operators of pre-2007 model year emergency stationary CI ICE with a displacement of less than 10 liters per cylinder that are not fire pump engines must comply with the emission standards in Table 1 to this subpart. Owners and operators of pre-2007 model year emergency stationary CI ICE with a displacement of greater than or equal to 10 liters per cylinder and less than 30 liters per cylinder that are not fire pump engines must comply with the emission standards in 40 CFR 94.8(a)(1).

(b) Owners and operators of 2007 model year and later emergency stationary CI ICE with a displacement of less than 30 liters per cylinder that are not fire pump engines must comply with the emission standards for new nonroad CI engines in § 60.4202, for all pollutants, for the same model year and maximum engine power for their 2007 model year and later emergency stationary CI ICE.

(c) Owners and operators of fire pump engines with a displacement of less than 30 liters per cylinder must comply with the emission standards in table 4 to this subpart, for all pollutants.

(d) Owners and operators of emergency stationary CI engines with a displacement of greater than or equal to 30 liters per cylinder must meet the requirements in this section.

(1) For engines installed prior to January 1, 2012, limit the emissions of NOX in the stationary CI internal combustion engine exhaust to the following:

(i) 17.0 g/KW-hr (12.7 g/HP-hr) when maximum engine speed is less than 130 rpm;

(ii)  $45 \cdot n - 0.2$  g/KW-hr ( $34 \cdot n - 0.2$  g/HP-hr) when maximum engine speed is 130 or more but less than 2,000 rpm, where n is maximum engine speed; and

(iii) 9.8 g/kW-hr (7.3 g/HP-hr) when maximum engine speed is 2,000 rpm or more.

(2) For engines installed on or after January 1, 2012, limit the emissions of NOX in the stationary CI internal combustion engine exhaust to the following:

(i) 14.4 g/KW-hr (10.7 g/HP-hr) when maximum engine speed is less than 130 rpm;

(ii)  $44 \cdot n - 0.23$  g/KW-hr ( $33 \cdot n - 0.23$  g/HP-hr) when maximum engine speed is greater than or equal to 130 but less than 2,000 rpm and where n is maximum engine speed; and

(iii) 7.7 g/KW-hr (5.7 g/HP-hr) when maximum engine speed is greater than or equal to 2,000 rpm.

(3) Limit the emissions of PM in the stationary CI internal combustion engine exhaust to 0.40 g/KW-hr (0.30 g/HP-hr).

(e) Owners and operators of emergency stationary CI ICE with a displacement of less than 30 liters per cylinder who conduct performance tests in-use must meet the NTE standards as indicated in § 60.4212.

(f) Owners and operators of any modified or reconstructed emergency stationary CI ICE subject to this subpart must meet the emission standards applicable to the model year, maximum engine power, and displacement of the modified or reconstructed CI ICE that are specified in paragraphs (a) through (e) of this section.



[71 FR 39172, July 11, 2006, as amended at 76 FR 37969, June 28, 2011]

**§ 60.4206 How long must I meet the emission standards if I am an owner or operator of a stationary CI internal combustion engine?**

Owners and operators of stationary CI ICE must operate and maintain stationary CI ICE that achieve the emission standards as required in §§ 60.4204 and 60.4205 over the entire life of the engine.

[76 FR 37969, June 28, 2011]

**Fuel Requirements for Owners and Operators**

**§ 60.4207 What fuel requirements must I meet if I am an owner or operator of a stationary CI internal combustion engine subject to this subpart?**

(a) Beginning October 1, 2007, owners and operators of stationary CI ICE subject to this subpart that use diesel fuel must use diesel fuel that meets the requirements of 40 CFR 80.510(a).

(b) Beginning October 1, 2010, owners and operators of stationary CI ICE subject to this subpart with a displacement of less than 30 liters per cylinder that use diesel fuel must use diesel fuel that meets the requirements of 40 CFR 80.510(b) for nonroad diesel fuel, except that any existing diesel fuel purchased (or otherwise obtained) prior to October 1, 2010, may be used until depleted.

(c) [Reserved]

(d) Beginning June 1, 2012, owners and operators of stationary CI ICE subject to this subpart with a displacement of greater than or equal to 30 liters per cylinder are no longer subject to the requirements of paragraph (a) of this section, and must use fuel that meets a maximum per-gallon sulfur content of 1,000 parts per million (ppm).

(e) Stationary CI ICE that have a national security exemption under § 60.4200(d) are also exempt from the fuel requirements in this section.

[71 FR 39172, July 11, 2006, as amended at 76 FR 37969, June 28, 2011; 78 FR 6695, Jan. 30, 2013]

**Other Requirements for Owners and Operators**

**§ 60.4208 What is the deadline for importing or installing stationary CI ICE produced in previous model years?**

(a) After December 31, 2008, owners and operators may not install stationary CI ICE (excluding fire pump engines) that do not meet the applicable requirements for 2007 model year engines.

(b) After December 31, 2009, owners and operators may not install stationary CI ICE with a maximum engine power of less than 19 KW (25 HP) (excluding fire pump engines) that do not meet the applicable requirements for 2008 model year engines.

(c) After December 31, 2014, owners and operators may not install non-emergency stationary CI ICE with a maximum engine power of greater than or equal to 19 KW (25 HP) and less than 56 KW (75 HP) that do not meet the applicable requirements for 2013 model year non-emergency engines.

(d) After December 31, 2013, owners and operators may not install non-emergency stationary CI ICE with a maximum engine power of greater than or equal to 56 KW (75 HP) and less than 130 KW (175 HP) that do not meet the applicable requirements for 2012 model year non-emergency engines.

(e) After December 31, 2012, owners and operators may not install non-emergency stationary CI ICE with a maximum engine power of greater than or equal to 130 KW (175 HP), including those above 560 KW (750 HP), that do not meet the applicable requirements for 2011 model year non-emergency engines.

(f) After December 31, 2016, owners and operators may not install non-emergency stationary CI ICE with a maximum engine power of greater than or equal to 560 KW (750 HP) that do not meet the applicable requirements for 2015 model year non-emergency engines.

(g) After December 31, 2018, owners and operators may not install non-emergency stationary CI ICE with a maximum engine power greater than or equal to 600 KW (804 HP) and less than 2,000 KW (2,680 HP) and a displacement of greater than or equal to 10 liters per cylinder and less than 30 liters per cylinder that do not meet the applicable requirements for 2017 model year non-emergency engines.

(h) In addition to the requirements specified in §§ 60.4201, 60.4202, 60.4204, and 60.4205, it is prohibited to import stationary CI ICE with a displacement of less than 30 liters per cylinder that do not meet the applicable requirements specified in paragraphs (a) through (g) of this section after the dates specified in paragraphs (a) through (g) of this section.

(i) The requirements of this section do not apply to owners or operators of stationary CI ICE that have been modified, reconstructed, and do not apply to engines that were removed from one existing location and reinstalled at a new location.

[71 FR 39172, July 11, 2006, as amended at 76 FR 37969, June 28, 2011]

**§ 60.4209 What are the monitoring requirements if I am an owner or operator of a stationary CI internal combustion engine?**

If you are an owner or operator, you must meet the monitoring requirements of this section. In addition, you must also meet the monitoring requirements specified in § 60.4211.

(a) If you are an owner or operator of an emergency stationary CI internal combustion engine that does not meet the standards applicable to non-emergency engines, you must install a non-resettable hour meter prior to startup of the engine.

(b) If you are an owner or operator of a stationary CI internal combustion engine equipped with a diesel particulate filter to comply with the emission standards in § 60.4204, the diesel particulate filter must be installed with a backpressure monitor that notifies the owner or operator when the high backpressure limit of the engine is approached.

[71 FR 39172, July 11, 2006, as amended at 76 FR 37969, June 28, 2011]

**Compliance Requirements**

**§ 60.4210 What are my compliance requirements if I am a stationary CI internal combustion engine manufacturer?**

(a) Stationary CI internal combustion engine manufacturers must certify their stationary CI ICE with a displacement of less than 10 liters per cylinder to the emission standards specified in § 60.4201(a) through (c) and § 60.4202(a), (b) and (d) using the certification procedures required in 40 CFR part 89, subpart B, or 40 CFR part 1039, subpart C, as applicable, and must test their engines as specified in those parts. For the purposes of this subpart, engines certified to the standards in table 1 to this subpart shall be subject to the same requirements as engines certified to the standards in 40 CFR part 89. For the purposes of this subpart, engines certified to the standards in table 4 to this subpart shall be subject to the same requirements as engines certified to the standards in 40 CFR part 89, except that engines with NFPA nameplate power of less than 37 KW (50 HP) certified to model year 2011 or later standards shall be subject to the same requirements as engines certified to the standards in 40 CFR part 1039.

(b) Stationary CI internal combustion engine manufacturers must certify their stationary CI ICE with a displacement of greater than or equal to 10 liters per cylinder and less than 30 liters per cylinder to the emission standards specified in § 60.4201(d) and (e) and § 60.4202(e) and (f) using the certification procedures required in 40 CFR part 94, subpart C, or 40 CFR part 1042, subpart C, as applicable, and must test their engines as specified in 40 CFR part 94 or 1042, as applicable.

(c) Stationary CI internal combustion engine manufacturers must meet the requirements of 40 CFR 1039.120, 1039.125, 1039.130, and 1039.135, and 40 CFR part 1068 for engines that are certified to the emission standards in 40 CFR part 1039. Stationary CI internal combustion engine manufacturers must meet the corresponding provisions of 40 CFR part 89, 40 CFR part 94 or 40 CFR part 1042 for engines that would be covered by that part if they were nonroad (including marine) engines. Labels on such engines must refer to stationary engines, rather than or in addition to nonroad or marine engines, as appropriate. Stationary CI internal combustion engine manufacturers must label their engines according to paragraphs (c)(1) through (3) of this section.

(1) Stationary CI internal combustion engines manufactured from January 1, 2006 to March 31, 2006 (January 1, 2006 to June 30, 2006 for fire pump engines), other than those that are part of certified engine families under the nonroad CI engine regulations, must be labeled according to 40 CFR 1039.20.

(2) Stationary CI internal combustion engines manufactured from April 1, 2006 to December 31, 2006 (or, for fire pump engines, July 1, 2006 to December 31 of the year preceding the year listed in table 3 to this subpart) must be labeled according to paragraphs (c)(2)(i) through (iii) of this section:

(i) Stationary CI internal combustion engines that are part of certified engine families under the nonroad regulations must meet the labeling requirements for nonroad CI engines, but do not have to meet the labeling requirements in 40 CFR 1039.20.

(ii) Stationary CI internal combustion engines that meet Tier 1 requirements (or requirements for fire pumps) under this subpart, but do not meet the requirements applicable to nonroad CI engines must be labeled according to 40 CFR 1039.20. The engine manufacturer may add language to the label clarifying that the engine meets Tier 1 requirements (or requirements for fire pumps) of this subpart.

(iii) Stationary CI internal combustion engines manufactured after April 1, 2006 that do not meet Tier 1 requirements of this subpart, or fire pumps engines manufactured after July 1, 2006 that do not meet the requirements for fire pumps under this subpart, may not be used in the U.S. If any such engines are manufactured in the U.S. after April 1, 2006 (July 1, 2006 for fire pump engines), they must be exported or must be brought into compliance with the appropriate standards prior to initial operation. The export provisions of 40 CFR 1068.230 would apply to engines for export and the manufacturers must label such engines according to 40 CFR 1068.230.

(3) Stationary CI internal combustion engines manufactured after January 1, 2007 (for fire pump engines, after January 1 of the year listed in table 3 to this subpart, as applicable) must be labeled according to paragraphs (c)(3)(i) through (iii) of this section.

(i) Stationary CI internal combustion engines that meet the requirements of this subpart and the corresponding requirements for nonroad (including marine) engines of the same model year and HP must be labeled according to the provisions in 40 CFR parts 89, 94, 1039 or 1042, as appropriate.

(ii) Stationary CI internal combustion engines that meet the requirements of this subpart, but are not certified to the standards applicable to nonroad (including marine) engines of the same model year and HP must be labeled according to the provisions in 40 CFR parts 89, 94, 1039 or 1042, as appropriate, but the words "stationary" must be included instead of "nonroad" or "marine" on the label. In addition, such engines must be labeled according to 40 CFR 1039.20.

(iii) Stationary CI internal combustion engines that do not meet the requirements of this subpart must be labeled according to 40 CFR 1068.230 and must be exported under the provisions of 40 CFR 1068.230.

(d) An engine manufacturer certifying an engine family or families to standards under this subpart that are identical to standards applicable under 40 CFR parts 89, 94, 1039 or 1042 for that model year may certify any such family that contains both nonroad (including marine) and stationary engines as a single engine family and/or may include any

such family containing stationary engines in the averaging, banking and trading provisions applicable for such engines under those parts.

(e) Manufacturers of engine families discussed in paragraph (d) of this section may meet the labeling requirements referred to in paragraph (c) of this section for stationary CI ICE by either adding a separate label containing the information required in paragraph (c) of this section or by adding the words "and stationary" after the word "nonroad" or "marine," as appropriate, to the label.

(f) Starting with the model years shown in table 5 to this subpart, stationary CI internal combustion engine manufacturers must add a permanent label stating that the engine is for stationary emergency use only to each new emergency stationary CI internal combustion engine greater than or equal to 19 KW (25 HP) that meets all the emission standards for emergency engines in § 60.4202 but does not meet all the emission standards for non-emergency engines in § 60.4201. The label must be added according to the labeling requirements specified in 40 CFR 1039.135(b). Engine manufacturers must specify in the owner's manual that operation of emergency engines is limited to emergency operations and required maintenance and testing.

(g) Manufacturers of fire pump engines may use the test cycle in table 6 to this subpart for testing fire pump engines and may test at the NFPA certified nameplate HP, provided that the engine is labeled as "Fire Pump Applications Only".

(h) Engine manufacturers, including importers, may introduce into commerce uncertified engines or engines certified to earlier standards that were manufactured before the new or changed standards took effect until inventories are depleted, as long as such engines are part of normal inventory. For example, if the engine manufacturers' normal industry practice is to keep on hand a one-month supply of engines based on its projected sales, and a new tier of standards starts to apply for the 2009 model year, the engine manufacturer may manufacture engines based on the normal inventory requirements late in the 2008 model year, and sell those engines for installation. The engine manufacturer may not circumvent the provisions of §§ 60.4201 or 60.4202 by stockpiling engines that are built before new or changed standards take effect. Stockpiling of such engines beyond normal industry practice is a violation of this subpart.

(i) The replacement engine provisions of 40 CFR 89.1003(b)(7), 40 CFR 94.1103(b)(3), 40 CFR 94.1103(b)(4) and 40 CFR 1068.240 are applicable to stationary CI engines replacing existing equipment that is less than 15 years old.

[71 FR 39172, July 11, 2006, as amended at 76 FR 37969, June 28, 2011]

**§ 60.4211 What are my compliance requirements if I am an owner or operator of a stationary CI internal combustion engine?**

(a) If you are an owner or operator and must comply with the emission standards specified in this subpart, you must do all of the following, except as permitted under paragraph (g) of this section:

(1) Operate and maintain the stationary CI internal combustion engine and control device according to the manufacturer's emission-related written instructions;

(2) Change only those emission-related settings that are permitted by the manufacturer; and

(3) Meet the requirements of 40 CFR parts 89, 94 and/or 1068, as they apply to you.

(b) If you are an owner or operator of a pre-2007 model year stationary CI internal combustion engine and must comply with the emission standards specified in §§ 60.4204(a) or 60.4205(a), or if you are an owner or operator of a CI fire pump engine that is manufactured prior to the model years in table 3 to this subpart and must comply with the emission standards specified in § 60.4205(c), you must demonstrate compliance according to one of the methods specified in paragraphs (b)(1) through (5) of this section.

(1) Purchasing an engine certified according to 40 CFR part 89 or 40 CFR part 94, as applicable, for the same model year and maximum engine power. The engine must be installed and configured according to the manufacturer's specifications.

(2) Keeping records of performance test results for each pollutant for a test conducted on a similar engine. The test must have been conducted using the same methods specified in this subpart and these methods must have been followed correctly.

(3) Keeping records of engine manufacturer data indicating compliance with the standards.

(4) Keeping records of control device vendor data indicating compliance with the standards.

(5) Conducting an initial performance test to demonstrate compliance with the emission standards according to the requirements specified in § 60.4212, as applicable.

(c) If you are an owner or operator of a 2007 model year and later stationary CI internal combustion engine and must comply with the emission standards specified in § 60.4204(b) or § 60.4205(b), or if you are an owner or operator of a CI fire pump engine that is manufactured during or after the model year that applies to your fire pump engine power rating in table 3 to this subpart and must comply with the emission standards specified in § 60.4205(c), you must comply by purchasing an engine certified to the emission standards in § 60.4204(b), or § 60.4205(b) or (c), as applicable, for the same model year and maximum (or in the case of fire pumps, NFPA nameplate) engine power. The engine must be installed and configured according to the manufacturer's emission-related specifications, except as permitted in paragraph (g) of this section.

(d) If you are an owner or operator and must comply with the emission standards specified in § 60.4204(c) or § 60.4205(d), you must demonstrate compliance according to the requirements specified in paragraphs (d)(1) through (3) of this section.

(1) Conducting an initial performance test to demonstrate initial compliance with the emission standards as specified in § 60.4213.

(2) Establishing operating parameters to be monitored continuously to ensure the stationary internal combustion engine continues to meet the emission standards. The owner or operator must petition the Administrator for approval of operating parameters to be monitored continuously. The petition must include the information described in paragraphs (d)(2)(i) through (v) of this section.

(i) Identification of the specific parameters you propose to monitor continuously;

(ii) A discussion of the relationship between these parameters and NOX and PM emissions, identifying how the emissions of these pollutants change with changes in these parameters, and how limitations on these parameters will serve to limit NOX and PM emissions;

(iii) A discussion of how you will establish the upper and/or lower values for these parameters which will establish the limits on these parameters in the operating limitations;

(iv) A discussion identifying the methods and the instruments you will use to monitor these parameters, as well as the relative accuracy and precision of these methods and instruments; and

(v) A discussion identifying the frequency and methods for recalibrating the instruments you will use for monitoring these parameters.

(3) For non-emergency engines with a displacement of greater than or equal to 30 liters per cylinder, conducting annual performance tests to demonstrate continuous compliance with the emission standards as specified in § 60.4213.

(e) If you are an owner or operator of a modified or reconstructed stationary CI internal combustion engine and must comply with the emission standards specified in § 60.4204(e) or § 60.4205(f), you must demonstrate compliance according to one of the methods specified in paragraphs (e)(1) or (2) of this section.

(1) Purchasing, or otherwise owning or operating, an engine certified to the emission standards in § 60.4204(e) or § 60.4205(f), as applicable.

(2) Conducting a performance test to demonstrate initial compliance with the emission standards according to the requirements specified in § 60.4212 or § 60.4213, as appropriate. The test must be conducted within 60 days after the engine commences operation after the modification or reconstruction.

(f) If you own or operate an emergency stationary ICE, you must operate the emergency stationary ICE according to the requirements in paragraphs (f)(1) through (3) of this section. In order for the engine to be considered an emergency stationary ICE under this subpart, any operation other than emergency operation, maintenance and testing, emergency demand response, and operation in non-emergency situations for 50 hours per year, as described in paragraphs (f)(1) through (3) of this section, is prohibited. If you do not operate the engine according to the requirements in paragraphs (f)(1) through (3) of this section, the engine will not be considered an emergency engine under this subpart and must meet all requirements for non-emergency engines.

(1) There is no time limit on the use of emergency stationary ICE in emergency situations.

(2) You may operate your emergency stationary ICE for any combination of the purposes specified in paragraphs (f)(2)(i) through (iii) of this section for a maximum of 100 hours per calendar year. Any operation for non-emergency situations as allowed by paragraph (f)(3) of this section counts as part of the 100 hours per calendar year allowed by this paragraph (f)(2).

(i) Emergency stationary ICE may be operated for maintenance checks and readiness testing, provided that the tests are recommended by federal, state or local government, the manufacturer, the vendor, the regional transmission organization or equivalent balancing authority and transmission operator, or the insurance company associated with the engine. The owner or operator may petition the Administrator for approval of additional hours to be used for maintenance checks and readiness testing, but a petition is not required if the owner or operator maintains records indicating that federal, state, or local standards require maintenance and testing of emergency ICE beyond 100 hours per calendar year.

(ii) Emergency stationary ICE may be operated for emergency demand response for periods in which the Reliability Coordinator under the North American Electric Reliability Corporation (NERC) Reliability Standard EOP-002-3, Capacity and Energy Emergencies (incorporated by reference, see § 60.17), or other authorized entity as determined by the Reliability Coordinator, has declared an Energy Emergency Alert Level 2 as defined in the NERC Reliability Standard EOP-002-3.

(iii) Emergency stationary ICE may be operated for periods where there is a deviation of voltage or frequency of 5 percent or greater below standard voltage or frequency.

(3) Emergency stationary ICE may be operated for up to 50 hours per calendar year in non-emergency situations. The 50 hours of operation in non-emergency situations are counted as part of the 100 hours per calendar year for maintenance and testing and emergency demand response provided in paragraph (f)(2) of this section. Except as provided in paragraph (f)(3)(i) of this section, the 50 hours per calendar year for non-emergency situations cannot be used for peak shaving or non-emergency demand response, or to generate income for a facility to an electric grid or otherwise supply power as part of a financial arrangement with another entity.

(i) The 50 hours per year for non-emergency situations can be used to supply power as part of a financial arrangement with another entity if all of the following conditions are met:

(A) The engine is dispatched by the local balancing authority or local transmission and distribution system operator;

(B) The dispatch is intended to mitigate local transmission and/or distribution limitations so as to avert potential voltage collapse or line overloads that could lead to the interruption of power supply in a local area or region.

(C) The dispatch follows reliability, emergency operation or similar protocols that follow specific NERC, regional, state, public utility commission or local standards or guidelines.

(D) The power is provided only to the facility itself or to support the local transmission and distribution system.

(E) The owner or operator identifies and records the entity that dispatches the engine and the specific NERC, regional, state, public utility commission or local standards or guidelines that are being followed for dispatching the

engine. The local balancing authority or local transmission and distribution system operator may keep these records on behalf of the engine owner or operator.

(ii) [Reserved]

(g) If you do not install, configure, operate, and maintain your engine and control device according to the manufacturer's emission-related written instructions, or you change emission-related settings in a way that is not permitted by the manufacturer, you must demonstrate compliance as follows:

(1) If you are an owner or operator of a stationary CI internal combustion engine with maximum engine power less than 100 HP, you must keep a maintenance plan and records of conducted maintenance to demonstrate compliance and must, to the extent practicable, maintain and operate the engine in a manner consistent with good air pollution control practice for minimizing emissions. In addition, if you do not install and configure the engine and control device according to the manufacturer's emission-related written instructions, or you change the emission-related settings in a way that is not permitted by the manufacturer, you must conduct an initial performance test to demonstrate compliance with the applicable emission standards within 1 year of such action.

(2) If you are an owner or operator of a stationary CI internal combustion engine greater than or equal to 100 HP and less than or equal to 500 HP, you must keep a maintenance plan and records of conducted maintenance and must, to the extent practicable, maintain and operate the engine in a manner consistent with good air pollution control practice for minimizing emissions. In addition, you must conduct an initial performance test to demonstrate compliance with the applicable emission standards within 1 year of startup, or within 1 year after an engine and control device is no longer installed, configured, operated, and maintained in accordance with the manufacturer's emission-related written instructions, or within 1 year after you change emission-related settings in a way that is not permitted by the manufacturer.

(3) If you are an owner or operator of a stationary CI internal combustion engine greater than 500 HP, you must keep a maintenance plan and records of conducted maintenance and must, to the extent practicable, maintain and operate the engine in a manner consistent with good air pollution control practice for minimizing emissions. In addition, you must conduct an initial performance test to demonstrate compliance with the applicable emission standards within 1 year of startup, or within 1 year after an engine and control device is no longer installed, configured, operated, and maintained in accordance with the manufacturer's emission-related written instructions, or within 1 year after you change emission-related settings in a way that is not permitted by the manufacturer. You must conduct subsequent performance testing every 8,760 hours of engine operation or 3 years, whichever comes first, thereafter to demonstrate compliance with the applicable emission standards.

[71 FR 39172, July 11, 2006, as amended at 76 FR 37970, June 28, 2011; 78 FR 6695, Jan. 30, 2013]

#### **Testing Requirements for Owners and Operators**

##### **§ 60.4212 What test methods and other procedures must I use if I am an owner or operator of a stationary CI internal combustion engine with a displacement of less than 30 liters per cylinder?**

Owners and operators of stationary CI ICE with a displacement of less than 30 liters per cylinder who conduct performance tests pursuant to this subpart must do so according to paragraphs (a) through (e) of this section.

(a) The performance test must be conducted according to the in-use testing procedures in 40 CFR part 1039, subpart F, for stationary CI ICE with a displacement of less than 10 liters per cylinder, and according to 40 CFR part 1042, subpart F, for stationary CI ICE with a displacement of greater than or equal to 10 liters per cylinder and less than 30 liters per cylinder.

(b) Exhaust emissions from stationary CI ICE that are complying with the emission standards for new CI engines in 40 CFR part 1039 must not exceed the not-to-exceed (NTE) standards for the same model year and maximum engine power as required in 40 CFR 1039.101(e) and 40 CFR 1039.102(g)(1), except as specified in 40 CFR 1039.104(d). This requirement starts when NTE requirements take effect for nonroad diesel engines under 40 CFR part 1039.

(c) Exhaust emissions from stationary CI ICE that are complying with the emission standards for new CI engines in 40 CFR 89.112 or 40 CFR 94.8, as applicable, must not exceed the NTE numerical requirements, rounded to the same number of decimal places as the applicable standard in 40 CFR 89.112 or 40 CFR 94.8, as applicable, determined from the following equation:

$$\text{NTE requirement for each pollutant} = (1.25) \times (\text{STD}) \quad (\text{Eq. 1})$$

Where:

STD = The standard specified for that pollutant in 40 CFR 89.112 or 40 CFR 94.8, as applicable.

Alternatively, stationary CI ICE that are complying with the emission standards for new CI engines in 40 CFR 89.112 or 40 CFR 94.8 may follow the testing procedures specified in § 60.4213 of this subpart, as appropriate.

(d) Exhaust emissions from stationary CI ICE that are complying with the emission standards for pre-2007 model year engines in § 60.4204(a), § 60.4205(a), or § 60.4205(c) must not exceed the NTE numerical requirements, rounded to the same number of decimal places as the applicable standard in § 60.4204(a), § 60.4205(a), or § 60.4205(c), determined from the equation in paragraph (c) of this section.

Where:

STD = The standard specified for that pollutant in § 60.4204(a), § 60.4205(a), or § 60.4205(c).

Alternatively, stationary CI ICE that are complying with the emission standards for pre-2007 model year engines in § 60.4204(a), § 60.4205(a), or § 60.4205(c) may follow the testing procedures specified in § 60.4213, as appropriate.

(e) Exhaust emissions from stationary CI ICE that are complying with the emission standards for new CI engines in 40 CFR part 1042 must not exceed the NTE standards for the same model year and maximum engine power as required in 40 CFR 1042.101(c).

[71 FR 39172, July 11, 2006, as amended at 76 FR 37971, June 28, 2011]

**§ 60.4213 What test methods and other procedures must I use if I am an owner or operator of a stationary CI internal combustion engine with a displacement of greater than or equal to 30 liters per cylinder?**

Owners and operators of stationary CI ICE with a displacement of greater than or equal to 30 liters per cylinder must conduct performance tests according to paragraphs (a) through (f) of this section.

(a) Each performance test must be conducted according to the requirements in § 60.8 and under the specific conditions that this subpart specifies in table 7. The test must be conducted within 10 percent of 100 percent peak (or the highest achievable) load.

(b) You may not conduct performance tests during periods of startup, shutdown, or malfunction, as specified in § 60.8(c).

(c) You must conduct three separate test runs for each performance test required in this section, as specified in § 60.8(f). Each test run must last at least 1 hour.

(d) To determine compliance with the percent reduction requirement, you must follow the requirements as specified in paragraphs (d)(1) through (3) of this section.

(1) You must use Equation 2 of this section to determine compliance with the percent reduction requirement:



$$\frac{C_i - C_o}{C_i} \times 100 = R \quad (\text{Eq. 2})$$

Where:

C<sub>i</sub> = concentration of NOX or PM at the control device inlet,

C<sub>o</sub> = concentration of NOX or PM at the control device outlet, and

R = percent reduction of NOX or PM emissions.

(2) You must normalize the NOX or PM concentrations at the inlet and outlet of the control device to a dry basis and to 15 percent oxygen (O<sub>2</sub>) using Equation 3 of this section, or an equivalent percent carbon dioxide (CO<sub>2</sub>) using the procedures described in paragraph (d)(3) of this section.

$$C_{adj} = C_d \frac{5.9}{20.9 - \% O_2} \quad (\text{Eq. 3})$$

Where:

C<sub>adj</sub> = Calculated NOX or PM concentration adjusted to 15 percent O<sub>2</sub>.

C<sub>d</sub> = Measured concentration of NOX or PM, uncorrected.

5.9 = 20.9 percent O<sub>2</sub> – 15 percent O<sub>2</sub>, the defined O<sub>2</sub> correction value, percent.

%O<sub>2</sub> = Measured O<sub>2</sub> concentration, dry basis, percent.

(3) If pollutant concentrations are to be corrected to 15 percent O<sub>2</sub> and CO<sub>2</sub> concentration is measured in lieu of O<sub>2</sub> concentration measurement, a CO<sub>2</sub> correction factor is needed. Calculate the CO<sub>2</sub> correction factor as described in paragraphs (d)(3)(i) through (iii) of this section.

(i) Calculate the fuel-specific F<sub>o</sub> value for the fuel burned during the test using values obtained from Method 19, Section 5.2, and the following equation:

$$F_o = \frac{0.209 F_d}{F_c} \quad (\text{Eq. 4})$$

Where:

F<sub>o</sub> = Fuel factor based on the ratio of O<sub>2</sub> volume to the ultimate CO<sub>2</sub> volume produced by the fuel at zero percent excess air.

0.209 = Fraction of air that is O<sub>2</sub>, percent/100.

F<sub>d</sub> = Ratio of the volume of dry effluent gas to the gross calorific value of the fuel from Method 19, dsm<sup>3</sup>/J (dscf/106 Btu).

F<sub>c</sub> = Ratio of the volume of CO<sub>2</sub> produced to the gross calorific value of the fuel from Method 19, dsm<sup>3</sup>/J (dscf/106 Btu).

(ii) Calculate the CO<sub>2</sub> correction factor for correcting measurement data to 15 percent O<sub>2</sub> , as follows:

$$X_{CO_2} = \frac{5.9}{F_o} \quad (\text{Eq. 5})$$

Where:

XCO<sub>2</sub> = CO<sub>2</sub> correction factor, percent.

5.9 = 20.9 percent O<sub>2</sub> –15 percent O<sub>2</sub> , the defined O<sub>2</sub> correction value, percent.

(iii) Calculate the NOX and PM gas concentrations adjusted to 15 percent O<sub>2</sub> using CO<sub>2</sub> as follows:

$$C_{adj} = C_i \frac{X_{CO_2}}{\%CO_2} \quad (\text{Eq. 6})$$

Where:

Cadj = Calculated NOX or PM concentration adjusted to 15 percent O<sub>2</sub> .

Cd = Measured concentration of NOX or PM, uncorrected.

%CO<sub>2</sub> = Measured CO<sub>2</sub> concentration, dry basis, percent.

(e) To determine compliance with the NOX mass per unit output emission limitation, convert the concentration of NOX in the engine exhaust using Equation 7 of this section:

$$ER = \frac{C_i \times 1.912 \times 10^{-3} \times Q \times T}{KW\text{-hour}} \quad (\text{Eq. 7})$$

Where:

ER = Emission rate in grams per KW-hour.

Cd = Measured NOX concentration in ppm.

1.912x10<sup>-3</sup> = Conversion constant for ppm NOX to grams per standard cubic meter at 25 degrees Celsius.

Q = Stack gas volumetric flow rate, in standard cubic meter per hour.

T = Time of test run, in hours.

KW-hour = Brake work of the engine, in KW-hour.

(f) To determine compliance with the PM mass per unit output emission limitation, convert the concentration of PM in the engine exhaust using Equation 8 of this section:

$$ER = \frac{C_{adj} \times Q \times T}{KW\text{-hour}} \quad (\text{Eq. 8})$$

Where:

ER = Emission rate in grams per KW-hour.

Cadj = Calculated PM concentration in grams per standard cubic meter.

Q = Stack gas volumetric flow rate, in standard cubic meter per hour.

T = Time of test run, in hours.

KW-hour = Energy output of the engine, in KW.

[71 FR 39172, July 11, 2006, as amended at 76 FR 37971, June 28, 2011]

#### **Notification, Reports, and Records for Owners and Operators**

##### **§ 60.4214 What are my notification, reporting, and recordkeeping requirements if I am an owner or operator of a stationary CI internal combustion engine?**

(a) Owners and operators of non-emergency stationary CI ICE that are greater than 2,237 KW (3,000 HP), or have a displacement of greater than or equal to 10 liters per cylinder, or are pre-2007 model year engines that are greater than 130 KW (175 HP) and not certified, must meet the requirements of paragraphs (a)(1) and (2) of this section.

(1) Submit an initial notification as required in § 60.7(a)(1). The notification must include the information in paragraphs (a)(1)(i) through (v) of this section.

(i) Name and address of the owner or operator;

(ii) The address of the affected source;

(iii) Engine information including make, model, engine family, serial number, model year, maximum engine power, and engine displacement;

(iv) Emission control equipment; and

(v) Fuel used.

(2) Keep records of the information in paragraphs (a)(2)(i) through (iv) of this section.

(i) All notifications submitted to comply with this subpart and all documentation supporting any notification.

(ii) Maintenance conducted on the engine.

(iii) If the stationary CI internal combustion is a certified engine, documentation from the manufacturer that the engine is certified to meet the emission standards.

(iv) If the stationary CI internal combustion is not a certified engine, documentation that the engine meets the emission standards.

(b) If the stationary CI internal combustion engine is an emergency stationary internal combustion engine, the owner or operator is not required to submit an initial notification. Starting with the model years in table 5 to this subpart, if the emergency engine does not meet the standards applicable to non-emergency engines in the applicable model year, the owner or operator must keep records of the operation of the engine in emergency and non-emergency service that are recorded through the non-resettable hour meter. The owner must record the time of operation of the engine and the reason the engine was in operation during that time.

(c) If the stationary CI internal combustion engine is equipped with a diesel particulate filter, the owner or operator must keep records of any corrective action taken after the backpressure monitor has notified the owner or operator that the high backpressure limit of the engine is approached.

(d) If you own or operate an emergency stationary CI ICE with a maximum engine power more than 100 HP that operates or is contractually obligated to be available for more than 15 hours per calendar year for the purposes specified in § 60.4211(f)(2)(ii) and (iii) or that operates for the purposes specified in § 60.4211(f)(3)(i), you must submit an annual report according to the requirements in paragraphs (d)(1) through (3) of this section.

(1) The report must contain the following information:

(i) Company name and address where the engine is located.

(ii) Date of the report and beginning and ending dates of the reporting period.

(iii) Engine site rating and model year.

(iv) Latitude and longitude of the engine in decimal degrees reported to the fifth decimal place.

(v) Hours operated for the purposes specified in § 60.4211(f)(2)(ii) and (iii), including the date, start time, and end time for engine operation for the purposes specified in § 60.4211(f)(2)(ii) and (iii).

(vi) Number of hours the engine is contractually obligated to be available for the purposes specified in § 60.4211(f)(2)(ii) and (iii).

(vii) Hours spent for operation for the purposes specified in § 60.4211(f)(3)(i), including the date, start time, and end time for engine operation for the purposes specified in § 60.4211(f)(3)(i). The report must also identify the entity that dispatched the engine and the situation that necessitated the dispatch of the engine.

(2) The first annual report must cover the calendar year 2015 and must be submitted no later than March 31, 2016. Subsequent annual reports for each calendar year must be submitted no later than March 31 of the following calendar year.

(3) The annual report must be submitted electronically using the subpart specific reporting form in the Compliance and Emissions Data Reporting Interface (CEDRI) that is accessed through EPA's Central Data Exchange (CDX) ([www.epa.gov/cdx](http://www.epa.gov/cdx)). However, if the reporting form specific to this subpart is not available in CEDRI at the time that the report is due, the written report must be submitted to the Administrator at the appropriate address listed in § 60.4.

[71 FR 39172, July 11, 2006, as amended at 78 FR 6696, Jan. 30, 2013]

### **Special Requirements**

#### **§ 60.4215 What requirements must I meet for engines used in Guam, American Samoa, or the Commonwealth of the Northern Mariana Islands?**

(a) Stationary CI ICE with a displacement of less than 30 liters per cylinder that are used in Guam, American Samoa, or the Commonwealth of the Northern Mariana Islands are required to meet the applicable emission standards in §§ 60.4202 and 60.4205.

(b) Stationary CI ICE that are used in Guam, American Samoa, or the Commonwealth of the Northern Mariana Islands are not required to meet the fuel requirements in § 60.4207.

(c) Stationary CI ICE with a displacement of greater than or equal to 30 liters per cylinder that are used in Guam, American Samoa, or the Commonwealth of the Northern Mariana Islands are required to meet the following emission standards:

(1) For engines installed prior to January 1, 2012, limit the emissions of NOX in the stationary CI internal combustion engine exhaust to the following:

(i) 17.0 g/KW-hr (12.7 g/HP-hr) when maximum engine speed is less than 130 rpm;

(ii)  $45 \cdot n^{-0.2}$  g/KW-hr ( $34 \cdot n^{-0.2}$  g/HP-hr) when maximum engine speed is 130 or more but less than 2,000 rpm, where n is maximum engine speed; and

(iii) 9.8 g/KW-hr (7.3 g/HP-hr) when maximum engine speed is 2,000 rpm or more.

(2) For engines installed on or after January 1, 2012, limit the emissions of NOX in the stationary CI internal combustion engine exhaust to the following:

(i) 14.4 g/KW-hr (10.7 g/HP-hr) when maximum engine speed is less than 130 rpm;

(ii)  $44 \cdot n^{-0.23}$  g/KW-hr ( $33 \cdot n^{-0.23}$  g/HP-hr) when maximum engine speed is greater than or equal to 130 but less than 2,000 rpm and where n is maximum engine speed; and

(iii) 7.7 g/KW-hr (5.7 g/HP-hr) when maximum engine speed is greater than or equal to 2,000 rpm.

(3) Limit the emissions of PM in the stationary CI internal combustion engine exhaust to 0.40 g/KW-hr (0.30 g/HP-hr).

[71 FR 39172, July 11, 2006, as amended at 76 FR 37971, June 28, 2011]

**§ 60.4216 What requirements must I meet for engines used in Alaska?**

(a) Prior to December 1, 2010, owners and operators of stationary CI ICE with a displacement of less than 30 liters per cylinder located in areas of Alaska not accessible by the FAHS should refer to 40 CFR part 69 to determine the diesel fuel requirements applicable to such engines.

(b) Except as indicated in paragraph (c) of this section, manufacturers, owners and operators of stationary CI ICE with a displacement of less than 10 liters per cylinder located in areas of Alaska not accessible by the FAHS may meet the requirements of this subpart by manufacturing and installing engines meeting the requirements of 40 CFR parts 94 or 1042, as appropriate, rather than the otherwise applicable requirements of 40 CFR parts 89 and 1039, as indicated in sections §§ 60.4201(f) and 60.4202(g) of this subpart.

(c) Manufacturers, owners and operators of stationary CI ICE that are located in areas of Alaska not accessible by the FAHS may choose to meet the applicable emission standards for emergency engines in § 60.4202 and § 60.4205, and not those for non-emergency engines in § 60.4201 and § 60.4204, except that for 2014 model year and later non-emergency CI ICE, the owner or operator of any such engine that was not certified as meeting Tier 4 PM standards, must meet the applicable requirements for PM in § 60.4201 and § 60.4204 or install a PM emission control device that achieves PM emission reductions of 85 percent, or 60 percent for engines with a displacement of greater than or equal to 30 liters per cylinder, compared to engine-out emissions.

(d) The provisions of § 60.4207 do not apply to owners and operators of pre-2014 model year stationary CI ICE subject to this subpart that are located in areas of Alaska not accessible by the FAHS.

(e) The provisions of § 60.4208(a) do not apply to owners and operators of stationary CI ICE subject to this subpart that are located in areas of Alaska not accessible by the FAHS until after December 31, 2009.

(f) The provisions of this section and § 60.4207 do not prevent owners and operators of stationary CI ICE subject to this subpart that are located in areas of Alaska not accessible by the FAHS from using fuels mixed with used lubricating oil, in volumes of up to 1.75 percent of the total fuel. The sulfur content of the used lubricating oil must be less than 200 parts per million. The used lubricating oil must meet the on-specification levels and properties for used oil in 40 CFR 279.11.

[76 FR 37971, June 28, 2011]

**§ 60.4217 What emission standards must I meet if I am an owner or operator of a stationary internal combustion engine using special fuels?**

Owners and operators of stationary CI ICE that do not use diesel fuel may petition the Administrator for approval of alternative emission standards, if they can demonstrate that they use a fuel that is not the fuel on which the manufacturer of the engine certified the engine and that the engine cannot meet the applicable standards required in § 60.4204 or § 60.4205 using such fuels and that use of such fuel is appropriate and reasonably necessary, considering cost, energy, technical feasibility, human health and environmental, and other factors, for the operation of the engine.

[76 FR 37972, June 28, 2011]

**General Provisions**

**§ 60.4218 What parts of the General Provisions apply to me?**

Table 8 to this subpart shows which parts of the General Provisions in §§ 60.1 through 60.19 apply to you.

**Definitions**

**§ 60.4219 What definitions apply to this subpart?**

As used in this subpart, all terms not defined herein shall have the meaning given them in the CAA and in subpart A of this part.

*Certified emissions life* means the period during which the engine is designed to properly function in terms of reliability and fuel consumption, without being remanufactured, specified as a number of hours of operation or calendar years, whichever comes first. The values for certified emissions life for stationary CI ICE with a displacement of less than 10 liters per cylinder are given in 40 CFR 1039.101(g). The values for certified emissions life for stationary CI ICE with a displacement of greater than or equal to 10 liters per cylinder and less than 30 liters per cylinder are given in 40 CFR 94.9(a).

*Combustion turbine* means all equipment, including but not limited to the turbine, the fuel, air, lubrication and exhaust gas systems, control systems (except emissions control equipment), and any ancillary components and sub-components comprising any simple cycle combustion turbine, any regenerative/recuperative cycle combustion turbine, the combustion turbine portion of any cogeneration cycle combustion system, or the combustion turbine portion of any combined cycle steam/electric generating system.

*Compression ignition* means relating to a type of stationary internal combustion engine that is not a spark ignition engine.

*Date of manufacture* means one of the following things:

- (1) For freshly manufactured engines and modified engines, date of manufacture means the date the engine is originally produced.
- (2) For reconstructed engines, date of manufacture means the date the engine was originally produced, except as specified in paragraph (3) of this definition.
- (3) Reconstructed engines are assigned a new date of manufacture if the fixed capital cost of the new and refurbished components exceeds 75 percent of the fixed capital cost of a comparable entirely new facility. An engine that is produced from a previously used engine block does not retain the date of manufacture of the engine in which the engine block was previously used if the engine is produced using all new components except for the engine block. In these cases, the date of manufacture is the date of reconstruction or the date the new engine is produced.

*Diesel fuel* means any liquid obtained from the distillation of petroleum with a boiling point of approximately 150 to 360 degrees Celsius. One commonly used form is number 2 distillate oil.

*Diesel particulate filter* means an emission control technology that reduces PM emissions by trapping the particles in a flow filter substrate and periodically removes the collected particles by either physical action or by oxidizing (burning off) the particles in a process called regeneration.

*Emergency stationary internal combustion engine* means any stationary reciprocating internal combustion engine that meets all of the criteria in paragraphs (1) through (3) of this definition. All emergency stationary ICE must comply with the requirements specified in § 60.4211(f) in order to be considered emergency stationary ICE. If the engine does not comply with the requirements specified in § 60.4211(f), then it is not considered to be an emergency stationary ICE under this subpart.

(1) The stationary ICE is operated to provide electrical power or mechanical work during an emergency situation. Examples include stationary ICE used to produce power for critical networks or equipment (including power supplied to portions of a facility) when electric power from the local utility (or the normal power source, if the facility runs on its own power production) is interrupted, or stationary ICE used to pump water in the case of fire or flood, etc.

(2) The stationary ICE is operated under limited circumstances for situations not included in paragraph (1) of this definition, as specified in § 60.4211(f).

(3) The stationary ICE operates as part of a financial arrangement with another entity in situations not included in paragraph (1) of this definition only as allowed in § 60.4211(f)(2)(ii) or (iii) and § 60.4211(f)(3)(i).

*Engine manufacturer* means the manufacturer of the engine. See the definition of “manufacturer” in this section.

*Fire pump engine* means an emergency stationary internal combustion engine certified to NFPA requirements that is used to provide power to pump water for fire suppression or protection.

*Freshly manufactured engine* means an engine that has not been placed into service. An engine becomes freshly manufactured when it is originally produced.

*Installed* means the engine is placed and secured at the location where it is intended to be operated.

*Manufacturer* has the meaning given in section 216(1) of the Act. In general, this term includes any person who manufactures a stationary engine for sale in the United States or otherwise introduces a new stationary engine into commerce in the United States. This includes importers who import stationary engines for sale or resale.

*Maximum engine power* means maximum engine power as defined in 40 CFR 1039.801.

*Model year* means the calendar year in which an engine is manufactured (see “date of manufacture”), except as follows:

(1) Model year means the annual new model production period of the engine manufacturer in which an engine is manufactured (see “date of manufacture”), if the annual new model production period is different than the calendar year and includes January 1 of the calendar year for which the model year is named. It may not begin before January 2 of the previous calendar year and it must end by December 31 of the named calendar year.

(2) For an engine that is converted to a stationary engine after being placed into service as a nonroad or other non-stationary engine, model year means the calendar year or new model production period in which the engine was manufactured (see “date of manufacture”).

*Other internal combustion engine* means any internal combustion engine, except combustion turbines, which is not a reciprocating internal combustion engine or rotary internal combustion engine.

*Reciprocating internal combustion engine* means any internal combustion engine which uses reciprocating motion to convert heat energy into mechanical work.

*Rotary internal combustion engine* means any internal combustion engine which uses rotary motion to convert heat energy into mechanical work.

*Spark ignition* means relating to a gasoline, natural gas, or liquefied petroleum gas fueled engine or any other type of engine with a spark plug (or other sparking device) and with operating characteristics significantly similar to the theoretical Otto combustion cycle. Spark ignition engines usually use a throttle to regulate intake air flow to control power during normal operation. Dual-fuel engines in which a liquid fuel (typically diesel fuel) is used for CI and gaseous fuel (typically natural gas) is used as the primary fuel at an annual average ratio of less than 2 parts diesel fuel to 100 parts total fuel on an energy equivalent basis are spark ignition engines.

*Stationary internal combustion engine* means any internal combustion engine, except combustion turbines, that converts heat energy into mechanical work and is not mobile. Stationary ICE differ from mobile ICE in that a stationary internal combustion engine is not a nonroad engine as defined at 40 CFR 1068.30 (excluding paragraph (2)(ii) of that definition), and is not used to propel a motor vehicle, aircraft, or a vehicle used solely for competition. Stationary ICE include reciprocating ICE, rotary ICE, and other ICE, except combustion turbines.

*Subpart* means 40 CFR part 60, subpart IIII.

[71 FR 39172, July 11, 2006, as amended at 76 FR 37972, June 28, 2011; 78 FR 6696, Jan. 30, 2013]

**Table 1 to Subpart IIII of Part 60—Emission Standards for Stationary Pre-2007 Model Year Engines With a Displacement of <10 Liters per Cylinder and 2007-2010 Model Year Engines >2,237 KW (3,000 HP) and With a Displacement of <10 Liters per Cylinder**

[As stated in §§ 60.4201(b), 60.4202(b), 60.4204(a), and 60.4205(a), you must comply with the following emission standards]

Maximum engine power	Emission standards for stationary pre-2007 model year engines with a displacement of <10 liters per cylinder and 2007-2010 model year engines >2,237 KW (3,000 HP) and with a displacement of <10 liters per cylinder in g/KW-hr (g/HP-hr)				
	NMHC + NO <sub>x</sub>	HC	NO <sub>x</sub>	CO	PM
KW<8 (HP<11)	10.5 (7.8)			8.0 (6.0)	1.0 (0.75)
8≤KW<19 (11≤HP<25)	9.5 (7.1)			6.6 (4.9)	0.80 (0.60)
19≤KW<37 (25≤HP<50)	9.5 (7.1)			5.5 (4.1)	0.80 (0.60)
37≤KW<56 (50≤HP<75)			9.2 (6.9)		
56≤KW<75 (75≤HP<100)			9.2 (6.9)		
75≤KW<130 (100≤HP<175)			9.2 (6.9)		
130≤KW<225 (175≤HP<300)		1.3 (1.0)	9.2 (6.9)	11.4 (8.5)	0.54 (0.40)
225≤KW<450 (300≤HP<600)		1.3 (1.0)	9.2 (6.9)	11.4 (8.5)	0.54 (0.40)
450≤KW≤560 (600≤HP≤750)		1.3 (1.0)	9.2 (6.9)	11.4 (8.5)	0.54 (0.40)
KW>560 (HP>750)		1.3 (1.0)	9.2 (6.9)	11.4 (8.5)	0.54 (0.40)



**Table 2 to Subpart IIII of Part 60—Emission Standards for 2008 Model Year and Later Emergency Stationary CI ICE <37 KW (50 HP) With a Displacement of <10 Liters per Cylinder**

[As stated in § 60.4202(a)(1), you must comply with the following emission standards]

Engine power	Emission standards for 2008 model year and later emergency stationary CI ICE <37 KW (50 HP) with a displacement of <10 liters per cylinder in g/KW-hr (g/HP-hr)			
	Model year(s)	NO <sub>x</sub> + NMHC	CO	PM
KW<8 (HP<11)	2008+	7.5 (5.6)	8.0 (6.0)	0.40 (0.30)
8≤KW<19 (11≤HP<25)	2008+	7.5 (5.6)	6.6 (4.9)	0.40 (0.30)
19≤KW<37 (25≤HP<50)	2008+	7.5 (5.6)	5.5 (4.1)	0.30 (0.22)

**Table 3 to Subpart IIII of Part 60—Certification Requirements for Stationary Fire Pump Engines**

As stated in § 60.4202(d), you must certify new stationary fire pump engines beginning with the following model years:

Engine power	Starting model year engine manufacturers must certify new stationary fire pump engines according to § 60.4202(d) <sup>1</sup>
KW<75 (HP<100)	2011
75≤KW<130 (100≤HP<175)	2010
130≤KW≤560 (175≤HP≤750)	2009
KW>560 (HP>750)	2008

<sup>1</sup>Manufacturers of fire pump stationary CI ICE with a maximum engine power greater than or equal to 37 kW (50 HP) and less than 450 KW (600 HP) and a rated speed of greater than 2,650 revolutions per minute (rpm) are not required to certify such engines until three model years following the model year indicated in this Table 3 for engines in the applicable engine power category.

[71 FR 39172, July 11, 2006, as amended at 76 FR 37972, June 28, 2011]

**Table 4 to Subpart IIII of Part 60—Emission Standards for Stationary Fire Pump Engines**

[As stated in §§ 60.4202(d) and 60.4205(c), you must comply with the following emission standards for stationary fire pump engines]

Maximum engine power	Model year(s)	NMHC + NO <sub>x</sub>	CO	PM
KW<8 (HP<11)	2010 and earlier	10.5 (7.8)	8.0 (6.0)	1.0 (0.75)
	2011+	7.5 (5.6)		0.40 (0.30)
8≤KW<19 (11≤HP<25)	2010 and earlier	9.5 (7.1)	6.6 (4.9)	0.80 (0.60)
	2011+	7.5 (5.6)		0.40 (0.30)

Maximum engine power	Model year(s)	NMHC + NO <sub>x</sub>	CO	PM
19≤KW<37 (25≤HP<50)	2010 and earlier	9.5 (7.1)	5.5 (4.1)	0.80 (0.60)
	2011+	7.5 (5.6)		0.30 (0.22)
37≤KW<56 (50≤HP<75)	2010 and earlier	10.5 (7.8)	5.0 (3.7)	0.80 (0.60)
	2011+ <sup>1</sup>	4.7 (3.5)		0.40 (0.30)
56≤KW<75 (75≤HP<100)	2010 and earlier	10.5 (7.8)	5.0 (3.7)	0.80 (0.60)
	2011+ <sup>1</sup>	4.7 (3.5)		0.40 (0.30)
75≤KW<130 (100≤HP<175)	2009 and earlier	10.5 (7.8)	5.0 (3.7)	0.80 (0.60)
	2010+ <sup>2</sup>	4.0 (3.0)		0.30 (0.22)
130≤KW<225 (175≤HP<300)	2008 and earlier	10.5 (7.8)	3.5 (2.6)	0.54 (0.40)
	2009+ <sup>3</sup>	4.0 (3.0)		0.20 (0.15)
225≤KW<450 (300≤HP<600)	2008 and earlier	10.5 (7.8)	3.5 (2.6)	0.54 (0.40)
	2009+ <sup>3</sup>	4.0 (3.0)		0.20 (0.15)
450≤KW≤560 (600≤HP≤750)	2008 and earlier	10.5 (7.8)	3.5 (2.6)	0.54 (0.40)
	2009+	4.0 (3.0)		0.20 (0.15)
KW>560 (HP>750)	2007 and earlier	10.5 (7.8)	3.5 (2.6)	0.54 (0.40)
	2008+	6.4 (4.8)		0.20 (0.15)

<sup>1</sup> For model years 2011-2013, manufacturers, owners and operators of fire pump stationary CI ICE in this engine power category with a rated speed of greater than 2,650 revolutions per minute (rpm) may comply with the emission limitations for 2010 model year engines.

<sup>2</sup> For model years 2010-2012, manufacturers, owners and operators of fire pump stationary CI ICE in this engine power category with a rated speed of greater than 2,650 rpm may comply with the emission limitations for 2009 model year engines.

<sup>3</sup> In model years 2009-2011, manufacturers of fire pump stationary CI ICE in this engine power category with a rated speed of greater than 2,650 rpm may comply with the emission limitations for 2008 model year engines.

**Table 5 to Subpart IIII of Part 60—Labeling and Recordkeeping Requirements for New Stationary Emergency Engines**

[You must comply with the labeling requirements in § 60.4210(f) and the recordkeeping requirements in § 60.4214(b) for new emergency stationary CI ICE beginning in the following model years:]

Engine power	Starting model year
19≤KW<56 (25≤HP<75)	2013
56≤KW<130 (75≤HP<175)	2012
KW≥130 (HP≥175)	2011

**Table 6 to Subpart IIII of Part 60—Optional 3-Mode Test Cycle for Stationary Fire Pump Engines**

[As stated in § 60.4210(g), manufacturers of fire pump engines may use the following test cycle for testing fire pump engines:]

Mode No.	Engine speed <sup>1</sup>	Torque (percent) <sup>2</sup>	Weighting factors
1	Rated	100	0.30
2	Rated	75	0.50
3	Rated	50	0.20

<sup>1</sup> Engine speed:  $\pm 2$  percent of point.

<sup>2</sup> Torque: NFPA certified nameplate HP for 100 percent point. All points should be  $\pm 2$  percent of engine percent load value.

**Table 7 to Subpart IIII of Part 60—Requirements for Performance Tests for Stationary CI ICE With a Displacement of  $\geq 30$  Liters per Cylinder**

[As stated in § 60.4213, you must comply with the following requirements for performance tests for stationary CI ICE with a displacement of  $\geq 30$  liters per cylinder:]

For each	Complying with the requirement to	You must	Using	According to the following requirements
1. Stationary CI internal combustion engine with a displacement of $\geq 30$ liters per cylinder	a. Reduce NO <sub>x</sub> emissions by 90 percent or more	i. Select the sampling port location and the number of traverse points;	(1) Method 1 or 1A of 40 CFR part 60, appendix A	(a) Sampling sites must be located at the inlet and outlet of the control device.
		ii. Measure O <sub>2</sub> at the inlet and outlet of the control device;	(2) Method 3, 3A, or 3B of 40 CFR part 60, appendix A	(b) Measurements to determine O <sub>2</sub> concentration must be made at the same time as the measurements for NO <sub>x</sub> concentration.
		iii. If necessary, measure moisture content at the inlet and outlet of the control device; and,	(3) Method 4 of 40 CFR part 60, appendix A, Method 320 of 40 CFR part 63, appendix A, or ASTM D 6348-03 (incorporated by reference, see § 60.17)	(c) Measurements to determine moisture content must be made at the same time as the measurements for NO <sub>x</sub> concentration.
		iv. Measure NO <sub>x</sub> at the inlet and outlet of the control device	(4) Method 7E of 40 CFR part 60, appendix A, Method 320 of 40 CFR part 63, appendix A, or ASTM D 6348-03 (incorporated by reference, see § 60.17)	(d) NO <sub>x</sub> concentration must be at 15 percent O <sub>2</sub> , dry basis. Results of this test consist of the average of the three 1-hour or longer runs.

For each	Complying with the requirement to	You must	Using	According to the following requirements
	b. Limit the concentration of NO <sub>x</sub> in the stationary CI internal combustion engine exhaust.	i. Select the sampling port location and the number of traverse points;	(1) Method 1 or 1A of 40 CFR part 60, appendix A	(a) If using a control device, the sampling site must be located at the outlet of the control device.
		ii. Determine the O <sub>2</sub> concentration of the stationary internal combustion engine exhaust at the sampling port location; and,	(2) Method 3, 3A, or 3B of 40 CFR part 60, appendix A	(b) Measurements to determine O <sub>2</sub> concentration must be made at the same time as the measurement for NO <sub>x</sub> concentration.
		iii. If necessary, measure moisture content of the stationary internal combustion engine exhaust at the sampling port location; and,	(3) Method 4 of 40 CFR part 60, appendix A, Method 320 of 40 CFR part 63, appendix A, or ASTM D 6348-03 (incorporated by reference, see § 60.17)	(c) Measurements to determine moisture content must be made at the same time as the measurement for NO <sub>x</sub> concentration.
		iv. Measure NO <sub>x</sub> at the exhaust of the stationary internal combustion engine	(4) Method 7E of 40 CFR part 60, appendix A, Method 320 of 40 CFR part 63, appendix A, or ASTM D 6348-03 (incorporated by reference, see § 60.17)	(d) NO <sub>x</sub> concentration must be at 15 percent O <sub>2</sub> , dry basis. Results of this test consist of the average of the three 1-hour or longer runs.
	c. Reduce PM emissions by 60 percent or more	i. Select the sampling port location and the number of traverse points;	(1) Method 1 or 1A of 40 CFR part 60, appendix A	(a) Sampling sites must be located at the inlet and outlet of the control device.
		ii. Measure O <sub>2</sub> at the inlet and outlet of the control device;	(2) Method 3, 3A, or 3B of 40 CFR part 60, appendix A	(b) Measurements to determine O <sub>2</sub> concentration must be made at the same time as the measurements for PM concentration.
		iii. If necessary, measure moisture content at the inlet and outlet of the control device; and	(3) Method 4 of 40 CFR part 60, appendix A	(c) Measurements to determine and moisture content must be made at the same time as the measurements for PM concentration.
		iv. Measure PM at the inlet and outlet of the control device	(4) Method 5 of 40 CFR part 60, appendix A	(d) PM concentration must be at 15 percent O <sub>2</sub> , dry basis. Results of this test consist of the average of the three 1-hour or longer runs.
	d. Limit the concentration of PM in the stationary CI internal combustion engine exhaust	i. Select the sampling port location and the number of traverse points;	(1) Method 1 or 1A of 40 CFR part 60, appendix A	(a) If using a control device, the sampling site must be located at the outlet of the control device.

For each	Complying with the requirement to	You must	Using	According to the following requirements
		ii. Determine the O <sub>2</sub> concentration of the stationary internal combustion engine exhaust at the sampling port location; and	(2) Method 3, 3A, or 3B of 40 CFR part 60, appendix A	(b) Measurements to determine O <sub>2</sub> concentration must be made at the same time as the measurements for PM concentration.
		iii. If necessary, measure moisture content of the stationary internal combustion engine exhaust at the sampling port location; and	(3) Method 4 of 40 CFR part 60, appendix A	(c) Measurements to determine moisture content must be made at the same time as the measurements for PM concentration.
		iv. Measure PM at the exhaust of the stationary internal combustion engine	(4) Method 5 of 40 CFR part 60, appendix A	(d) PM concentration must be at 15 percent O <sub>2</sub> , dry basis. Results of this test consist of the average of the three 1-hour or longer runs.

**Table 8 to Subpart IIII of Part 60—Applicability of General Provisions to Subpart IIII**

[As stated in § 60.4218, you must comply with the following applicable General Provisions:]

General Provisions citation	Subject of citation	Applies to subpart	Explanation
§ 60.1	General applicability of the General Provisions	Yes	
§ 60.2	Definitions	Yes	Additional terms defined in § 60.4219.
§ 60.3	Units and abbreviations	Yes	
§ 60.4	Address	Yes	
§ 60.5	Determination of construction or modification	Yes	
§ 60.6	Review of plans	Yes	
§ 60.7	Notification and Recordkeeping	Yes	Except that § 60.7 only applies as specified in § 60.4214(a).
§ 60.8	Performance tests	Yes	Except that § 60.8 only applies to stationary CI ICE with a displacement of (≥30 liters per cylinder and engines that are not certified.
§ 60.9	Availability of information	Yes	
§ 60.10	State Authority	Yes	
§ 60.11	Compliance with standards and maintenance requirements	No	Requirements are specified in subpart IIII.
§ 60.12	Circumvention	Yes	
§ 60.13	Monitoring requirements	Yes	Except that § 60.13 only applies to stationary CI ICE with a displacement of (≥30 liters per cylinder.
§ 60.14	Modification	Yes	
§ 60.15	Reconstruction	Yes	
§ 60.16	Priority list	Yes	

<b>General Provisions citation</b>	<b>Subject of citation</b>	<b>Applies to subpart</b>	<b>Explanation</b>
§ 60.17	Incorporations by reference	Yes	
§ 60.18	General control device requirements	No	
§ 60.19	General notification and reporting requirements	Yes	

**Attachment C**  
**Part 70 Operating Permit Renewal No. T089-33459-00214**

[Downloaded from the eCFR on May 13, 2013]

**Electronic Code of Federal Regulations**

**Title 40: Protection of Environment**

**Part 63, Subpart ZZZZ—National Emissions Standards for Hazardous Air Pollutants for Stationary Reciprocating Internal Combustion Engines**

SOURCE: 69 FR 33506, June 15, 2004, unless otherwise noted.

**What This Subpart Covers**

**§ 63.6580 What is the purpose of subpart ZZZZ?**

Subpart ZZZZ establishes national emission limitations and operating limitations for hazardous air pollutants (HAP) emitted from stationary reciprocating internal combustion engines (RICE) located at major and area sources of HAP emissions. This subpart also establishes requirements to demonstrate initial and continuous compliance with the emission limitations and operating limitations.

[73 FR 3603, Jan. 18, 2008]

**§ 63.6585 Am I subject to this subpart?**

You are subject to this subpart if you own or operate a stationary RICE at a major or area source of HAP emissions, except if the stationary RICE is being tested at a stationary RICE test cell/stand.

(a) A stationary RICE is any internal combustion engine which uses reciprocating motion to convert heat energy into mechanical work and which is not mobile. Stationary RICE differ from mobile RICE in that a stationary RICE is not a non-road engine as defined at 40 CFR 1068.30, and is not used to propel a motor vehicle or a vehicle used solely for competition.

(b) A major source of HAP emissions is a plant site that emits or has the potential to emit any single HAP at a rate of 10 tons (9.07 megagrams) or more per year or any combination of HAP at a rate of 25 tons (22.68 megagrams) or more per year, except that for oil and gas production facilities, a major source of HAP emissions is determined for each surface site.

(c) An area source of HAP emissions is a source that is not a major source.

(d) If you are an owner or operator of an area source subject to this subpart, your status as an entity subject to a standard or other requirements under this subpart does not subject you to the obligation to obtain a permit under 40 CFR part 70 or 71, provided you are not required to obtain a permit under 40 CFR 70.3(a) or 40 CFR 71.3(a) for a reason other than your status as an area source under this subpart. Notwithstanding the previous sentence, you must continue to comply with the provisions of this subpart as applicable.

(e) If you are an owner or operator of a stationary RICE used for national security purposes, you may be eligible to request an exemption from the requirements of this subpart as described in 40 CFR part 1068, subpart C.

(f) The emergency stationary RICE listed in paragraphs (f)(1) through (3) of this section are not subject to this subpart. The stationary RICE must meet the definition of an emergency stationary RICE in § 63.6675, which includes operating according to the provisions specified in § 63.6640(f).

(1) Existing residential emergency stationary RICE located at an area source of HAP emissions that do not operate or are not contractually obligated to be available for more than 15 hours per calendar year for the purposes specified in § 63.6640(f)(2)(ii) and (iii) and that do not operate for the purpose specified in § 63.6640(f)(4)(ii).

(2) Existing commercial emergency stationary RICE located at an area source of HAP emissions that do not operate or are not contractually obligated to be available for more than 15 hours per calendar year for the purposes specified in § 63.6640(f)(2)(ii) and (iii) and that do not operate for the purpose specified in § 63.6640(f)(4)(ii).

(3) Existing institutional emergency stationary RICE located at an area source of HAP emissions that do not operate or are not contractually obligated to be available for more than 15 hours per calendar year for the purposes specified in § 63.6640(f)(2)(ii) and (iii) and that do not operate for the purpose specified in § 63.6640(f)(4)(ii).

[69 FR 33506, June 15, 2004, as amended at 73 FR 3603, Jan. 18, 2008; 78 FR 6700, Jan. 30, 2013]

**§ 63.6590 What parts of my plant does this subpart cover?**

This subpart applies to each affected source.

(a) *Affected source.* An affected source is any existing, new, or reconstructed stationary RICE located at a major or area source of HAP emissions, excluding stationary RICE being tested at a stationary RICE test cell/stand.

*(1) Existing stationary RICE.*

(i) For stationary RICE with a site rating of more than 500 brake horsepower (HP) located at a major source of HAP emissions, a stationary RICE is existing if you commenced construction or reconstruction of the stationary RICE before December 19, 2002.

(ii) For stationary RICE with a site rating of less than or equal to 500 brake HP located at a major source of HAP emissions, a stationary RICE is existing if you commenced construction or reconstruction of the stationary RICE before June 12, 2006.

(iii) For stationary RICE located at an area source of HAP emissions, a stationary RICE is existing if you commenced construction or reconstruction of the stationary RICE before June 12, 2006.

(iv) A change in ownership of an existing stationary RICE does not make that stationary RICE a new or reconstructed stationary RICE.

*(2) New stationary RICE.* (i) A stationary RICE with a site rating of more than 500 brake HP located at a major source of HAP emissions is new if you commenced construction of the stationary RICE on or after December 19, 2002.

(ii) A stationary RICE with a site rating of equal to or less than 500 brake HP located at a major source of HAP emissions is new if you commenced construction of the stationary RICE on or after June 12, 2006.

(iii) A stationary RICE located at an area source of HAP emissions is new if you commenced construction of the stationary RICE on or after June 12, 2006.

*(3) Reconstructed stationary RICE.* (i) A stationary RICE with a site rating of more than 500 brake HP located at a major source of HAP emissions is reconstructed if you meet the definition of reconstruction in § 63.2 and reconstruction is commenced on or after December 19, 2002.

(ii) A stationary RICE with a site rating of equal to or less than 500 brake HP located at a major source of HAP emissions is reconstructed if you meet the definition of reconstruction in § 63.2 and reconstruction is commenced on or after June 12, 2006.

(iii) A stationary RICE located at an area source of HAP emissions is reconstructed if you meet the definition of reconstruction in § 63.2 and reconstruction is commenced on or after June 12, 2006.



(b) *Stationary RICE subject to limited requirements.* (1) An affected source which meets either of the criteria in paragraphs (b)(1)(i) through (ii) of this section does not have to meet the requirements of this subpart and of subpart A of this part except for the initial notification requirements of § 63.6645(f).

(i) The stationary RICE is a new or reconstructed emergency stationary RICE with a site rating of more than 500 brake HP located at a major source of HAP emissions that does not operate or is not contractually obligated to be available for more than 15 hours per calendar year for the purposes specified in § 63.6640(f)(2)(ii) and (iii).

(ii) The stationary RICE is a new or reconstructed limited use stationary RICE with a site rating of more than 500 brake HP located at a major source of HAP emissions.

(2) A new or reconstructed stationary RICE with a site rating of more than 500 brake HP located at a major source of HAP emissions which combusts landfill or digester gas equivalent to 10 percent or more of the gross heat input on an annual basis must meet the initial notification requirements of § 63.6645(f) and the requirements of §§ 63.6625(c), 63.6650(g), and 63.6655(c). These stationary RICE do not have to meet the emission limitations and operating limitations of this subpart.

(3) The following stationary RICE do not have to meet the requirements of this subpart and of subpart A of this part, including initial notification requirements:

(i) Existing spark ignition 2 stroke lean burn (2SLB) stationary RICE with a site rating of more than 500 brake HP located at a major source of HAP emissions;

(ii) Existing spark ignition 4 stroke lean burn (4SLB) stationary RICE with a site rating of more than 500 brake HP located at a major source of HAP emissions;

(iii) Existing emergency stationary RICE with a site rating of more than 500 brake HP located at a major source of HAP emissions that does not operate or is not contractually obligated to be available for more than 15 hours per calendar year for the purposes specified in § 63.6640(f)(2)(ii) and (iii).

(iv) Existing limited use stationary RICE with a site rating of more than 500 brake HP located at a major source of HAP emissions;

(v) Existing stationary RICE with a site rating of more than 500 brake HP located at a major source of HAP emissions that combusts landfill gas or digester gas equivalent to 10 percent or more of the gross heat input on an annual basis;

(c) *Stationary RICE subject to Regulations under 40 CFR Part 60.* An affected source that meets any of the criteria in paragraphs (c)(1) through (7) of this section must meet the requirements of this part by meeting the requirements of 40 CFR part 60 subpart IIII, for compression ignition engines or 40 CFR part 60 subpart JJJJ, for spark ignition engines. No further requirements apply for such engines under this part.

(1) A new or reconstructed stationary RICE located at an area source;

(2) A new or reconstructed 2SLB stationary RICE with a site rating of less than or equal to 500 brake HP located at a major source of HAP emissions;

(3) A new or reconstructed 4SLB stationary RICE with a site rating of less than 250 brake HP located at a major source of HAP emissions;

(4) A new or reconstructed spark ignition 4 stroke rich burn (4SRB) stationary RICE with a site rating of less than or equal to 500 brake HP located at a major source of HAP emissions;

(5) A new or reconstructed stationary RICE with a site rating of less than or equal to 500 brake HP located at a major source of HAP emissions which combusts landfill or digester gas equivalent to 10 percent or more of the gross heat input on an annual basis;

(6) A new or reconstructed emergency or limited use stationary RICE with a site rating of less than or equal to 500 brake HP located at a major source of HAP emissions;

(7) A new or reconstructed compression ignition (CI) stationary RICE with a site rating of less than or equal to 500 brake HP located at a major source of HAP emissions.

[69 FR 33506, June 15, 2004, as amended at 73 FR 3604, Jan. 18, 2008; 75 FR 9674, Mar. 3, 2010; 75 FR 37733, June 30, 2010; 75 FR 51588, Aug. 20, 2010; 78 FR 6700, Jan. 30, 2013]

**§ 63.6595 When do I have to comply with this subpart?**

(a) *Affected sources.* (1) If you have an existing stationary RICE, excluding existing non-emergency CI stationary RICE, with a site rating of more than 500 brake HP located at a major source of HAP emissions, you must comply with the applicable emission limitations, operating limitations and other requirements no later than June 15, 2007. If you have an existing non-emergency CI stationary RICE with a site rating of more than 500 brake HP located at a major source of HAP emissions, an existing stationary CI RICE with a site rating of less than or equal to 500 brake HP located at a major source of HAP emissions, or an existing stationary CI RICE located at an area source of HAP emissions, you must comply with the applicable emission limitations, operating limitations, and other requirements no later than May 3, 2013. If you have an existing stationary SI RICE with a site rating of less than or equal to 500 brake HP located at a major source of HAP emissions, or an existing stationary SI RICE located at an area source of HAP emissions, you must comply with the applicable emission limitations, operating limitations, and other requirements no later than October 19, 2013.

(2) If you start up your new or reconstructed stationary RICE with a site rating of more than 500 brake HP located at a major source of HAP emissions before August 16, 2004, you must comply with the applicable emission limitations and operating limitations in this subpart no later than August 16, 2004.

(3) If you start up your new or reconstructed stationary RICE with a site rating of more than 500 brake HP located at a major source of HAP emissions after August 16, 2004, you must comply with the applicable emission limitations and operating limitations in this subpart upon startup of your affected source.

(4) If you start up your new or reconstructed stationary RICE with a site rating of less than or equal to 500 brake HP located at a major source of HAP emissions before January 18, 2008, you must comply with the applicable emission limitations and operating limitations in this subpart no later than January 18, 2008.

(5) If you start up your new or reconstructed stationary RICE with a site rating of less than or equal to 500 brake HP located at a major source of HAP emissions after January 18, 2008, you must comply with the applicable emission limitations and operating limitations in this subpart upon startup of your affected source.

(6) If you start up your new or reconstructed stationary RICE located at an area source of HAP emissions before January 18, 2008, you must comply with the applicable emission limitations and operating limitations in this subpart no later than January 18, 2008.

(7) If you start up your new or reconstructed stationary RICE located at an area source of HAP emissions after January 18, 2008, you must comply with the applicable emission limitations and operating limitations in this subpart upon startup of your affected source.

(b) *Area sources that become major sources.* If you have an area source that increases its emissions or its potential to emit such that it becomes a major source of HAP, the compliance dates in paragraphs (b)(1) and (2) of this section apply to you.

(1) Any stationary RICE for which construction or reconstruction is commenced after the date when your area source becomes a major source of HAP must be in compliance with this subpart upon startup of your affected source.

(2) Any stationary RICE for which construction or reconstruction is commenced before your area source becomes a major source of HAP must be in compliance with the provisions of this subpart that are applicable to RICE located at major sources within 3 years after your area source becomes a major source of HAP.

(c) If you own or operate an affected source, you must meet the applicable notification requirements in § 63.6645 and in 40 CFR part 63, subpart A.

[69 FR 33506, June 15, 2004, as amended at 73 FR 3604, Jan. 18, 2008; 75 FR 9675, Mar. 3, 2010; 75 FR 51589, Aug. 20, 2010; 78 FR 6701, Jan. 30, 2013]

### **Emission and Operating Limitations**

#### **§ 63.6600 What emission limitations and operating limitations must I meet if I own or operate a stationary RICE with a site rating of more than 500 brake HP located at a major source of HAP emissions?**

Compliance with the numerical emission limitations established in this subpart is based on the results of testing the average of three 1-hour runs using the testing requirements and procedures in § 63.6620 and Table 4 to this subpart.

(a) If you own or operate an existing, new, or reconstructed spark ignition 4SRB stationary RICE with a site rating of more than 500 brake HP located at a major source of HAP emissions, you must comply with the emission limitations in Table 1a to this subpart and the operating limitations in Table 1b to this subpart which apply to you.

(b) If you own or operate a new or reconstructed 2SLB stationary RICE with a site rating of more than 500 brake HP located at major source of HAP emissions, a new or reconstructed 4SLB stationary RICE with a site rating of more than 500 brake HP located at major source of HAP emissions, or a new or reconstructed CI stationary RICE with a site rating of more than 500 brake HP located at a major source of HAP emissions, you must comply with the emission limitations in Table 2a to this subpart and the operating limitations in Table 2b to this subpart which apply to you.

(c) If you own or operate any of the following stationary RICE with a site rating of more than 500 brake HP located at a major source of HAP emissions, you do not need to comply with the emission limitations in Tables 1a, 2a, 2c, and 2d to this subpart or operating limitations in Tables 1b and 2b to this subpart: an existing 2SLB stationary RICE; an existing 4SLB stationary RICE; a stationary RICE that combusts landfill gas or digester gas equivalent to 10 percent or more of the gross heat input on an annual basis; an emergency stationary RICE; or a limited use stationary RICE.

(d) If you own or operate an existing non-emergency stationary CI RICE with a site rating of more than 500 brake HP located at a major source of HAP emissions, you must comply with the emission limitations in Table 2c to this subpart and the operating limitations in Table 2b to this subpart which apply to you.

[73 FR 3605, Jan. 18, 2008, as amended at 75 FR 9675, Mar. 3, 2010]

#### **§ 63.6601 What emission limitations must I meet if I own or operate a new or reconstructed 4SLB stationary RICE with a site rating of greater than or equal to 250 brake HP and less than or equal to 500 brake HP located at a major source of HAP emissions?**

Compliance with the numerical emission limitations established in this subpart is based on the results of testing the average of three 1-hour runs using the testing requirements and procedures in § 63.6620 and Table 4 to this subpart. If you own or operate a new or reconstructed 4SLB stationary RICE with a site rating of greater than or equal to 250 and less than or equal to 500 brake HP located at major source of HAP emissions manufactured on or after January 1, 2008, you must comply with the emission limitations in Table 2a to this subpart and the operating limitations in Table 2b to this subpart which apply to you.

[73 FR 3605, Jan. 18, 2008, as amended at 75 FR 9675, Mar. 3, 2010; 75 FR 51589, Aug. 20, 2010]

#### **§ 63.6602 What emission limitations and other requirements must I meet if I own or operate an existing stationary RICE with a site rating of equal to or less than 500 brake HP located at a major source of HAP emissions?**

If you own or operate an existing stationary RICE with a site rating of equal to or less than 500 brake HP located at a major source of HAP emissions, you must comply with the emission limitations and other requirements in Table 2c to this subpart which apply to you. Compliance with the numerical emission limitations established in this subpart is

based on the results of testing the average of three 1-hour runs using the testing requirements and procedures in § 63.6620 and Table 4 to this subpart.

[78 FR 6701, Jan. 30, 2013]

**§ 63.6603 What emission limitations, operating limitations, and other requirements must I meet if I own or operate an existing stationary RICE located at an area source of HAP emissions?**

Compliance with the numerical emission limitations established in this subpart is based on the results of testing the average of three 1-hour runs using the testing requirements and procedures in § 63.6620 and Table 4 to this subpart.

(a) If you own or operate an existing stationary RICE located at an area source of HAP emissions, you must comply with the requirements in Table 2d to this subpart and the operating limitations in Table 2b to this subpart that apply to you.

(b) If you own or operate an existing stationary non-emergency CI RICE with a site rating of more than 300 HP located at an area source of HAP that meets either paragraph (b)(1) or (2) of this section, you do not have to meet the numerical CO emission limitations specified in Table 2d of this subpart. Existing stationary non-emergency CI RICE with a site rating of more than 300 HP located at an area source of HAP that meet either paragraph (b)(1) or (2) of this section must meet the management practices that are shown for stationary non-emergency CI RICE with a site rating of less than or equal to 300 HP in Table 2d of this subpart.

(1) The area source is located in an area of Alaska that is not accessible by the Federal Aid Highway System (FAHS).

(2) The stationary RICE is located at an area source that meets paragraphs (b)(2)(i), (ii), and (iii) of this section.

(i) The only connection to the FAHS is through the Alaska Marine Highway System (AMHS), or the stationary RICE operation is within an isolated grid in Alaska that is not connected to the statewide electrical grid referred to as the Alaska Railbelt Grid.

(ii) At least 10 percent of the power generated by the stationary RICE on an annual basis is used for residential purposes.

(iii) The generating capacity of the area source is less than 12 megawatts, or the stationary RICE is used exclusively for backup power for renewable energy.

(c) If you own or operate an existing stationary non-emergency CI RICE with a site rating of more than 300 HP located on an offshore vessel that is an area source of HAP and is a nonroad vehicle that is an Outer Continental Shelf (OCS) source as defined in 40 CFR 55.2, you do not have to meet the numerical CO emission limitations specified in Table 2d of this subpart. You must meet all of the following management practices:

(1) Change oil every 1,000 hours of operation or annually, whichever comes first. Sources have the option to utilize an oil analysis program as described in § 63.6625(i) in order to extend the specified oil change requirement.

(2) Inspect and clean air filters every 750 hours of operation or annually, whichever comes first, and replace as necessary.

(3) Inspect fuel filters and belts, if installed, every 750 hours of operation or annually, whichever comes first, and replace as necessary.

(4) Inspect all flexible hoses every 1,000 hours of operation or annually, whichever comes first, and replace as necessary.

(d) If you own or operate an existing non-emergency CI RICE with a site rating of more than 300 HP located at an area source of HAP emissions that is certified to the Tier 1 or Tier 2 emission standards in Table 1 of 40 CFR 89.112 and that is subject to an enforceable state or local standard that requires the engine to be replaced no later than June

1, 2018, you may until January 1, 2015, or 12 years after the installation date of the engine (whichever is later), but not later than June 1, 2018, choose to comply with the management practices that are shown for stationary non-emergency CI RICE with a site rating of less than or equal to 300 HP in Table 2d of this subpart instead of the applicable emission limitations in Table 2d, operating limitations in Table 2b, and crankcase ventilation system requirements in § 63.6625(g). You must comply with the emission limitations in Table 2d and operating limitations in Table 2b that apply for non-emergency CI RICE with a site rating of more than 300 HP located at an area source of HAP emissions by January 1, 2015, or 12 years after the installation date of the engine (whichever is later), but not later than June 1, 2018. You must also comply with the crankcase ventilation system requirements in § 63.6625(g) by January 1, 2015, or 12 years after the installation date of the engine (whichever is later), but not later than June 1, 2018.

(e) If you own or operate an existing non-emergency CI RICE with a site rating of more than 300 HP located at an area source of HAP emissions that is certified to the Tier 3 (Tier 2 for engines above 560 kilowatt (kW)) emission standards in Table 1 of 40 CFR 89.112, you may comply with the requirements under this part by meeting the requirements for Tier 3 engines (Tier 2 for engines above 560 kW) in 40 CFR part 60 subpart IIII instead of the emission limitations and other requirements that would otherwise apply under this part for existing non-emergency CI RICE with a site rating of more than 300 HP located at an area source of HAP emissions.

(f) An existing non-emergency SI 4SLB and 4SRB stationary RICE with a site rating of more than 500 HP located at area sources of HAP must meet the definition of remote stationary RICE in § 63.6675 on the initial compliance date for the engine, October 19, 2013, in order to be considered a remote stationary RICE under this subpart. Owners and operators of existing non-emergency SI 4SLB and 4SRB stationary RICE with a site rating of more than 500 HP located at area sources of HAP that meet the definition of remote stationary RICE in § 63.6675 of this subpart as of October 19, 2013 must evaluate the status of their stationary RICE every 12 months. Owners and operators must keep records of the initial and annual evaluation of the status of the engine. If the evaluation indicates that the stationary RICE no longer meets the definition of remote stationary RICE in § 63.6675 of this subpart, the owner or operator must comply with all of the requirements for existing non-emergency SI 4SLB and 4SRB stationary RICE with a site rating of more than 500 HP located at area sources of HAP that are not remote stationary RICE within 1 year of the evaluation.

[75 FR 9675, Mar. 3, 2010, as amended at 75 FR 51589, Aug. 20, 2010; 76 FR 12866, Mar. 9, 2011; 78 FR 6701, Jan. 30, 2013]

#### **§ 63.6604 What fuel requirements must I meet if I own or operate a stationary CI RICE?**

(a) If you own or operate an existing non-emergency, non-black start CI stationary RICE with a site rating of more than 300 brake HP with a displacement of less than 30 liters per cylinder that uses diesel fuel, you must use diesel fuel that meets the requirements in 40 CFR 80.510(b) for nonroad diesel fuel.

(b) Beginning January 1, 2015, if you own or operate an existing emergency CI stationary RICE with a site rating of more than 100 brake HP and a displacement of less than 30 liters per cylinder that uses diesel fuel and operates or is contractually obligated to be available for more than 15 hours per calendar year for the purposes specified in § 63.6640(f)(2)(ii) and (iii) or that operates for the purpose specified in § 63.6640(f)(4)(ii), you must use diesel fuel that meets the requirements in 40 CFR 80.510(b) for nonroad diesel fuel, except that any existing diesel fuel purchased (or otherwise obtained) prior to January 1, 2015, may be used until depleted.

(c) Beginning January 1, 2015, if you own or operate a new emergency CI stationary RICE with a site rating of more than 500 brake HP and a displacement of less than 30 liters per cylinder located at a major source of HAP that uses diesel fuel and operates or is contractually obligated to be available for more than 15 hours per calendar year for the purposes specified in § 63.6640(f)(2)(ii) and (iii), you must use diesel fuel that meets the requirements in 40 CFR 80.510(b) for nonroad diesel fuel, except that any existing diesel fuel purchased (or otherwise obtained) prior to January 1, 2015, may be used until depleted.

(d) Existing CI stationary RICE located in Guam, American Samoa, the Commonwealth of the Northern Mariana Islands, at area sources in areas of Alaska that meet either § 63.6603(b)(1) or § 63.6603(b)(2), or are on offshore vessels that meet § 63.6603(c) are exempt from the requirements of this section.

[78 FR 6702, Jan. 30, 2013]

## **General Compliance Requirements**

### **§ 63.6605 What are my general requirements for complying with this subpart?**

- (a) You must be in compliance with the emission limitations, operating limitations, and other requirements in this subpart that apply to you at all times.
- (b) At all times you must operate and maintain any affected source, including associated air pollution control equipment and monitoring equipment, in a manner consistent with safety and good air pollution control practices for minimizing emissions. The general duty to minimize emissions does not require you to make any further efforts to reduce emissions if levels required by this standard have been achieved. Determination of whether such operation and maintenance procedures are being used will be based on information available to the Administrator which may include, but is not limited to, monitoring results, review of operation and maintenance procedures, review of operation and maintenance records, and inspection of the source.

[75 FR 9675, Mar. 3, 2010, as amended at 78 FR 6702, Jan. 30, 2013]

## **Testing and Initial Compliance Requirements**

### **§ 63.6610 By what date must I conduct the initial performance tests or other initial compliance demonstrations if I own or operate a stationary RICE with a site rating of more than 500 brake HP located at a major source of HAP emissions?**

If you own or operate a stationary RICE with a site rating of more than 500 brake HP located at a major source of HAP emissions you are subject to the requirements of this section.

- (a) You must conduct the initial performance test or other initial compliance demonstrations in Table 4 to this subpart that apply to you within 180 days after the compliance date that is specified for your stationary RICE in § 63.6595 and according to the provisions in § 63.7(a)(2).
- (b) If you commenced construction or reconstruction between December 19, 2002 and June 15, 2004 and own or operate stationary RICE with a site rating of more than 500 brake HP located at a major source of HAP emissions, you must demonstrate initial compliance with either the proposed emission limitations or the promulgated emission limitations no later than February 10, 2005 or no later than 180 days after startup of the source, whichever is later, according to § 63.7(a)(2)(ix).
- (c) If you commenced construction or reconstruction between December 19, 2002 and June 15, 2004 and own or operate stationary RICE with a site rating of more than 500 brake HP located at a major source of HAP emissions, and you chose to comply with the proposed emission limitations when demonstrating initial compliance, you must conduct a second performance test to demonstrate compliance with the promulgated emission limitations by December 13, 2007 or after startup of the source, whichever is later, according to § 63.7(a)(2)(ix).
- (d) An owner or operator is not required to conduct an initial performance test on units for which a performance test has been previously conducted, but the test must meet all of the conditions described in paragraphs (d)(1) through (5) of this section.
- (1) The test must have been conducted using the same methods specified in this subpart, and these methods must have been followed correctly.
- (2) The test must not be older than 2 years.
- (3) The test must be reviewed and accepted by the Administrator.
- (4) Either no process or equipment changes must have been made since the test was performed, or the owner or operator must be able to demonstrate that the results of the performance test, with or without adjustments, reliably demonstrate compliance despite process or equipment changes.

(5) The test must be conducted at any load condition within plus or minus 10 percent of 100 percent load.

[69 FR 33506, June 15, 2004, as amended at 73 FR 3605, Jan. 18, 2008]

**§ 63.6611 By what date must I conduct the initial performance tests or other initial compliance demonstrations if I own or operate a new or reconstructed 4SLB SI stationary RICE with a site rating of greater than or equal to 250 and less than or equal to 500 brake HP located at a major source of HAP emissions?**

If you own or operate a new or reconstructed 4SLB stationary RICE with a site rating of greater than or equal to 250 and less than or equal to 500 brake HP located at a major source of HAP emissions, you must conduct an initial performance test within 240 days after the compliance date that is specified for your stationary RICE in § 63.6595 and according to the provisions specified in Table 4 to this subpart, as appropriate.

[73 FR 3605, Jan. 18, 2008, as amended at 75 FR 51589, Aug. 20, 2010]

**§ 63.6612 By what date must I conduct the initial performance tests or other initial compliance demonstrations if I own or operate an existing stationary RICE with a site rating of less than or equal to 500 brake HP located at a major source of HAP emissions or an existing stationary RICE located at an area source of HAP emissions?**

If you own or operate an existing stationary RICE with a site rating of less than or equal to 500 brake HP located at a major source of HAP emissions or an existing stationary RICE located at an area source of HAP emissions you are subject to the requirements of this section.

(a) You must conduct any initial performance test or other initial compliance demonstration according to Tables 4 and 5 to this subpart that apply to you within 180 days after the compliance date that is specified for your stationary RICE in § 63.6595 and according to the provisions in § 63.7(a)(2).

(b) An owner or operator is not required to conduct an initial performance test on a unit for which a performance test has been previously conducted, but the test must meet all of the conditions described in paragraphs (b)(1) through (4) of this section.

(1) The test must have been conducted using the same methods specified in this subpart, and these methods must have been followed correctly.

(2) The test must not be older than 2 years.

(3) The test must be reviewed and accepted by the Administrator.

(4) Either no process or equipment changes must have been made since the test was performed, or the owner or operator must be able to demonstrate that the results of the performance test, with or without adjustments, reliably demonstrate compliance despite process or equipment changes.

[75 FR 9676, Mar. 3, 2010, as amended at 75 FR 51589, Aug. 20, 2010]

**§ 63.6615 When must I conduct subsequent performance tests?**

If you must comply with the emission limitations and operating limitations, you must conduct subsequent performance tests as specified in Table 3 of this subpart.

**§ 63.6620 What performance tests and other procedures must I use?**

(a) You must conduct each performance test in Tables 3 and 4 of this subpart that applies to you.

(b) Each performance test must be conducted according to the requirements that this subpart specifies in Table 4 to this subpart. If you own or operate a non-operational stationary RICE that is subject to performance testing, you do not need to start up the engine solely to conduct the performance test. Owners and operators of a non-operational engine can conduct the performance test when the engine is started up again. The test must be conducted at any load condition within plus or minus 10 percent of 100 percent load for the stationary RICE listed in paragraphs (b)(1) through (4) of this section.

(1) Non-emergency 4SRB stationary RICE with a site rating of greater than 500 brake HP located at a major source of HAP emissions.

(2) New non-emergency 4SLB stationary RICE with a site rating of greater than or equal to 250 brake HP located at a major source of HAP emissions.

(3) New non-emergency 2SLB stationary RICE with a site rating of greater than 500 brake HP located at a major source of HAP emissions.

(4) New non-emergency CI stationary RICE with a site rating of greater than 500 brake HP located at a major source of HAP emissions.

(c) [Reserved]

(d) You must conduct three separate test runs for each performance test required in this section, as specified in § 63.7(e)(3). Each test run must last at least 1 hour, unless otherwise specified in this subpart.

(e)(1) You must use Equation 1 of this section to determine compliance with the percent reduction requirement:

$$\frac{C_i - C_o}{C_i} \times 100 = R \quad (\text{Eq. 1})$$

Where:

$C_i$  = concentration of carbon monoxide (CO), total hydrocarbons (THC), or formaldehyde at the control device inlet,

$C_o$  = concentration of CO, THC, or formaldehyde at the control device outlet, and

$R$  = percent reduction of CO, THC, or formaldehyde emissions.

(2) You must normalize the CO, THC, or formaldehyde concentrations at the inlet and outlet of the control device to a dry basis and to 15 percent oxygen, or an equivalent percent carbon dioxide ( $\text{CO}_2$ ). If pollutant concentrations are to be corrected to 15 percent oxygen and  $\text{CO}_2$  concentration is measured in lieu of oxygen concentration measurement, a  $\text{CO}_2$  correction factor is needed. Calculate the  $\text{CO}_2$  correction factor as described in paragraphs (e)(2)(i) through (iii) of this section.

(i) Calculate the fuel-specific  $F_o$  value for the fuel burned during the test using values obtained from Method 19, Section 5.2, and the following equation:

$$F_o = \frac{0.209 F_d}{F_c} \quad (\text{Eq. 2})$$

Where:

$F_o$  = Fuel factor based on the ratio of oxygen volume to the ultimate  $\text{CO}_2$  volume produced by the fuel at zero percent excess air.

0.209 = Fraction of air that is oxygen, percent/100.



$F_d$  = Ratio of the volume of dry effluent gas to the gross calorific value of the fuel from Method 19,  $\text{dsm}^3/\text{J}$  ( $\text{dscf}/10^6$  Btu).

$F_c$  = Ratio of the volume of  $\text{CO}_2$  produced to the gross calorific value of the fuel from Method 19,  $\text{dsm}^3/\text{J}$  ( $\text{dscf}/10^6$  Btu)

(ii) Calculate the  $\text{CO}_2$  correction factor for correcting measurement data to 15 percent  $\text{O}_2$ , as follows:

$$X_{\text{CO}_2} = \frac{5.9}{F_o} \quad (\text{Eq. 3})$$

Where:

$X_{\text{CO}_2}$  =  $\text{CO}_2$  correction factor, percent.

5.9 = 20.9 percent  $\text{O}_2$  —15 percent  $\text{O}_2$ , the defined  $\text{O}_2$  correction value, percent.

(iii) Calculate the CO, THC, and formaldehyde gas concentrations adjusted to 15 percent  $\text{O}_2$  using  $\text{CO}_2$  as follows:

$$C_{\text{adj}} = C_d \frac{X_{\text{CO}_2}}{\% \text{CO}_2} \quad (\text{Eq. 4})$$

Where:

$C_{\text{adj}}$  = Calculated concentration of CO, THC, or formaldehyde adjusted to 15 percent  $\text{O}_2$ .

$C_d$  = Measured concentration of CO, THC, or formaldehyde, uncorrected.

$X_{\text{CO}_2}$  =  $\text{CO}_2$  correction factor, percent.

$\% \text{CO}_2$  = Measured  $\text{CO}_2$  concentration measured, dry basis, percent.

(f) If you comply with the emission limitation to reduce CO and you are not using an oxidation catalyst, if you comply with the emission limitation to reduce formaldehyde and you are not using NSCR, or if you comply with the emission limitation to limit the concentration of formaldehyde in the stationary RICE exhaust and you are not using an oxidation catalyst or NSCR, you must petition the Administrator for operating limitations to be established during the initial performance test and continuously monitored thereafter; or for approval of no operating limitations. You must not conduct the initial performance test until after the petition has been approved by the Administrator.

(g) If you petition the Administrator for approval of operating limitations, your petition must include the information described in paragraphs (g)(1) through (5) of this section.

(1) Identification of the specific parameters you propose to use as operating limitations;

(2) A discussion of the relationship between these parameters and HAP emissions, identifying how HAP emissions change with changes in these parameters, and how limitations on these parameters will serve to limit HAP emissions;

(3) A discussion of how you will establish the upper and/or lower values for these parameters which will establish the limits on these parameters in the operating limitations;

(4) A discussion identifying the methods you will use to measure and the instruments you will use to monitor these parameters, as well as the relative accuracy and precision of these methods and instruments; and

(5) A discussion identifying the frequency and methods for recalibrating the instruments you will use for monitoring these parameters.

(h) If you petition the Administrator for approval of no operating limitations, your petition must include the information described in paragraphs (h)(1) through (7) of this section.

(1) Identification of the parameters associated with operation of the stationary RICE and any emission control device which could change intentionally ( e.g., operator adjustment, automatic controller adjustment, etc.) or unintentionally ( e.g., wear and tear, error, etc.) on a routine basis or over time;

(2) A discussion of the relationship, if any, between changes in the parameters and changes in HAP emissions;

(3) For the parameters which could change in such a way as to increase HAP emissions, a discussion of whether establishing limitations on the parameters would serve to limit HAP emissions;

(4) For the parameters which could change in such a way as to increase HAP emissions, a discussion of how you could establish upper and/or lower values for the parameters which would establish limits on the parameters in operating limitations;

(5) For the parameters, a discussion identifying the methods you could use to measure them and the instruments you could use to monitor them, as well as the relative accuracy and precision of the methods and instruments;

(6) For the parameters, a discussion identifying the frequency and methods for recalibrating the instruments you could use to monitor them; and

(7) A discussion of why, from your point of view, it is infeasible or unreasonable to adopt the parameters as operating limitations.

(i) The engine percent load during a performance test must be determined by documenting the calculations, assumptions, and measurement devices used to measure or estimate the percent load in a specific application. A written report of the average percent load determination must be included in the notification of compliance status. The following information must be included in the written report: the engine model number, the engine manufacturer, the year of purchase, the manufacturer's site-rated brake horsepower, the ambient temperature, pressure, and humidity during the performance test, and all assumptions that were made to estimate or calculate percent load during the performance test must be clearly explained. If measurement devices such as flow meters, kilowatt meters, beta analyzers, stain gauges, etc. are used, the model number of the measurement device, and an estimate of its accurate in percentage of true value must be provided.

[69 FR 33506, June 15, 2004, as amended at 75 FR 9676, Mar. 3, 2010; 78 FR 6702, Jan. 30, 2013]

**§ 63.6625 What are my monitoring, installation, collection, operation, and maintenance requirements?**

(a) If you elect to install a CEMS as specified in Table 5 of this subpart, you must install, operate, and maintain a CEMS to monitor CO and either O<sub>2</sub> or CO<sub>2</sub> according to the requirements in paragraphs (a)(1) through (4) of this section. If you are meeting a requirement to reduce CO emissions, the CEMS must be installed at both the inlet and outlet of the control device. If you are meeting a requirement to limit the concentration of CO, the CEMS must be installed at the outlet of the control device.

(1) Each CEMS must be installed, operated, and maintained according to the applicable performance specifications of 40 CFR part 60, appendix B.

(2) You must conduct an initial performance evaluation and an annual relative accuracy test audit (RATA) of each CEMS according to the requirements in § 63.8 and according to the applicable performance specifications of 40 CFR part 60, appendix B as well as daily and periodic data quality checks in accordance with 40 CFR part 60, appendix F, procedure 1.

(3) As specified in § 63.8(c)(4)(ii), each CEMS must complete a minimum of one cycle of operation (sampling, analyzing, and data recording) for each successive 15-minute period. You must have at least two data points, with each representing a different 15-minute period, to have a valid hour of data.

(4) The CEMS data must be reduced as specified in § 63.8(g)(2) and recorded in parts per million or parts per billion (as appropriate for the applicable limitation) at 15 percent oxygen or the equivalent CO<sub>2</sub> concentration.

(b) If you are required to install a continuous parameter monitoring system (CPMS) as specified in Table 5 of this subpart, you must install, operate, and maintain each CPMS according to the requirements in paragraphs (b)(1) through (6) of this section. For an affected source that is complying with the emission limitations and operating limitations on March 9, 2011, the requirements in paragraph (b) of this section are applicable September 6, 2011.

(1) You must prepare a site-specific monitoring plan that addresses the monitoring system design, data collection, and the quality assurance and quality control elements outlined in paragraphs (b)(1)(i) through (v) of this section and in § 63.8(d). As specified in § 63.8(f)(4), you may request approval of monitoring system quality assurance and quality control procedures alternative to those specified in paragraphs (b)(1) through (5) of this section in your site-specific monitoring plan.

(i) The performance criteria and design specifications for the monitoring system equipment, including the sample interface, detector signal analyzer, and data acquisition and calculations;

(ii) Sampling interface ( e.g., thermocouple) location such that the monitoring system will provide representative measurements;

(iii) Equipment performance evaluations, system accuracy audits, or other audit procedures;

(iv) Ongoing operation and maintenance procedures in accordance with provisions in § 63.8(c)(1)(ii) and (c)(3); and

(v) Ongoing reporting and recordkeeping procedures in accordance with provisions in § 63.10(c), (e)(1), and (e)(2)(i).

(2) You must install, operate, and maintain each CPMS in continuous operation according to the procedures in your site-specific monitoring plan.

(3) The CPMS must collect data at least once every 15 minutes (see also § 63.6635).

(4) For a CPMS for measuring temperature range, the temperature sensor must have a minimum tolerance of 2.8 degrees Celsius (5 degrees Fahrenheit) or 1 percent of the measurement range, whichever is larger.

(5) You must conduct the CPMS equipment performance evaluation, system accuracy audits, or other audit procedures specified in your site-specific monitoring plan at least annually.

(6) You must conduct a performance evaluation of each CPMS in accordance with your site-specific monitoring plan.

(c) If you are operating a new or reconstructed stationary RICE which fires landfill gas or digester gas equivalent to 10 percent or more of the gross heat input on an annual basis, you must monitor and record your fuel usage daily with separate fuel meters to measure the volumetric flow rate of each fuel. In addition, you must operate your stationary RICE in a manner which reasonably minimizes HAP emissions.

(d) If you are operating a new or reconstructed emergency 4SLB stationary RICE with a site rating of greater than or equal to 250 and less than or equal to 500 brake HP located at a major source of HAP emissions, you must install a non-resettable hour meter prior to the startup of the engine.

(e) If you own or operate any of the following stationary RICE, you must operate and maintain the stationary RICE and after-treatment control device (if any) according to the manufacturer's emission-related written instructions or develop your own maintenance plan which must provide to the extent practicable for the maintenance and operation of the engine in a manner consistent with good air pollution control practice for minimizing emissions:

(1) An existing stationary RICE with a site rating of less than 100 HP located at a major source of HAP emissions;

(2) An existing emergency or black start stationary RICE with a site rating of less than or equal to 500 HP located at a major source of HAP emissions;

(3) An existing emergency or black start stationary RICE located at an area source of HAP emissions;

(4) An existing non-emergency, non-black start stationary CI RICE with a site rating less than or equal to 300 HP located at an area source of HAP emissions;

(5) An existing non-emergency, non-black start 2SLB stationary RICE located at an area source of HAP emissions;

(6) An existing non-emergency, non-black start stationary RICE located at an area source of HAP emissions which combusts landfill or digester gas equivalent to 10 percent or more of the gross heat input on an annual basis.

(7) An existing non-emergency, non-black start 4SLB stationary RICE with a site rating less than or equal to 500 HP located at an area source of HAP emissions;

(8) An existing non-emergency, non-black start 4SRB stationary RICE with a site rating less than or equal to 500 HP located at an area source of HAP emissions;

(9) An existing, non-emergency, non-black start 4SLB stationary RICE with a site rating greater than 500 HP located at an area source of HAP emissions that is operated 24 hours or less per calendar year; and

(10) An existing, non-emergency, non-black start 4SRB stationary RICE with a site rating greater than 500 HP located at an area source of HAP emissions that is operated 24 hours or less per calendar year.

(f) If you own or operate an existing emergency stationary RICE with a site rating of less than or equal to 500 brake HP located at a major source of HAP emissions or an existing emergency stationary RICE located at an area source of HAP emissions, you must install a non-resettable hour meter if one is not already installed.

(g) If you own or operate an existing non-emergency, non-black start CI engine greater than or equal to 300 HP that is not equipped with a closed crankcase ventilation system, you must comply with either paragraph (g)(1) or paragraph (2) of this section. Owners and operators must follow the manufacturer's specified maintenance requirements for operating and maintaining the open or closed crankcase ventilation systems and replacing the crankcase filters, or can request the Administrator to approve different maintenance requirements that are as protective as manufacturer requirements. Existing CI engines located at area sources in areas of Alaska that meet either § 63.6603(b)(1) or § 63.6603(b)(2) do not have to meet the requirements of this paragraph (g). Existing CI engines located on offshore vessels that meet § 63.6603(c) do not have to meet the requirements of this paragraph (g).

(1) Install a closed crankcase ventilation system that prevents crankcase emissions from being emitted to the atmosphere, or

(2) Install an open crankcase filtration emission control system that reduces emissions from the crankcase by filtering the exhaust stream to remove oil mist, particulates and metals.

(h) If you operate a new, reconstructed, or existing stationary engine, you must minimize the engine's time spent at idle during startup and minimize the engine's startup time to a period needed for appropriate and safe loading of the engine, not to exceed 30 minutes, after which time the emission standards applicable to all times other than startup in Tables 1a, 2a, 2c, and 2d to this subpart apply.

(i) If you own or operate a stationary CI engine that is subject to the work, operation or management practices in items 1 or 2 of Table 2c to this subpart or in items 1 or 4 of Table 2d to this subpart, you have the option of utilizing an oil analysis program in order to extend the specified oil change requirement in Tables 2c and 2d to this subpart. The oil analysis must be performed at the same frequency specified for changing the oil in Table 2c or 2d to this subpart. The analysis program must at a minimum analyze the following three parameters: Total Base Number, viscosity, and percent water content. The condemning limits for these parameters are as follows: Total Base Number is less than 30 percent of the Total Base Number of the oil when new; viscosity of the oil has changed by more than 20 percent from

the viscosity of the oil when new; or percent water content (by volume) is greater than 0.5. If all of these condemning limits are not exceeded, the engine owner or operator is not required to change the oil. If any of the limits are exceeded, the engine owner or operator must change the oil within 2 business days of receiving the results of the analysis; if the engine is not in operation when the results of the analysis are received, the engine owner or operator must change the oil within 2 business days or before commencing operation, whichever is later. The owner or operator must keep records of the parameters that are analyzed as part of the program, the results of the analysis, and the oil changes for the engine. The analysis program must be part of the maintenance plan for the engine.

(j) If you own or operate a stationary SI engine that is subject to the work, operation or management practices in items 6, 7, or 8 of Table 2c to this subpart or in items 5, 6, 7, 9, or 11 of Table 2d to this subpart, you have the option of utilizing an oil analysis program in order to extend the specified oil change requirement in Tables 2c and 2d to this subpart. The oil analysis must be performed at the same frequency specified for changing the oil in Table 2c or 2d to this subpart. The analysis program must at a minimum analyze the following three parameters: Total Acid Number, viscosity, and percent water content. The condemning limits for these parameters are as follows: Total Acid Number increases by more than 3.0 milligrams of potassium hydroxide (KOH) per gram from Total Acid Number of the oil when new; viscosity of the oil has changed by more than 20 percent from the viscosity of the oil when new; or percent water content (by volume) is greater than 0.5. If all of these condemning limits are not exceeded, the engine owner or operator is not required to change the oil. If any of the limits are exceeded, the engine owner or operator must change the oil within 2 business days of receiving the results of the analysis; if the engine is not in operation when the results of the analysis are received, the engine owner or operator must change the oil within 2 business days or before commencing operation, whichever is later. The owner or operator must keep records of the parameters that are analyzed as part of the program, the results of the analysis, and the oil changes for the engine. The analysis program must be part of the maintenance plan for the engine.

[69 FR 33506, June 15, 2004, as amended at 73 FR 3606, Jan. 18, 2008; 75 FR 9676, Mar. 3, 2010; 75 FR 51589, Aug. 20, 2010; 76 FR 12866, Mar. 9, 2011; 78 FR 6703, Jan. 30, 2013]

**§ 63.6630 How do I demonstrate initial compliance with the emission limitations, operating limitations, and other requirements?**

(a) You must demonstrate initial compliance with each emission limitation, operating limitation, and other requirement that applies to you according to Table 5 of this subpart.

(b) During the initial performance test, you must establish each operating limitation in Tables 1b and 2b of this subpart that applies to you.

(c) You must submit the Notification of Compliance Status containing the results of the initial compliance demonstration according to the requirements in § 63.6645.

(d) Non-emergency 4SRB stationary RICE complying with the requirement to reduce formaldehyde emissions by 76 percent or more can demonstrate initial compliance with the formaldehyde emission limit by testing for THC instead of formaldehyde. The testing must be conducted according to the requirements in Table 4 of this subpart. The average reduction of emissions of THC determined from the performance test must be equal to or greater than 30 percent.

(e) The initial compliance demonstration required for existing non-emergency 4SLB and 4SRB stationary RICE with a site rating of more than 500 HP located at an area source of HAP that are not remote stationary RICE and that are operated more than 24 hours per calendar year must be conducted according to the following requirements:

(1) The compliance demonstration must consist of at least three test runs.

(2) Each test run must be of at least 15 minute duration, except that each test conducted using the method in appendix A to this subpart must consist of at least one measurement cycle and include at least 2 minutes of test data phase measurement.

(3) If you are demonstrating compliance with the CO concentration or CO percent reduction requirement, you must measure CO emissions using one of the CO measurement methods specified in Table 4 of this subpart, or using appendix A to this subpart.

(4) If you are demonstrating compliance with the THC percent reduction requirement, you must measure THC emissions using Method 25A, reported as propane, of 40 CFR part 60, appendix A.

(5) You must measure O<sub>2</sub> using one of the O<sub>2</sub> measurement methods specified in Table 4 of this subpart. Measurements to determine O<sub>2</sub> concentration must be made at the same time as the measurements for CO or THC concentration.

(6) If you are demonstrating compliance with the CO or THC percent reduction requirement, you must measure CO or THC emissions and O<sub>2</sub> emissions simultaneously at the inlet and outlet of the control device.

[69 FR 33506, June 15, 2004, as amended at 78 FR 6704, Jan. 30, 2013]

### **Continuous Compliance Requirements**

#### **§ 63.6635 How do I monitor and collect data to demonstrate continuous compliance?**

(a) If you must comply with emission and operating limitations, you must monitor and collect data according to this section.

(b) Except for monitor malfunctions, associated repairs, required performance evaluations, and required quality assurance or control activities, you must monitor continuously at all times that the stationary RICE is operating. A monitoring malfunction is any sudden, infrequent, not reasonably preventable failure of the monitoring to provide valid data. Monitoring failures that are caused in part by poor maintenance or careless operation are not malfunctions.

(c) You may not use data recorded during monitoring malfunctions, associated repairs, and required quality assurance or control activities in data averages and calculations used to report emission or operating levels. You must, however, use all the valid data collected during all other periods.

[69 FR 33506, June 15, 2004, as amended at 76 FR 12867, Mar. 9, 2011]

#### **§ 63.6640 How do I demonstrate continuous compliance with the emission limitations, operating limitations, and other requirements?**

(a) You must demonstrate continuous compliance with each emission limitation, operating limitation, and other requirements in Tables 1a and 1b, Tables 2a and 2b, Table 2c, and Table 2d to this subpart that apply to you according to methods specified in Table 6 to this subpart.

(b) You must report each instance in which you did not meet each emission limitation or operating limitation in Tables 1a and 1b, Tables 2a and 2b, Table 2c, and Table 2d to this subpart that apply to you. These instances are deviations from the emission and operating limitations in this subpart. These deviations must be reported according to the requirements in § 63.6650. If you change your catalyst, you must reestablish the values of the operating parameters measured during the initial performance test. When you reestablish the values of your operating parameters, you must also conduct a performance test to demonstrate that you are meeting the required emission limitation applicable to your stationary RICE.

(c) The annual compliance demonstration required for existing non-emergency 4SLB and 4SRB stationary RICE with a site rating of more than 500 HP located at an area source of HAP that are not remote stationary RICE and that are operated more than 24 hours per calendar year must be conducted according to the following requirements:

(1) The compliance demonstration must consist of at least one test run.

(2) Each test run must be of at least 15 minute duration, except that each test conducted using the method in appendix A to this subpart must consist of at least one measurement cycle and include at least 2 minutes of test data phase measurement.

(3) If you are demonstrating compliance with the CO concentration or CO percent reduction requirement, you must measure CO emissions using one of the CO measurement methods specified in Table 4 of this subpart, or using appendix A to this subpart.

(4) If you are demonstrating compliance with the THC percent reduction requirement, you must measure THC emissions using Method 25A, reported as propane, of 40 CFR part 60, appendix A.

(5) You must measure O<sub>2</sub> using one of the O<sub>2</sub> measurement methods specified in Table 4 of this subpart. Measurements to determine O<sub>2</sub> concentration must be made at the same time as the measurements for CO or THC concentration.

(6) If you are demonstrating compliance with the CO or THC percent reduction requirement, you must measure CO or THC emissions and O<sub>2</sub> emissions simultaneously at the inlet and outlet of the control device.

(7) If the results of the annual compliance demonstration show that the emissions exceed the levels specified in Table 6 of this subpart, the stationary RICE must be shut down as soon as safely possible, and appropriate corrective action must be taken (e.g., repairs, catalyst cleaning, catalyst replacement). The stationary RICE must be retested within 7 days of being restarted and the emissions must meet the levels specified in Table 6 of this subpart. If the retest shows that the emissions continue to exceed the specified levels, the stationary RICE must again be shut down as soon as safely possible, and the stationary RICE may not operate, except for purposes of startup and testing, until the owner/operator demonstrates through testing that the emissions do not exceed the levels specified in Table 6 of this subpart.

(d) For new, reconstructed, and rebuilt stationary RICE, deviations from the emission or operating limitations that occur during the first 200 hours of operation from engine startup (engine burn-in period) are not violations. Rebuilt stationary RICE means a stationary RICE that has been rebuilt as that term is defined in 40 CFR 94.11(a).

(e) You must also report each instance in which you did not meet the requirements in Table 8 to this subpart that apply to you. If you own or operate a new or reconstructed stationary RICE with a site rating of less than or equal to 500 brake HP located at a major source of HAP emissions (except new or reconstructed 4SLB engines greater than or equal to 250 and less than or equal to 500 brake HP), a new or reconstructed stationary RICE located at an area source of HAP emissions, or any of the following RICE with a site rating of more than 500 brake HP located at a major source of HAP emissions, you do not need to comply with the requirements in Table 8 to this subpart: An existing 2SLB stationary RICE, an existing 4SLB stationary RICE, an existing emergency stationary RICE, an existing limited use stationary RICE, or an existing stationary RICE which fires landfill gas or digester gas equivalent to 10 percent or more of the gross heat input on an annual basis. If you own or operate any of the following RICE with a site rating of more than 500 brake HP located at a major source of HAP emissions, you do not need to comply with the requirements in Table 8 to this subpart, except for the initial notification requirements: a new or reconstructed stationary RICE that combusts landfill gas or digester gas equivalent to 10 percent or more of the gross heat input on an annual basis, a new or reconstructed emergency stationary RICE, or a new or reconstructed limited use stationary RICE.

(f) If you own or operate an emergency stationary RICE, you must operate the emergency stationary RICE according to the requirements in paragraphs (f)(1) through (4) of this section. In order for the engine to be considered an emergency stationary RICE under this subpart, any operation other than emergency operation, maintenance and testing, emergency demand response, and operation in non-emergency situations for 50 hours per year, as described in paragraphs (f)(1) through (4) of this section, is prohibited. If you do not operate the engine according to the requirements in paragraphs (f)(1) through (4) of this section, the engine will not be considered an emergency engine under this subpart and must meet all requirements for non-emergency engines.

(1) There is no time limit on the use of emergency stationary RICE in emergency situations.

(2) You may operate your emergency stationary RICE for any combination of the purposes specified in paragraphs (f)(2)(i) through (iii) of this section for a maximum of 100 hours per calendar year. Any operation for non-emergency situations as allowed by paragraphs (f)(3) and (4) of this section counts as part of the 100 hours per calendar year allowed by this paragraph (f)(2).

(i) Emergency stationary RICE may be operated for maintenance checks and readiness testing, provided that the tests are recommended by federal, state or local government, the manufacturer, the vendor, the regional

transmission organization or equivalent balancing authority and transmission operator, or the insurance company associated with the engine. The owner or operator may petition the Administrator for approval of additional hours to be used for maintenance checks and readiness testing, but a petition is not required if the owner or operator maintains records indicating that federal, state, or local standards require maintenance and testing of emergency RICE beyond 100 hours per calendar year.

(ii) Emergency stationary RICE may be operated for emergency demand response for periods in which the Reliability Coordinator under the North American Electric Reliability Corporation (NERC) Reliability Standard EOP-002-3, Capacity and Energy Emergencies (incorporated by reference, see § 63.14), or other authorized entity as determined by the Reliability Coordinator, has declared an Energy Emergency Alert Level 2 as defined in the NERC Reliability Standard EOP-002-3.

(iii) Emergency stationary RICE may be operated for periods where there is a deviation of voltage or frequency of 5 percent or greater below standard voltage or frequency.

(3) Emergency stationary RICE located at major sources of HAP may be operated for up to 50 hours per calendar year in non-emergency situations. The 50 hours of operation in non-emergency situations are counted as part of the 100 hours per calendar year for maintenance and testing and emergency demand response provided in paragraph (f)(2) of this section. The 50 hours per year for non-emergency situations cannot be used for peak shaving or non-emergency demand response, or to generate income for a facility to supply power to an electric grid or otherwise supply power as part of a financial arrangement with another entity.

(4) Emergency stationary RICE located at area sources of HAP may be operated for up to 50 hours per calendar year in non-emergency situations. The 50 hours of operation in non-emergency situations are counted as part of the 100 hours per calendar year for maintenance and testing and emergency demand response provided in paragraph (f)(2) of this section. Except as provided in paragraphs (f)(4)(i) and (ii) of this section, the 50 hours per year for non-emergency situations cannot be used for peak shaving or non-emergency demand response, or to generate income for a facility to an electric grid or otherwise supply power as part of a financial arrangement with another entity.

(i) Prior to May 3, 2014, the 50 hours per year for non-emergency situations can be used for peak shaving or non-emergency demand response to generate income for a facility, or to otherwise supply power as part of a financial arrangement with another entity if the engine is operated as part of a peak shaving (load management program) with the local distribution system operator and the power is provided only to the facility itself or to support the local distribution system.

(ii) The 50 hours per year for non-emergency situations can be used to supply power as part of a financial arrangement with another entity if all of the following conditions are met:

(A) The engine is dispatched by the local balancing authority or local transmission and distribution system operator.

(B) The dispatch is intended to mitigate local transmission and/or distribution limitations so as to avert potential voltage collapse or line overloads that could lead to the interruption of power supply in a local area or region.

(C) The dispatch follows reliability, emergency operation or similar protocols that follow specific NERC, regional, state, public utility commission or local standards or guidelines.

(D) The power is provided only to the facility itself or to support the local transmission and distribution system.

(E) The owner or operator identifies and records the entity that dispatches the engine and the specific NERC, regional, state, public utility commission or local standards or guidelines that are being followed for dispatching the engine. The local balancing authority or local transmission and distribution system operator may keep these records on behalf of the engine owner or operator.

[69 FR 33506, June 15, 2004, as amended at 71 FR 20467, Apr. 20, 2006; 73 FR 3606, Jan. 18, 2008; 75 FR 9676, Mar. 3, 2010; 75 FR 51591, Aug. 20, 2010; 78 FR 6704, Jan. 30, 2013]



## Notifications, Reports, and Records

### § 63.6645 What notifications must I submit and when?

(a) You must submit all of the notifications in §§ 63.7(b) and (c), 63.8(e), (f)(4) and (f)(6), 63.9(b) through (e), and (g) and (h) that apply to you by the dates specified if you own or operate any of the following;

(1) An existing stationary RICE with a site rating of less than or equal to 500 brake HP located at a major source of HAP emissions.

(2) An existing stationary RICE located at an area source of HAP emissions.

(3) A stationary RICE with a site rating of more than 500 brake HP located at a major source of HAP emissions.

(4) A new or reconstructed 4SLB stationary RICE with a site rating of greater than or equal to 250 HP located at a major source of HAP emissions.

(5) This requirement does not apply if you own or operate an existing stationary RICE less than 100 HP, an existing stationary emergency RICE, or an existing stationary RICE that is not subject to any numerical emission standards.

(b) As specified in § 63.9(b)(2), if you start up your stationary RICE with a site rating of more than 500 brake HP located at a major source of HAP emissions before the effective date of this subpart, you must submit an Initial Notification not later than December 13, 2004.

(c) If you start up your new or reconstructed stationary RICE with a site rating of more than 500 brake HP located at a major source of HAP emissions on or after August 16, 2004, you must submit an Initial Notification not later than 120 days after you become subject to this subpart.

(d) As specified in § 63.9(b)(2), if you start up your stationary RICE with a site rating of equal to or less than 500 brake HP located at a major source of HAP emissions before the effective date of this subpart and you are required to submit an initial notification, you must submit an Initial Notification not later than July 16, 2008.

(e) If you start up your new or reconstructed stationary RICE with a site rating of equal to or less than 500 brake HP located at a major source of HAP emissions on or after March 18, 2008 and you are required to submit an initial notification, you must submit an Initial Notification not later than 120 days after you become subject to this subpart.

(f) If you are required to submit an Initial Notification but are otherwise not affected by the requirements of this subpart, in accordance with § 63.6590(b), your notification should include the information in § 63.9(b)(2)(i) through (v), and a statement that your stationary RICE has no additional requirements and explain the basis of the exclusion (for example, that it operates exclusively as an emergency stationary RICE if it has a site rating of more than 500 brake HP located at a major source of HAP emissions).

(g) If you are required to conduct a performance test, you must submit a Notification of Intent to conduct a performance test at least 60 days before the performance test is scheduled to begin as required in § 63.7(b)(1).

(h) If you are required to conduct a performance test or other initial compliance demonstration as specified in Tables 4 and 5 to this subpart, you must submit a Notification of Compliance Status according to § 63.9(h)(2)(ii).

(1) For each initial compliance demonstration required in Table 5 to this subpart that does not include a performance test, you must submit the Notification of Compliance Status before the close of business on the 30th day following the completion of the initial compliance demonstration.

(2) For each initial compliance demonstration required in Table 5 to this subpart that includes a performance test conducted according to the requirements in Table 3 to this subpart, you must submit the Notification of Compliance Status, including the performance test results, before the close of business on the 60th day following the completion of the performance test according to § 63.10(d)(2).

(i) If you own or operate an existing non-emergency CI RICE with a site rating of more than 300 HP located at an area source of HAP emissions that is certified to the Tier 1 or Tier 2 emission standards in Table 1 of 40 CFR 89.112 and subject to an enforceable state or local standard requiring engine replacement and you intend to meet management practices rather than emission limits, as specified in § 63.6603(d), you must submit a notification by March 3, 2013, stating that you intend to use the provision in § 63.6603(d) and identifying the state or local regulation that the engine is subject to.

[73 FR 3606, Jan. 18, 2008, as amended at 75 FR 9677, Mar. 3, 2010; 75 FR 51591, Aug. 20, 2010; 78 FR 6705, Jan. 30, 2013]

**§ 63.6650 What reports must I submit and when?**

(a) You must submit each report in Table 7 of this subpart that applies to you.

(b) Unless the Administrator has approved a different schedule for submission of reports under § 63.10(a), you must submit each report by the date in Table 7 of this subpart and according to the requirements in paragraphs (b)(1) through (b)(9) of this section.

(1) For semiannual Compliance reports, the first Compliance report must cover the period beginning on the compliance date that is specified for your affected source in § 63.6595 and ending on June 30 or December 31, whichever date is the first date following the end of the first calendar half after the compliance date that is specified for your source in § 63.6595.

(2) For semiannual Compliance reports, the first Compliance report must be postmarked or delivered no later than July 31 or January 31, whichever date follows the end of the first calendar half after the compliance date that is specified for your affected source in § 63.6595.

(3) For semiannual Compliance reports, each subsequent Compliance report must cover the semiannual reporting period from January 1 through June 30 or the semiannual reporting period from July 1 through December 31.

(4) For semiannual Compliance reports, each subsequent Compliance report must be postmarked or delivered no later than July 31 or January 31, whichever date is the first date following the end of the semiannual reporting period.

(5) For each stationary RICE that is subject to permitting regulations pursuant to 40 CFR part 70 or 71, and if the permitting authority has established dates for submitting semiannual reports pursuant to 40 CFR 70.6(a)(3)(iii)(A) or 40 CFR 71.6 (a)(3)(iii)(A), you may submit the first and subsequent Compliance reports according to the dates the permitting authority has established instead of according to the dates in paragraphs (b)(1) through (b)(4) of this section.

(6) For annual Compliance reports, the first Compliance report must cover the period beginning on the compliance date that is specified for your affected source in § 63.6595 and ending on December 31.

(7) For annual Compliance reports, the first Compliance report must be postmarked or delivered no later than January 31 following the end of the first calendar year after the compliance date that is specified for your affected source in § 63.6595.

(8) For annual Compliance reports, each subsequent Compliance report must cover the annual reporting period from January 1 through December 31.

(9) For annual Compliance reports, each subsequent Compliance report must be postmarked or delivered no later than January 31.

(c) The Compliance report must contain the information in paragraphs (c)(1) through (6) of this section.

(1) Company name and address.

(2) Statement by a responsible official, with that official's name, title, and signature, certifying the accuracy of the content of the report.

(3) Date of report and beginning and ending dates of the reporting period.

(4) If you had a malfunction during the reporting period, the compliance report must include the number, duration, and a brief description for each type of malfunction which occurred during the reporting period and which caused or may have caused any applicable emission limitation to be exceeded. The report must also include a description of actions taken by an owner or operator during a malfunction of an affected source to minimize emissions in accordance with § 63.6605(b), including actions taken to correct a malfunction.

(5) If there are no deviations from any emission or operating limitations that apply to you, a statement that there were no deviations from the emission or operating limitations during the reporting period.

(6) If there were no periods during which the continuous monitoring system (CMS), including CEMS and CPMS, was out-of-control, as specified in § 63.8(c)(7), a statement that there were no periods during which the CMS was out-of-control during the reporting period.

(d) For each deviation from an emission or operating limitation that occurs for a stationary RICE where you are not using a CMS to comply with the emission or operating limitations in this subpart, the Compliance report must contain the information in paragraphs (c)(1) through (4) of this section and the information in paragraphs (d)(1) and (2) of this section.

(1) The total operating time of the stationary RICE at which the deviation occurred during the reporting period.

(2) Information on the number, duration, and cause of deviations (including unknown cause, if applicable), as applicable, and the corrective action taken.

(e) For each deviation from an emission or operating limitation occurring for a stationary RICE where you are using a CMS to comply with the emission and operating limitations in this subpart, you must include information in paragraphs (c)(1) through (4) and (e)(1) through (12) of this section.

(1) The date and time that each malfunction started and stopped.

(2) The date, time, and duration that each CMS was inoperative, except for zero (low-level) and high-level checks.

(3) The date, time, and duration that each CMS was out-of-control, including the information in § 63.8(c)(8).

(4) The date and time that each deviation started and stopped, and whether each deviation occurred during a period of malfunction or during another period.

(5) A summary of the total duration of the deviation during the reporting period, and the total duration as a percent of the total source operating time during that reporting period.

(6) A breakdown of the total duration of the deviations during the reporting period into those that are due to control equipment problems, process problems, other known causes, and other unknown causes.

(7) A summary of the total duration of CMS downtime during the reporting period, and the total duration of CMS downtime as a percent of the total operating time of the stationary RICE at which the CMS downtime occurred during that reporting period.

(8) An identification of each parameter and pollutant (CO or formaldehyde) that was monitored at the stationary RICE.

(9) A brief description of the stationary RICE.

(10) A brief description of the CMS.

(11) The date of the latest CMS certification or audit.

(12) A description of any changes in CMS, processes, or controls since the last reporting period.

(f) Each affected source that has obtained a title V operating permit pursuant to 40 CFR part 70 or 71 must report all deviations as defined in this subpart in the semiannual monitoring report required by 40 CFR 70.6 (a)(3)(iii)(A) or 40 CFR 71.6(a)(3)(iii)(A). If an affected source submits a Compliance report pursuant to Table 7 of this subpart along with, or as part of, the semiannual monitoring report required by 40 CFR 70.6(a)(3)(iii)(A) or 40 CFR 71.6(a)(3)(iii)(A), and the Compliance report includes all required information concerning deviations from any emission or operating limitation in this subpart, submission of the Compliance report shall be deemed to satisfy any obligation to report the same deviations in the semiannual monitoring report. However, submission of a Compliance report shall not otherwise affect any obligation the affected source may have to report deviations from permit requirements to the permit authority.

(g) If you are operating as a new or reconstructed stationary RICE which fires landfill gas or digester gas equivalent to 10 percent or more of the gross heat input on an annual basis, you must submit an annual report according to Table 7 of this subpart by the date specified unless the Administrator has approved a different schedule, according to the information described in paragraphs (b)(1) through (b)(5) of this section. You must report the data specified in (g)(1) through (g)(3) of this section.

(1) Fuel flow rate of each fuel and the heating values that were used in your calculations. You must also demonstrate that the percentage of heat input provided by landfill gas or digester gas is equivalent to 10 percent or more of the total fuel consumption on an annual basis.

(2) The operating limits provided in your federally enforceable permit, and any deviations from these limits.

(3) Any problems or errors suspected with the meters.

(h) If you own or operate an emergency stationary RICE with a site rating of more than 100 brake HP that operates or is contractually obligated to be available for more than 15 hours per calendar year for the purposes specified in § 63.6640(f)(2)(ii) and (iii) or that operates for the purpose specified in § 63.6640(f)(4)(ii), you must submit an annual report according to the requirements in paragraphs (h)(1) through (3) of this section.

(1) The report must contain the following information:

(i) Company name and address where the engine is located.

(ii) Date of the report and beginning and ending dates of the reporting period.

(iii) Engine site rating and model year.

(iv) Latitude and longitude of the engine in decimal degrees reported to the fifth decimal place.

(v) Hours operated for the purposes specified in § 63.6640(f)(2)(ii) and (iii), including the date, start time, and end time for engine operation for the purposes specified in § 63.6640(f)(2)(ii) and (iii).

(vi) Number of hours the engine is contractually obligated to be available for the purposes specified in § 63.6640(f)(2)(ii) and (iii).

(vii) Hours spent for operation for the purpose specified in § 63.6640(f)(4)(ii), including the date, start time, and end time for engine operation for the purposes specified in § 63.6640(f)(4)(ii). The report must also identify the entity that dispatched the engine and the situation that necessitated the dispatch of the engine.

(viii) If there were no deviations from the fuel requirements in § 63.6604 that apply to the engine (if any), a statement that there were no deviations from the fuel requirements during the reporting period.

(ix) If there were deviations from the fuel requirements in § 63.6604 that apply to the engine (if any), information on the number, duration, and cause of deviations, and the corrective action taken.

(2) The first annual report must cover the calendar year 2015 and must be submitted no later than March 31, 2016. Subsequent annual reports for each calendar year must be submitted no later than March 31 of the following calendar year.

(3) The annual report must be submitted electronically using the subpart specific reporting form in the Compliance and Emissions Data Reporting Interface (CEDRI) that is accessed through EPA's Central Data Exchange (CDX) ([www.epa.gov/cdx](http://www.epa.gov/cdx)). However, if the reporting form specific to this subpart is not available in CEDRI at the time that the report is due, the written report must be submitted to the Administrator at the appropriate address listed in § 63.13.

[69 FR 33506, June 15, 2004, as amended at 75 FR 9677, Mar. 3, 2010; 78 FR 6705, Jan. 30, 2013]

**§ 63.6655 What records must I keep?**

(a) If you must comply with the emission and operating limitations, you must keep the records described in paragraphs (a)(1) through (a)(5), (b)(1) through (b)(3) and (c) of this section.

(1) A copy of each notification and report that you submitted to comply with this subpart, including all documentation supporting any Initial Notification or Notification of Compliance Status that you submitted, according to the requirement in § 63.10(b)(2)(xiv).

(2) Records of the occurrence and duration of each malfunction of operation ( *i.e.*, process equipment) or the air pollution control and monitoring equipment.

(3) Records of performance tests and performance evaluations as required in § 63.10(b)(2)(viii).

(4) Records of all required maintenance performed on the air pollution control and monitoring equipment.

(5) Records of actions taken during periods of malfunction to minimize emissions in accordance with § 63.6605(b), including corrective actions to restore malfunctioning process and air pollution control and monitoring equipment to its normal or usual manner of operation.

(b) For each CEMS or CPMS, you must keep the records listed in paragraphs (b)(1) through (3) of this section.

(1) Records described in § 63.10(b)(2)(vi) through (xi).

(2) Previous ( *i.e.*, superseded) versions of the performance evaluation plan as required in § 63.8(d)(3).

(3) Requests for alternatives to the relative accuracy test for CEMS or CPMS as required in § 63.8(f)(6)(i), if applicable.

(c) If you are operating a new or reconstructed stationary RICE which fires landfill gas or digester gas equivalent to 10 percent or more of the gross heat input on an annual basis, you must keep the records of your daily fuel usage monitors.

(d) You must keep the records required in Table 6 of this subpart to show continuous compliance with each emission or operating limitation that applies to you.

(e) You must keep records of the maintenance conducted on the stationary RICE in order to demonstrate that you operated and maintained the stationary RICE and after-treatment control device (if any) according to your own maintenance plan if you own or operate any of the following stationary RICE;

(1) An existing stationary RICE with a site rating of less than 100 brake HP located at a major source of HAP emissions.

(2) An existing stationary emergency RICE.

(3) An existing stationary RICE located at an area source of HAP emissions subject to management practices as shown in Table 2d to this subpart.

(f) If you own or operate any of the stationary RICE in paragraphs (f)(1) through (2) of this section, you must keep records of the hours of operation of the engine that is recorded through the non-resettable hour meter. The owner or operator must document how many hours are spent for emergency operation, including what classified the operation as emergency and how many hours are spent for non-emergency operation. If the engine is used for the purposes specified in § 63.6640(f)(2)(ii) or (iii) or § 63.6640(f)(4)(ii), the owner or operator must keep records of the notification of the emergency situation, and the date, start time, and end time of engine operation for these purposes.

(1) An existing emergency stationary RICE with a site rating of less than or equal to 500 brake HP located at a major source of HAP emissions that does not meet the standards applicable to non-emergency engines.

(2) An existing emergency stationary RICE located at an area source of HAP emissions that does not meet the standards applicable to non-emergency engines.

[69 FR 33506, June 15, 2004, as amended at 75 FR 9678, Mar. 3, 2010; 75 FR 51592, Aug. 20, 2010; 78 FR 6706, Jan. 30, 2013]

#### **§ 63.6660 In what form and how long must I keep my records?**

(a) Your records must be in a form suitable and readily available for expeditious review according to § 63.10(b)(1).

(b) As specified in § 63.10(b)(1), you must keep each record for 5 years following the date of each occurrence, measurement, maintenance, corrective action, report, or record.

(c) You must keep each record readily accessible in hard copy or electronic form for at least 5 years after the date of each occurrence, measurement, maintenance, corrective action, report, or record, according to § 63.10(b)(1).

[69 FR 33506, June 15, 2004, as amended at 75 FR 9678, Mar. 3, 2010]

#### **Other Requirements and Information**

#### **§ 63.6665 What parts of the General Provisions apply to me?**

Table 8 to this subpart shows which parts of the General Provisions in §§ 63.1 through 63.15 apply to you. If you own or operate a new or reconstructed stationary RICE with a site rating of less than or equal to 500 brake HP located at a major source of HAP emissions (except new or reconstructed 4SLB engines greater than or equal to 250 and less than or equal to 500 brake HP), a new or reconstructed stationary RICE located at an area source of HAP emissions, or any of the following RICE with a site rating of more than 500 brake HP located at a major source of HAP emissions, you do not need to comply with any of the requirements of the General Provisions specified in Table 8: An existing 2SLB stationary RICE, an existing 4SLB stationary RICE, an existing stationary RICE that combusts landfill or digester gas equivalent to 10 percent or more of the gross heat input on an annual basis, an existing emergency stationary RICE, or an existing limited use stationary RICE. If you own or operate any of the following RICE with a site rating of more than 500 brake HP located at a major source of HAP emissions, you do not need to comply with the requirements in the General Provisions specified in Table 8 except for the initial notification requirements: A new stationary RICE that combusts landfill gas or digester gas equivalent to 10 percent or more of the gross heat input on an annual basis, a new emergency stationary RICE, or a new limited use stationary RICE.

[75 FR 9678, Mar. 3, 2010]

**§ 63.6670 Who implements and enforces this subpart?**

(a) This subpart is implemented and enforced by the U.S. EPA, or a delegated authority such as your State, local, or tribal agency. If the U.S. EPA Administrator has delegated authority to your State, local, or tribal agency, then that agency (as well as the U.S. EPA) has the authority to implement and enforce this subpart. You should contact your U.S. EPA Regional Office to find out whether this subpart is delegated to your State, local, or tribal agency.

(b) In delegating implementation and enforcement authority of this subpart to a State, local, or tribal agency under 40 CFR part 63, subpart E, the authorities contained in paragraph (c) of this section are retained by the Administrator of the U.S. EPA and are not transferred to the State, local, or tribal agency.

(c) The authorities that will not be delegated to State, local, or tribal agencies are:

(1) Approval of alternatives to the non-opacity emission limitations and operating limitations in § 63.6600 under § 63.6(g).

(2) Approval of major alternatives to test methods under § 63.7(e)(2)(ii) and (f) and as defined in § 63.90.

(3) Approval of major alternatives to monitoring under § 63.8(f) and as defined in § 63.90.

(4) Approval of major alternatives to recordkeeping and reporting under § 63.10(f) and as defined in § 63.90.

(5) Approval of a performance test which was conducted prior to the effective date of the rule, as specified in § 63.6610(b).

**§ 63.6675 What definitions apply to this subpart?**

Terms used in this subpart are defined in the Clean Air Act (CAA); in 40 CFR 63.2, the General Provisions of this part; and in this section as follows:

*Alaska Railbelt Grid* means the service areas of the six regulated public utilities that extend from Fairbanks to Anchorage and the Kenai Peninsula. These utilities are Golden Valley Electric Association; Chugach Electric Association; Matanuska Electric Association; Homer Electric Association; Anchorage Municipal Light & Power; and the City of Seward Electric System.

*Area source* means any stationary source of HAP that is not a major source as defined in part 63.

*Associated equipment* as used in this subpart and as referred to in section 112(n)(4) of the CAA, means equipment associated with an oil or natural gas exploration or production well, and includes all equipment from the well bore to the point of custody transfer, except glycol dehydration units, storage vessels with potential for flash emissions, combustion turbines, and stationary RICE.

*Backup power for renewable energy* means an engine that provides backup power to a facility that generates electricity from renewable energy resources, as that term is defined in Alaska Statute 42.45.045(l)(5) (incorporated by reference, see § 63.14).

*Black start engine* means an engine whose only purpose is to start up a combustion turbine.

*CAA* means the Clean Air Act (42 U.S.C. 7401 *et seq.*, as amended by Public Law 101-549, 104 Stat. 2399).

*Commercial emergency stationary RICE* means an emergency stationary RICE used in commercial establishments such as office buildings, hotels, stores, telecommunications facilities, restaurants, financial institutions such as banks, doctor's offices, and sports and performing arts facilities.

*Compression ignition* means relating to a type of stationary internal combustion engine that is not a spark ignition engine.

*Custody transfer* means the transfer of hydrocarbon liquids or natural gas: After processing and/or treatment in the producing operations, or from storage vessels or automatic transfer facilities or other such equipment, including product loading racks, to pipelines or any other forms of transportation. For the purposes of this subpart, the point at which such liquids or natural gas enters a natural gas processing plant is a point of custody transfer.

*Deviation* means any instance in which an affected source subject to this subpart, or an owner or operator of such a source:

- (1) Fails to meet any requirement or obligation established by this subpart, including but not limited to any emission limitation or operating limitation;
- (2) Fails to meet any term or condition that is adopted to implement an applicable requirement in this subpart and that is included in the operating permit for any affected source required to obtain such a permit; or
- (3) Fails to meet any emission limitation or operating limitation in this subpart during malfunction, regardless or whether or not such failure is permitted by this subpart.
- (4) Fails to satisfy the general duty to minimize emissions established by § 63.6(e)(1)(i).

*Diesel engine* means any stationary RICE in which a high boiling point liquid fuel injected into the combustion chamber ignites when the air charge has been compressed to a temperature sufficiently high for auto-ignition. This process is also known as compression ignition.

*Diesel fuel* means any liquid obtained from the distillation of petroleum with a boiling point of approximately 150 to 360 degrees Celsius. One commonly used form is fuel oil number 2. Diesel fuel also includes any non-distillate fuel with comparable physical and chemical properties ( e.g. biodiesel) that is suitable for use in compression ignition engines.

*Digester gas* means any gaseous by-product of wastewater treatment typically formed through the anaerobic decomposition of organic waste materials and composed principally of methane and CO<sub>2</sub> .

*Dual-fuel engine* means any stationary RICE in which a liquid fuel (typically diesel fuel) is used for compression ignition and gaseous fuel (typically natural gas) is used as the primary fuel.

*Emergency stationary RICE* means any stationary reciprocating internal combustion engine that meets all of the criteria in paragraphs (1) through (3) of this definition. All emergency stationary RICE must comply with the requirements specified in § 63.6640(f) in order to be considered emergency stationary RICE. If the engine does not comply with the requirements specified in § 63.6640(f), then it is not considered to be an emergency stationary RICE under this subpart.

(1) The stationary RICE is operated to provide electrical power or mechanical work during an emergency situation. Examples include stationary RICE used to produce power for critical networks or equipment (including power supplied to portions of a facility) when electric power from the local utility (or the normal power source, if the facility runs on its own power production) is interrupted, or stationary RICE used to pump water in the case of fire or flood, etc.

(2) The stationary RICE is operated under limited circumstances for situations not included in paragraph (1) of this definition, as specified in § 63.6640(f).

(3) The stationary RICE operates as part of a financial arrangement with another entity in situations not included in paragraph (1) of this definition only as allowed in § 63.6640(f)(2)(ii) or (iii) and § 63.6640(f)(4)(i) or (ii).

*Engine startup* means the time from initial start until applied load and engine and associated equipment reaches steady state or normal operation. For stationary engine with catalytic controls, engine startup means the time from initial start until applied load and engine and associated equipment, including the catalyst, reaches steady state or normal operation.



*Four-stroke engine* means any type of engine which completes the power cycle in two crankshaft revolutions, with intake and compression strokes in the first revolution and power and exhaust strokes in the second revolution.

*Gaseous fuel* means a material used for combustion which is in the gaseous state at standard atmospheric temperature and pressure conditions.

*Gasoline* means any fuel sold in any State for use in motor vehicles and motor vehicle engines, or nonroad or stationary engines, and commonly or commercially known or sold as gasoline.

*Glycol dehydration unit* means a device in which a liquid glycol (including, but not limited to, ethylene glycol, diethylene glycol, or triethylene glycol) absorbent directly contacts a natural gas stream and absorbs water in a contact tower or absorption column (absorber). The glycol contacts and absorbs water vapor and other gas stream constituents from the natural gas and becomes "rich" glycol. This glycol is then regenerated in the glycol dehydration unit reboiler. The "lean" glycol is then recycled.

*Hazardous air pollutants (HAP)* means any air pollutants listed in or pursuant to section 112(b) of the CAA.

*Institutional emergency stationary RICE* means an emergency stationary RICE used in institutional establishments such as medical centers, nursing homes, research centers, institutions of higher education, correctional facilities, elementary and secondary schools, libraries, religious establishments, police stations, and fire stations.

*ISO standard day conditions* means 288 degrees Kelvin (15 degrees Celsius), 60 percent relative humidity and 101.3 kilopascals pressure.

*Landfill gas* means a gaseous by-product of the land application of municipal refuse typically formed through the anaerobic decomposition of waste materials and composed principally of methane and CO<sub>2</sub>.

*Lean burn engine* means any two-stroke or four-stroke spark ignited engine that does not meet the definition of a rich burn engine.

*Limited use stationary RICE* means any stationary RICE that operates less than 100 hours per year.

*Liquefied petroleum gas* means any liquefied hydrocarbon gas obtained as a by-product in petroleum refining of natural gas production.

*Liquid fuel* means any fuel in liquid form at standard temperature and pressure, including but not limited to diesel, residual/crude oil, kerosene/naphtha (jet fuel), and gasoline.

*Major Source*, as used in this subpart, shall have the same meaning as in § 63.2, except that:

- (1) Emissions from any oil or gas exploration or production well (with its associated equipment (as defined in this section)) and emissions from any pipeline compressor station or pump station shall not be aggregated with emissions from other similar units, to determine whether such emission points or stations are major sources, even when emission points are in a contiguous area or under common control;
- (2) For oil and gas production facilities, emissions from processes, operations, or equipment that are not part of the same oil and gas production facility, as defined in § 63.1271 of subpart HHH of this part, shall not be aggregated;
- (3) For production field facilities, only HAP emissions from glycol dehydration units, storage vessel with the potential for flash emissions, combustion turbines and reciprocating internal combustion engines shall be aggregated for a major source determination; and
- (4) Emissions from processes, operations, and equipment that are not part of the same natural gas transmission and storage facility, as defined in § 63.1271 of subpart HHH of this part, shall not be aggregated.

*Malfunction* means any sudden, infrequent, and not reasonably preventable failure of air pollution control equipment, process equipment, or a process to operate in a normal or usual manner which causes, or has the potential to cause, the emission limitations in an applicable standard to be exceeded. Failures that are caused in part by poor maintenance or careless operation are not malfunctions.

*Natural gas* means a naturally occurring mixture of hydrocarbon and non-hydrocarbon gases found in geologic formations beneath the Earth's surface, of which the principal constituent is methane. Natural gas may be field or pipeline quality.

*Non-selective catalytic reduction (NSCR)* means an add-on catalytic nitrogen oxides (NO<sub>x</sub>) control device for rich burn engines that, in a two-step reaction, promotes the conversion of excess oxygen, NO<sub>x</sub>, CO, and volatile organic compounds (VOC) into CO<sub>2</sub>, nitrogen, and water.

*Oil and gas production facility* as used in this subpart means any grouping of equipment where hydrocarbon liquids are processed, upgraded (i.e., remove impurities or other constituents to meet contract specifications), or stored prior to the point of custody transfer; or where natural gas is processed, upgraded, or stored prior to entering the natural gas transmission and storage source category. For purposes of a major source determination, facility (including a building, structure, or installation) means oil and natural gas production and processing equipment that is located within the boundaries of an individual surface site as defined in this section. Equipment that is part of a facility will typically be located within close proximity to other equipment located at the same facility. Pieces of production equipment or groupings of equipment located on different oil and gas leases, mineral fee tracts, lease tracts, subsurface or surface unit areas, surface fee tracts, surface lease tracts, or separate surface sites, whether or not connected by a road, waterway, power line or pipeline, shall not be considered part of the same facility. Examples of facilities in the oil and natural gas production source category include, but are not limited to, well sites, satellite tank batteries, central tank batteries, a compressor station that transports natural gas to a natural gas processing plant, and natural gas processing plants.

*Oxidation catalyst* means an add-on catalytic control device that controls CO and VOC by oxidation.

*Peaking unit or engine* means any standby engine intended for use during periods of high demand that are not emergencies.

*Percent load* means the fractional power of an engine compared to its maximum manufacturer's design capacity at engine site conditions. Percent load may range between 0 percent to above 100 percent.

*Potential to emit* means the maximum capacity of a stationary source to emit a pollutant under its physical and operational design. Any physical or operational limitation on the capacity of the stationary source to emit a pollutant, including air pollution control equipment and restrictions on hours of operation or on the type or amount of material combusted, stored, or processed, shall be treated as part of its design if the limitation or the effect it would have on emissions is federally enforceable. For oil and natural gas production facilities subject to subpart HH of this part, the potential to emit provisions in § 63.760(a) may be used. For natural gas transmission and storage facilities subject to subpart HHH of this part, the maximum annual facility gas throughput for storage facilities may be determined according to § 63.1270(a)(1) and the maximum annual throughput for transmission facilities may be determined according to § 63.1270(a)(2).

*Production field facility* means those oil and gas production facilities located prior to the point of custody transfer.

*Production well* means any hole drilled in the earth from which crude oil, condensate, or field natural gas is extracted.

*Propane* means a colorless gas derived from petroleum and natural gas, with the molecular structure C<sub>3</sub>H<sub>8</sub>.

*Remote stationary RICE* means stationary RICE meeting any of the following criteria:

(1) Stationary RICE located in an offshore area that is beyond the line of ordinary low water along that portion of the coast of the United States that is in direct contact with the open seas and beyond the line marking the seaward limit of inland waters.

(2) Stationary RICE located on a pipeline segment that meets both of the criteria in paragraphs (2)(i) and (ii) of this definition.

(i) A pipeline segment with 10 or fewer buildings intended for human occupancy and no buildings with four or more stories within 220 yards (200 meters) on either side of the centerline of any continuous 1-mile (1.6 kilometers) length of pipeline. Each separate dwelling unit in a multiple dwelling unit building is counted as a separate building intended for human occupancy.

(ii) The pipeline segment does not lie within 100 yards (91 meters) of either a building or a small, well-defined outside area (such as a playground, recreation area, outdoor theater, or other place of public assembly) that is occupied by 20 or more persons on at least 5 days a week for 10 weeks in any 12-month period. The days and weeks need not be consecutive. The building or area is considered occupied for a full day if it is occupied for any portion of the day.

(iii) For purposes of this paragraph (2), the term pipeline segment means all parts of those physical facilities through which gas moves in transportation, including but not limited to pipe, valves, and other appurtenance attached to pipe, compressor units, metering stations, regulator stations, delivery stations, holders, and fabricated assemblies. Stationary RICE located within 50 yards (46 meters) of the pipeline segment providing power for equipment on a pipeline segment are part of the pipeline segment. Transportation of gas means the gathering, transmission, or distribution of gas by pipeline, or the storage of gas. A building is intended for human occupancy if its primary use is for a purpose involving the presence of humans.

(3) Stationary RICE that are not located on gas pipelines and that have 5 or fewer buildings intended for human occupancy and no buildings with four or more stories within a 0.25 mile radius around the engine. A building is intended for human occupancy if its primary use is for a purpose involving the presence of humans.

*Residential emergency stationary RICE* means an emergency stationary RICE used in residential establishments such as homes or apartment buildings.

*Responsible official* means responsible official as defined in 40 CFR 70.2.

*Rich burn engine* means any four-stroke spark ignited engine where the manufacturer's recommended operating air/fuel ratio divided by the stoichiometric air/fuel ratio at full load conditions is less than or equal to 1.1. Engines originally manufactured as rich burn engines, but modified prior to December 19, 2002 with passive emission control technology for NO<sub>x</sub> (such as pre-combustion chambers) will be considered lean burn engines. Also, existing engines where there are no manufacturer's recommendations regarding air/fuel ratio will be considered a rich burn engine if the excess oxygen content of the exhaust at full load conditions is less than or equal to 2 percent.

*Site-rated HP* means the maximum manufacturer's design capacity at engine site conditions.

*Spark ignition* means relating to either: A gasoline-fueled engine; or any other type of engine with a spark plug (or other sparking device) and with operating characteristics significantly similar to the theoretical Otto combustion cycle. Spark ignition engines usually use a throttle to regulate intake air flow to control power during normal operation. Dual-fuel engines in which a liquid fuel (typically diesel fuel) is used for CI and gaseous fuel (typically natural gas) is used as the primary fuel at an annual average ratio of less than 2 parts diesel fuel to 100 parts total fuel on an energy equivalent basis are spark ignition engines.

*Stationary reciprocating internal combustion engine (RICE)* means any reciprocating internal combustion engine which uses reciprocating motion to convert heat energy into mechanical work and which is not mobile. Stationary RICE differ from mobile RICE in that a stationary RICE is not a non-road engine as defined at 40 CFR 1068.30, and is not used to propel a motor vehicle or a vehicle used solely for competition.

*Stationary RICE test cell/stand* means an engine test cell/stand, as defined in subpart P of this part, that tests stationary RICE.

*Stoichiometric* means the theoretical air-to-fuel ratio required for complete combustion.

*Storage vessel with the potential for flash emissions* means any storage vessel that contains a hydrocarbon liquid with a stock tank gas-to-oil ratio equal to or greater than 0.31 cubic meters per liter and an American Petroleum

Institute gravity equal to or greater than 40 degrees and an actual annual average hydrocarbon liquid throughput equal to or greater than 79,500 liters per day. Flash emissions occur when dissolved hydrocarbons in the fluid evolve from solution when the fluid pressure is reduced.

*Subpart* means 40 CFR part 63, subpart ZZZZ.

*Surface site* means any combination of one or more graded pad sites, gravel pad sites, foundations, platforms, or the immediate physical location upon which equipment is physically affixed.

*Two-stroke engine* means a type of engine which completes the power cycle in single crankshaft revolution by combining the intake and compression operations into one stroke and the power and exhaust operations into a second stroke. This system requires auxiliary scavenging and inherently runs lean of stoichiometric.

[69 FR 33506, June 15, 2004, as amended at 71 FR 20467, Apr. 20, 2006; 73 FR 3607, Jan. 18, 2008; 75 FR 9679, Mar. 3, 2010; 75 FR 51592, Aug. 20, 2010; 76 FR 12867, Mar. 9, 2011; 78 FR 6706, Jan. 30, 2013]

**Table 1 a to Subpart ZZZZ of Part 63—Emission Limitations for Existing, New, and Reconstructed Spark Ignition, 4SRB Stationary RICE > 500 HP Located at a Major Source of HAP Emissions**

As stated in §§ 63.6600 and 63.6640, you must comply with the following emission limitations at 100 percent load plus or minus 10 percent for existing, new and reconstructed 4SRB stationary RICE >500 HP located at a major source of HAP emissions:

For each . . .	You must meet the following emission limitation, except during periods of startup . . .	During periods of startup you must . . .
1. 4SRB stationary RICE	a. Reduce formaldehyde emissions by 76 percent or more. If you commenced construction or reconstruction between December 19, 2002 and June 15, 2004, you may reduce formaldehyde emissions by 75 percent or more until June 15, 2007 or	Minimize the engine's time spent at idle and minimize the engine's startup time at startup to a period needed for appropriate and safe loading of the engine, not to exceed 30 minutes, after which time the non-startup emission limitations apply. <sup>1</sup>
	b. Limit the concentration of formaldehyde in the stationary RICE exhaust to 350 ppbvd or less at 15 percent O <sub>2</sub>	

<sup>1</sup>Sources can petition the Administrator pursuant to the requirements of 40 CFR 63.6(g) for alternative work practices.

[75 FR 9679, Mar. 3, 2010, as amended at 75 FR 51592, Aug. 20, 2010]

**Table 1 b to Subpart ZZZZ of Part 63—Operating Limitations for Existing, New, and Reconstructed SI 4SRB Stationary RICE >500 HP Located at a Major Source of HAP Emissions**

As stated in §§ 63.6600, 63.6603, 63.6630 and 63.6640, you must comply with the following operating limitations for existing, new and reconstructed 4SRB stationary RICE >500 HP located at a major source of HAP emissions:

For each . . .	You must meet the following operating limitation, except during periods of startup . . .
1. existing, new and reconstructed 4SRB stationary RICE >500 HP located at a major source of HAP emissions complying with the requirement to reduce formaldehyde emissions by 76 percent or more (or by 75 percent or more, if applicable) and using NSCR; or existing, new and reconstructed 4SRB stationary RICE >500 HP located at a major source of HAP emissions complying with the requirement to limit the concentration of formaldehyde in the stationary RICE exhaust to 350 ppbvd or less at 15 percent O <sub>2</sub> and using NSCR;	a. maintain your catalyst so that the pressure drop across the catalyst does not change by more than 2 inches of water at 100 percent load plus or minus 10 percent from the pressure drop across the catalyst measured during the initial performance test; and b. maintain the temperature of your stationary RICE exhaust so that the catalyst inlet temperature is greater than or equal to 750 °F and less than or equal to 1250 °F. <sup>1</sup>
2. existing, new and reconstructed 4SRB stationary RICE >500 HP located at a major source of HAP emissions complying with the requirement to reduce formaldehyde emissions by 76 percent or more (or by 75 percent or more, if applicable) and not using NSCR; or	Comply with any operating limitations approved by the Administrator.
existing, new and reconstructed 4SRB stationary RICE >500 HP located at a major source of HAP emissions complying with the requirement to limit the concentration of formaldehyde in the stationary RICE exhaust to 350 ppbvd or less at 15 percent O <sub>2</sub> and not using NSCR.	

<sup>1</sup> Sources can petition the Administrator pursuant to the requirements of 40 CFR 63.8(f) for a different temperature range.

[78 FR 6706, Jan. 30, 2013]

**Table 2 a to Subpart ZZZZ of Part 63—Emission Limitations for New and Reconstructed 2SLB and Compression Ignition Stationary RICE >500 HP and New and Reconstructed 4SLB Stationary RICE ≥250 HP Located at a Major Source of HAP Emissions**

As stated in §§ 63.6600 and 63.6640, you must comply with the following emission limitations for new and reconstructed lean burn and new and reconstructed compression ignition stationary RICE at 100 percent load plus or minus 10 percent:

For each . . .	You must meet the following emission limitation, except during periods of startup . . .	During periods of startup you must . . .
1. 2SLB stationary RICE	a. Reduce CO emissions by 58 percent or more; or b. Limit concentration of formaldehyde in the stationary RICE exhaust to 12 ppmvd or less at 15 percent O <sub>2</sub> . If you commenced construction or reconstruction between December 19, 2002 and June 15, 2004, you may limit concentration of formaldehyde to 17 ppmvd or less at 15 percent O <sub>2</sub> until June 15, 2007	Minimize the engine's time spent at idle and minimize the engine's startup time at startup to a period needed for appropriate and safe loading of the engine, not to exceed 30 minutes, after which time the non-startup emission limitations apply. <sup>1</sup>
2. 4SLB stationary RICE	a. Reduce CO emissions by 93 percent or more; or	
	b. Limit concentration of formaldehyde in the stationary RICE exhaust to 14 ppmvd or less at 15 percent O <sub>2</sub>	

For each . . .	You must meet the following emission limitation, except during periods of startup . . .	During periods of startup you must . . .
3. CI stationary RICE	a. Reduce CO emissions by 70 percent or more; or	
	b. Limit concentration of formaldehyde in the stationary RICE exhaust to 580 ppbvd or less at 15 percent O <sub>2</sub>	

<sup>1</sup> Sources can petition the Administrator pursuant to the requirements of 40 CFR 63.6(g) for alternative work practices.

[75 FR 9680, Mar. 3, 2010]

**Table 2 b to Subpart ZZZZ of Part 63—Operating Limitations for New and Reconstructed 2SLB and CI Stationary RICE >500 HP Located at a Major Source of HAP Emissions, New and Reconstructed 4SLB Stationary RICE ≥250 HP Located at a Major Source of HAP Emissions, Existing CI Stationary RICE >500 HP**

As stated in §§ 63.6600, 63.6601, 63.6603, 63.6630, and 63.6640, you must comply with the following operating limitations for new and reconstructed 2SLB and CI stationary RICE >500 HP located at a major source of HAP emissions; new and reconstructed 4SLB stationary RICE ≥250 HP located at a major source of HAP emissions; and existing CI stationary RICE >500 HP:

For each . . .	You must meet the following operating limitation, except during periods of startup . . .
1. New and reconstructed 2SLB and CI stationary RICE >500 HP located at a major source of HAP emissions and new and reconstructed 4SLB stationary RICE ≥250 HP located at a major source of HAP emissions complying with the requirement to reduce CO emissions and using an oxidation catalyst; and New and reconstructed 2SLB and CI stationary RICE >500 HP located at a major source of HAP emissions and new and reconstructed 4SLB stationary RICE ≥250 HP located at a major source of HAP emissions complying with the requirement to limit the concentration of formaldehyde in the stationary RICE exhaust and using an oxidation catalyst.	a. maintain your catalyst so that the pressure drop across the catalyst does not change by more than 2 inches of water at 100 percent load plus or minus 10 percent from the pressure drop across the catalyst that was measured during the initial performance test; and b. maintain the temperature of your stationary RICE exhaust so that the catalyst inlet temperature is greater than or equal to 450 °F and less than or equal to 1350 °F. <sup>1</sup>
2. Existing CI stationary RICE >500 HP complying with the requirement to limit or reduce the concentration of CO in the stationary RICE exhaust and using an oxidation catalyst	a. maintain your catalyst so that the pressure drop across the catalyst does not change by more than 2 inches of water from the pressure drop across the catalyst that was measured during the initial performance test; and b. maintain the temperature of your stationary RICE exhaust so that the catalyst inlet temperature is greater than or equal to 450 °F and less than or equal to 1350 °F. <sup>1</sup>
3. New and reconstructed 2SLB and CI stationary RICE >500 HP located at a major source of HAP emissions and new and reconstructed 4SLB stationary RICE ≥250 HP located at a major source of HAP emissions complying with the requirement to reduce CO emissions and not using an oxidation catalyst; and	Comply with any operating limitations approved by the Administrator.
New and reconstructed 2SLB and CI stationary RICE >500 HP located at a major source of HAP emissions and new and reconstructed 4SLB stationary RICE ≥250 HP located at a major source of HAP emissions complying with the requirement to limit the concentration of formaldehyde in the stationary RICE exhaust and not using an oxidation catalyst; and	

For each . . .	You must meet the following operating limitation, except during periods of startup . . .
existing CI stationary RICE >500 HP complying with the requirement to limit or reduce the concentration of CO in the stationary RICE exhaust and not using an oxidation catalyst.	

<sup>1</sup> Sources can petition the Administrator pursuant to the requirements of 40 CFR 63.8(f) for a different temperature range.

[78 FR 6707, Jan. 30, 2013]

**Table 2 c to Subpart ZZZZ of Part 63—Requirements for Existing Compression Ignition Stationary RICE Located at a Major Source of HAP Emissions and Existing Spark Ignition Stationary RICE ≤500 HP Located at a Major Source of HAP Emissions**

As stated in §§ 63.6600, 63.6602, and 63.6640, you must comply with the following requirements for existing compression ignition stationary RICE located at a major source of HAP emissions and existing spark ignition stationary RICE ≤500 HP located at a major source of HAP emissions:

For each . . .	You must meet the following requirement, except during periods of startup . . .	During periods of startup you must . . .
1. Emergency stationary CI RICE and black start stationary CI RICE <sup>1</sup>	a. Change oil and filter every 500 hours of operation or annually, whichever comes first. <sup>2</sup> b. Inspect air cleaner every 1,000 hours of operation or annually, whichever comes first, and replace as necessary; c. Inspect all hoses and belts every 500 hours of operation or annually, whichever comes first, and replace as necessary. <sup>3</sup>	Minimize the engine's time spent at idle and minimize the engine's startup time at startup to a period needed for appropriate and safe loading of the engine, not to exceed 30 minutes, after which time the non-startup emission limitations apply. <sup>3</sup>
2. Non-Emergency, non-black start stationary CI RICE <100 HP	a. Change oil and filter every 1,000 hours of operation or annually, whichever comes first. <sup>2</sup> b. Inspect air cleaner every 1,000 hours of operation or annually, whichever comes first, and replace as necessary; c. Inspect all hoses and belts every 500 hours of operation or annually, whichever comes first, and replace as necessary. <sup>3</sup>	
3. Non-Emergency, non-black start CI stationary RICE 100≤HP≤300 HP	Limit concentration of CO in the stationary RICE exhaust to 230 ppmvd or less at 15 percent O <sub>2</sub> .	

For each . . .	You must meet the following requirement, except during periods of startup . . .	During periods of startup you must . . .
4. Non-Emergency, non-black start CI stationary RICE 300<HP≤500	a. Limit concentration of CO in the stationary RICE exhaust to 49 ppmvd or less at 15 percent O <sub>2</sub> ; or b. Reduce CO emissions by 70 percent or more.	
5. Non-Emergency, non-black start stationary CI RICE >500 HP	a. Limit concentration of CO in the stationary RICE exhaust to 23 ppmvd or less at 15 percent O <sub>2</sub> ; or b. Reduce CO emissions by 70 percent or more.	
6. Emergency stationary SI RICE and black start stationary SI RICE. <sup>1</sup>	a. Change oil and filter every 500 hours of operation or annually, whichever comes first; <sup>2</sup> b. Inspect spark plugs every 1,000 hours of operation or annually, whichever comes first, and replace as necessary; c. Inspect all hoses and belts every 500 hours of operation or annually, whichever comes first, and replace as necessary. <sup>3</sup>	
7. Non-Emergency, non-black start stationary SI RICE <100 HP that are not 2SLB stationary RICE	a. Change oil and filter every 1,440 hours of operation or annually, whichever comes first; <sup>2</sup> b. Inspect spark plugs every 1,440 hours of operation or annually, whichever comes first, and replace as necessary;	
	c. Inspect all hoses and belts every 1,440 hours of operation or annually, whichever comes first, and replace as necessary. <sup>3</sup>	
8. Non-Emergency, non-black start 2SLB stationary SI RICE <100 HP	a. Change oil and filter every 4,320 hours of operation or annually, whichever comes first; <sup>2</sup> b. Inspect spark plugs every 4,320 hours of operation or annually, whichever comes first, and replace as necessary;	
	c. Inspect all hoses and belts every 4,320 hours of operation or annually, whichever comes first, and replace as necessary. <sup>3</sup>	



For each . . .	You must meet the following requirement, except during periods of startup . . .	During periods of startup you must . . .
9. Non-emergency, non-black start 2SLB stationary RICE 100≤HP≤500	Limit concentration of CO in the stationary RICE exhaust to 225 ppmvd or less at 15 percent O <sub>2</sub> .	
10. Non-emergency, non-black start 4SLB stationary RICE 100≤HP≤500	Limit concentration of CO in the stationary RICE exhaust to 47 ppmvd or less at 15 percent O <sub>2</sub> .	
11. Non-emergency, non-black start 4SRB stationary RICE 100≤HP≤500	Limit concentration of formaldehyde in the stationary RICE exhaust to 10.3 ppmvd or less at 15 percent O <sub>2</sub> .	
12. Non-emergency, non-black start stationary RICE 100≤HP≤500 which combusts landfill or digester gas equivalent to 10 percent or more of the gross heat input on an annual basis	Limit concentration of CO in the stationary RICE exhaust to 177 ppmvd or less at 15 percent O <sub>2</sub> .	

<sup>1</sup> If an emergency engine is operating during an emergency and it is not possible to shut down the engine in order to perform the work practice requirements on the schedule required in Table 2c of this subpart, or if performing the work practice on the required schedule would otherwise pose an unacceptable risk under federal, state, or local law, the work practice can be delayed until the emergency is over or the unacceptable risk under federal, state, or local law has abated. The work practice should be performed as soon as practicable after the emergency has ended or the unacceptable risk under federal, state, or local law has abated. Sources must report any failure to perform the work practice on the schedule required and the federal, state or local law under which the risk was deemed unacceptable.

<sup>2</sup> Sources have the option to utilize an oil analysis program as described in § 63.6625(i) or (j) in order to extend the specified oil change requirement in Table 2c of this subpart.

<sup>3</sup> Sources can petition the Administrator pursuant to the requirements of 40 CFR 63.6(g) for alternative work practices.

[78 FR 6708, Jan. 30, 2013, as amended at 78 FR 14457, Mar. 6, 2013]

**Table 2 d to Subpart ZZZZ of Part 63—Requirements for Existing Stationary RICE Located at Area Sources of HAP Emissions**

As stated in §§ 63.6603 and 63.6640, you must comply with the following requirements for existing stationary RICE located at area sources of HAP emissions:

For each . . .	You must meet the following requirement, except during periods of startup . . .	During periods of startup you must . . .
1. Non-Emergency, non-black start CI stationary RICE ≤300 HP	a. Change oil and filter every 1,000 hours of operation or annually, whichever comes first; <sup>1</sup> b. Inspect air cleaner every 1,000 hours of operation or annually, whichever comes first, and replace as necessary; c. Inspect all hoses and belts every 500 hours of operation or annually, whichever comes first, and replace as necessary.	Minimize the engine's time spent at idle and minimize the engine's startup time at startup to a period needed for appropriate and safe loading of the engine, not to exceed 30 minutes, after which time the non-startup emission limitations apply.
2. Non-Emergency, non-black start CI stationary RICE 300<HP≤500	a. Limit concentration of CO in the stationary RICE exhaust to 49 ppmvd at 15 percent O <sub>2</sub> ; or	
	b. Reduce CO emissions by 70 percent or more.	
3. Non-Emergency, non-black start CI stationary RICE >500 HP	a. Limit concentration of CO in the stationary RICE exhaust to 23 ppmvd at 15 percent O <sub>2</sub> ; or	
	b. Reduce CO emissions by 70 percent or more.	
4. Emergency stationary CI RICE and black start stationary CI RICE. <sup>2</sup>	a. Change oil and filter every 500 hours of operation or annually, whichever comes first; <sup>1</sup>	
	b. Inspect air cleaner every 1,000 hours of operation or annually, whichever comes first, and replace as necessary; and	
	c. Inspect all hoses and belts every 500 hours of operation or annually, whichever comes first, and replace as necessary.	

For each . . .	You must meet the following requirement, except during periods of startup . . .	During periods of startup you must . . .
5. Emergency stationary SI RICE; black start stationary SI RICE; non-emergency, non-black start 4SLB stationary RICE >500 HP that operate 24 hours or less per calendar year; non-emergency, non-black start 4SRB stationary RICE >500 HP that operate 24 hours or less per calendar year. <sup>2</sup>	a. Change oil and filter every 500 hours of operation or annually, whichever comes first; <sup>1</sup> b. Inspect spark plugs every 1,000 hours of operation or annually, whichever comes first, and replace as necessary; and c. Inspect all hoses and belts every 500 hours of operation or annually, whichever comes first, and replace as necessary.	
6. Non-emergency, non-black start 2SLB stationary RICE	a. Change oil and filter every 4,320 hours of operation or annually, whichever comes first; <sup>1</sup>	
	b. Inspect spark plugs every 4,320 hours of operation or annually, whichever comes first, and replace as necessary; and	
	c. Inspect all hoses and belts every 4,320 hours of operation or annually, whichever comes first, and replace as necessary.	
7. Non-emergency, non-black start 4SLB stationary RICE ≤500 HP	a. Change oil and filter every 1,440 hours of operation or annually, whichever comes first; <sup>1</sup>	
	b. Inspect spark plugs every 1,440 hours of operation or annually, whichever comes first, and replace as necessary; and	
	c. Inspect all hoses and belts every 1,440 hours of operation or annually, whichever comes first, and replace as necessary.	
8. Non-emergency, non-black start 4SLB remote stationary RICE >500 HP	a. Change oil and filter every 2,160 hours of operation or annually, whichever comes first; <sup>1</sup>	
	b. Inspect spark plugs every 2,160 hours of operation or annually, whichever comes first, and replace as necessary; and	

For each . . .	You must meet the following requirement, except during periods of startup . . .	During periods of startup you must . . .
	c. Inspect all hoses and belts every 2,160 hours of operation or annually, whichever comes first, and replace as necessary.	
9. Non-emergency, non-black start 4SLB stationary RICE >500 HP that are not remote stationary RICE and that operate more than 24 hours per calendar year	Install an oxidation catalyst to reduce HAP emissions from the stationary RICE.	
10. Non-emergency, non-black start 4SRB stationary RICE ≤500 HP	a. Change oil and filter every 1,440 hours of operation or annually, whichever comes first; <sup>1</sup>	
	b. Inspect spark plugs every 1,440 hours of operation or annually, whichever comes first, and replace as necessary; and	
	c. Inspect all hoses and belts every 1,440 hours of operation or annually, whichever comes first, and replace as necessary.	
11. Non-emergency, non-black start 4SRB remote stationary RICE >500 HP	a. Change oil and filter every 2,160 hours of operation or annually, whichever comes first; <sup>1</sup>	
	b. Inspect spark plugs every 2,160 hours of operation or annually, whichever comes first, and replace as necessary; and	
	c. Inspect all hoses and belts every 2,160 hours of operation or annually, whichever comes first, and replace as necessary.	
12. Non-emergency, non-black start 4SRB stationary RICE >500 HP that are not remote stationary RICE and that operate more than 24 hours per calendar year	Install NSCR to reduce HAP emissions from the stationary RICE.	
13. Non-emergency, non-black start stationary RICE which combusts landfill or digester gas equivalent to 10 percent or more of the gross heat input on an annual basis	a. Change oil and filter every 1,440 hours of operation or annually, whichever comes first; <sup>1</sup> b. Inspect spark plugs every 1,440 hours of operation or annually, whichever comes first, and replace as necessary; and	

For each . . .	You must meet the following requirement, except during periods of startup . . .	During periods of startup you must . . .
	c. Inspect all hoses and belts every 1,440 hours of operation or annually, whichever comes first, and replace as necessary.	

<sup>1</sup> Sources have the option to utilize an oil analysis program as described in § 63.6625(i) or (j) in order to extend the specified oil change requirement in Table 2d of this subpart.

<sup>2</sup> If an emergency engine is operating during an emergency and it is not possible to shut down the engine in order to perform the management practice requirements on the schedule required in Table 2d of this subpart, or if performing the management practice on the required schedule would otherwise pose an unacceptable risk under federal, state, or local law, the management practice can be delayed until the emergency is over or the unacceptable risk under federal, state, or local law has abated. The management practice should be performed as soon as practicable after the emergency has ended or the unacceptable risk under federal, state, or local law has abated. Sources must report any failure to perform the management practice on the schedule required and the federal, state or local law under which the risk was deemed unacceptable.

[78 FR 6709, Jan. 30, 2013]

### Table 3 to Subpart ZZZZ of Part 63—Subsequent Performance Tests

As stated in §§ 63.6615 and 63.6620, you must comply with the following subsequent performance test requirements:

For each . . .	Complying with the requirement to . . .	You must . . .
1. New or reconstructed 2SLB stationary RICE >500 HP located at major sources; new or reconstructed 4SLB stationary RICE ≥250 HP located at major sources; and new or reconstructed CI stationary RICE >500 HP located at major sources	Reduce CO emissions and not using a CEMS	Conduct subsequent performance tests semiannually. <sup>1</sup>
2. 4SRB stationary RICE ≥5,000 HP located at major sources	Reduce formaldehyde emissions	Conduct subsequent performance tests semiannually. <sup>1</sup>
3. Stationary RICE >500 HP located at major sources and new or reconstructed 4SLB stationary RICE 250≤HP≤500 located at major sources	Limit the concentration of formaldehyde in the stationary RICE exhaust	Conduct subsequent performance tests semiannually. <sup>1</sup>
4. Existing non-emergency, non-black start CI stationary RICE >500 HP that are not limited use stationary RICE	Limit or reduce CO emissions and not using a CEMS	Conduct subsequent performance tests every 8,760 hours or 3 years, whichever comes first.
5. Existing non-emergency, non-black start CI stationary RICE >500 HP that are limited use stationary RICE	Limit or reduce CO emissions and not using a CEMS	Conduct subsequent performance tests every 8,760 hours or 5 years, whichever comes first.

<sup>1</sup> After you have demonstrated compliance for two consecutive tests, you may reduce the frequency of subsequent performance tests to annually. If the results of any subsequent annual performance test indicate the stationary RICE is not in compliance with the CO or formaldehyde emission limitation, or you deviate from any of your operating limitations, you must resume semiannual performance tests.

[78 FR 6711, Jan. 30, 2013]

**Table 4 to Subpart ZZZZ of Part 63—Requirements for Performance Tests**

As stated in §§ 63.6610, 63.6611, 63.6612, 63.6620, and 63.6640, you must comply with the following requirements for performance tests for stationary RICE:

For each . . .	Complying with the requirement to . . .	You must . . .	Using . . .	According to the following requirements . . .
1. 2SLB, 4SLB, and CI stationary RICE	a. reduce CO emissions	i. Measure the O <sub>2</sub> at the inlet and outlet of the control device; and	(1) Method 3 or 3A or 3B of 40 CFR part 60, appendix A, or ASTM Method D6522-00 (Reapproved 2005). <sup>a c</sup>	(a) Measurements to determine O <sub>2</sub> must be made at the same time as the measurements for CO concentration.
		ii. Measure the CO at the inlet and the outlet of the control device	(1) ASTM D6522-00 (Reapproved 2005) <sup>a b c</sup> or Method 10 of 40 CFR part 60, appendix A	(a) The CO concentration must be at 15 percent O <sub>2</sub> , dry basis.
2. 4SRB stationary RICE	a. reduce formaldehyde emissions	i. Select the sampling port location and the number of traverse points; and	(1) Method 1 or 1A of 40 CFR part 60, appendix A § 63.7(d)(1)(i)	(a) sampling sites must be located at the inlet and outlet of the control device.
		ii. Measure O <sub>2</sub> at the inlet and outlet of the control device; and	(1) Method 3 or 3A or 3B of 40 CFR part 60, appendix A, or ASTM Method D6522-00 (Reapproved 2005). <sup>a</sup>	(a) measurements to determine O <sub>2</sub> concentration must be made at the same time as the measurements for formaldehyde or THC concentration.
		iii. Measure moisture content at the inlet and outlet of the control device; and	(1) Method 4 of 40 CFR part 60, appendix A, or Test Method 320 of 40 CFR part 63, appendix A, or ASTM D 6348-03. <sup>a</sup>	(a) measurements to determine moisture content must be made at the same time and location as the measurements for formaldehyde or THC concentration.
		iv. If demonstrating compliance with the formaldehyde percent reduction requirement, measure formaldehyde at the inlet and the outlet of the control device	(1) Method 320 or 323 of 40 CFR part 63, appendix A; or ASTM D6348-03, <sup>a</sup> provided in ASTM D6348-03 Annex A5 (Analyte Spiking Technique), the percent R must be greater than or equal to 70 and less than or equal to 130	(a) formaldehyde concentration must be at 15 percent O <sub>2</sub> , dry basis. Results of this test consist of the average of the three 1-hour or longer runs.
		v. If demonstrating compliance with the THC percent reduction requirement, measure THC at the inlet and the outlet of the control device	(1) Method 25A, reported as propane, of 40 CFR part 60, appendix A	(a) THC concentration must be at 15 percent O <sub>2</sub> , dry basis. Results of this test consist of the average of the three 1-hour or longer runs.
3. Stationary RICE	a. limit the concentration of formaldehyde or CO in the stationary RICE exhaust	i. Select the sampling port location and the number of traverse points; and	(1) Method 1 or 1A of 40 CFR part 60, appendix A § 63.7(d)(1)(i)	(a) if using a control device, the sampling site must be located at the outlet of the control device.

For each . . .	Complying with the requirement to . . .	You must . . .	Using . . .	According to the following requirements . . .
		ii. Determine the O <sub>2</sub> concentration of the stationary RICE exhaust at the sampling port location; and	(1) Method 3 or 3A or 3B of 40 CFR part 60, appendix A, or ASTM Method D6522-00 (Reapproved 2005). <sup>a</sup>	(a) measurements to determine O <sub>2</sub> concentration must be made at the same time and location as the measurements for formaldehyde or CO concentration.
		iii. Measure moisture content of the stationary RICE exhaust at the sampling port location; and	(1) Method 4 of 40 CFR part 60, appendix A, or Test Method 320 of 40 CFR part 63, appendix A, or ASTM D 6348-03. <sup>a</sup>	(a) measurements to determine moisture content must be made at the same time and location as the measurements for formaldehyde or CO concentration.
		iv. Measure formaldehyde at the exhaust of the stationary RICE; or	(1) Method 320 or 323 of 40 CFR part 63, appendix A; or ASTM D6348-03, <sup>a</sup> provided in ASTM D6348-03 Annex A5 (Analyte Spiking Technique), the percent R must be greater than or equal to 70 and less than or equal to 130	(a) Formaldehyde concentration must be at 15 percent O <sub>2</sub> , dry basis. Results of this test consist of the average of the three 1-hour or longer runs.
		v. measure CO at the exhaust of the stationary RICE.	(1) Method 10 of 40 CFR part 60, appendix A, ASTM Method D6522-00 (2005), <sup>a</sup> <sup>c</sup> Method 320 of 40 CFR part 63, appendix A, or ASTM D6348-03. <sup>a</sup>	(a) CO concentration must be at 15 percent O <sub>2</sub> , dry basis. Results of this test consist of the average of the three 1-hour or longer runs.

<sup>a</sup> Incorporated by reference, see 40 CFR 63.14. You may also obtain copies from University Microfilms International, 300 North Zeeb Road, Ann Arbor, MI 48106.

<sup>b</sup> You may also use Method 320 of 40 CFR part 63, appendix A, or ASTM D6348-03.

<sup>c</sup> ASTM-D6522-00 (2005) may be used to test both CI and SI stationary RICE.



**Table 5 to Subpart ZZZZ of Part 63—Initial Compliance With Emission Limitations, Operating Limitations, and Other Requirements**

As stated in §§ 63.6612, 63.6625 and 63.6630, you must initially comply with the emission and operating limitations as required by the following:

For each . . .	Complying with the requirement to . . .	You have demonstrated initial compliance if . . .
1. New or reconstructed non-emergency 2SLB stationary RICE >500 HP located at a major source of HAP, new or reconstructed non-emergency 4SLB stationary RICE ≥250 HP located at a major source of HAP, non-emergency stationary CI RICE >500 HP located at a major source of HAP, and existing non-emergency stationary CI RICE >500 HP located at an area source of HAP	a. Reduce CO emissions and using oxidation catalyst, and using a CPMS	i. The average reduction of emissions of CO determined from the initial performance test achieves the required CO percent reduction; and ii. You have installed a CPMS to continuously monitor catalyst inlet temperature according to the requirements in § 63.6625(b); and iii. You have recorded the catalyst pressure drop and catalyst inlet temperature during the initial performance test.
2. Non-emergency stationary CI RICE >500 HP located at a major source of HAP, and existing non-emergency stationary CI RICE >500 HP located at an area source of HAP	a. Limit the concentration of CO, using oxidation catalyst, and using a CPMS	i. The average CO concentration determined from the initial performance test is less than or equal to the CO emission limitation; and
		ii. You have installed a CPMS to continuously monitor catalyst inlet temperature according to the requirements in § 63.6625(b); and
		iii. You have recorded the catalyst pressure drop and catalyst inlet temperature during the initial performance test.
3. New or reconstructed non-emergency 2SLB stationary RICE >500 HP located at a major source of HAP, new or reconstructed non-emergency 4SLB stationary RICE ≥250 HP located at a major source of HAP, non-emergency stationary CI RICE >500 HP located at a major source of HAP, and existing non-emergency stationary CI RICE >500 HP located at an area source of HAP	a. Reduce CO emissions and not using oxidation catalyst	i. The average reduction of emissions of CO determined from the initial performance test achieves the required CO percent reduction; and ii. You have installed a CPMS to continuously monitor operating parameters approved by the Administrator (if any) according to the requirements in § 63.6625(b); and iii. You have recorded the approved operating parameters (if any) during the initial performance test.
4. Non-emergency stationary CI RICE >500 HP located at a major source of HAP, and existing non-emergency stationary CI RICE >500 HP located at an area source of HAP	a. Limit the concentration of CO, and not using oxidation catalyst	i. The average CO concentration determined from the initial performance test is less than or equal to the CO emission limitation; and ii. You have installed a CPMS to continuously monitor operating parameters approved by the Administrator (if any) according to the requirements in § 63.6625(b); and
		iii. You have recorded the approved operating parameters (if any) during the initial performance test.



For each . . .	Complying with the requirement to . . .	You have demonstrated initial compliance if . . .
5. New or reconstructed non-emergency 2SLB stationary RICE >500 HP located at a major source of HAP, new or reconstructed non-emergency 4SLB stationary RICE ≥250 HP located at a major source of HAP, non-emergency stationary CI RICE >500 HP located at a major source of HAP, and existing non-emergency stationary CI RICE >500 HP located at an area source of HAP	a. Reduce CO emissions, and using a CEMS	i. You have installed a CEMS to continuously monitor CO and either O <sub>2</sub> or CO <sub>2</sub> at both the inlet and outlet of the oxidation catalyst according to the requirements in § 63.6625(a); and ii. You have conducted a performance evaluation of your CEMS using PS 3 and 4A of 40 CFR part 60, appendix B; and
		iii. The average reduction of CO calculated using § 63.6620 equals or exceeds the required percent reduction. The initial test comprises the first 4-hour period after successful validation of the CEMS. Compliance is based on the average percent reduction achieved during the 4-hour period.
6. Non-emergency stationary CI RICE >500 HP located at a major source of HAP, and existing non-emergency stationary CI RICE >500 HP located at an area source of HAP	a. Limit the concentration of CO, and using a CEMS	i. You have installed a CEMS to continuously monitor CO and either O <sub>2</sub> or CO <sub>2</sub> at the outlet of the oxidation catalyst according to the requirements in § 63.6625(a); and
		ii. You have conducted a performance evaluation of your CEMS using PS 3 and 4A of 40 CFR part 60, appendix B; and
		iii. The average concentration of CO calculated using § 63.6620 is less than or equal to the CO emission limitation. The initial test comprises the first 4-hour period after successful validation of the CEMS. Compliance is based on the average concentration measured during the 4-hour period.
7. Non-emergency 4SRB stationary RICE >500 HP located at a major source of HAP	a. Reduce formaldehyde emissions and using NSCR	i. The average reduction of emissions of formaldehyde determined from the initial performance test is equal to or greater than the required formaldehyde percent reduction, or the average reduction of emissions of THC determined from the initial performance test is equal to or greater than 30 percent; and
		ii. You have installed a CPMS to continuously monitor catalyst inlet temperature according to the requirements in § 63.6625(b); and
		iii. You have recorded the catalyst pressure drop and catalyst inlet temperature during the initial performance test.
8. Non-emergency 4SRB stationary RICE >500 HP located at a major source of HAP	a. Reduce formaldehyde emissions and not using NSCR	i. The average reduction of emissions of formaldehyde determined from the initial performance test is equal to or greater than the required formaldehyde percent reduction or the average reduction of emissions of THC determined from the initial performance test is equal to or greater than 30 percent; and

For each . . .	Complying with the requirement to . . .	You have demonstrated initial compliance if . . .
		ii. You have installed a CPMS to continuously monitor operating parameters approved by the Administrator (if any) according to the requirements in § 63.6625(b); and
		iii. You have recorded the approved operating parameters (if any) during the initial performance test.
9. New or reconstructed non-emergency stationary RICE >500 HP located at a major source of HAP, new or reconstructed non-emergency 4SLB stationary RICE 250≤HP≤500 located at a major source of HAP, and existing non-emergency 4SRB stationary RICE >500 HP located at a major source of HAP	a. Limit the concentration of formaldehyde in the stationary RICE exhaust and using oxidation catalyst or NSCR	i. The average formaldehyde concentration, corrected to 15 percent O <sub>2</sub> , dry basis, from the three test runs is less than or equal to the formaldehyde emission limitation; and ii. You have installed a CPMS to continuously monitor catalyst inlet temperature according to the requirements in § 63.6625(b); and
		iii. You have recorded the catalyst pressure drop and catalyst inlet temperature during the initial performance test.
10. New or reconstructed non-emergency stationary RICE >500 HP located at a major source of HAP, new or reconstructed non-emergency 4SLB stationary RICE 250≤HP≤500 located at a major source of HAP, and existing non-emergency 4SRB stationary RICE >500 HP located at a major source of HAP	a. Limit the concentration of formaldehyde in the stationary RICE exhaust and not using oxidation catalyst or NSCR	i. The average formaldehyde concentration, corrected to 15 percent O <sub>2</sub> , dry basis, from the three test runs is less than or equal to the formaldehyde emission limitation; and ii. You have installed a CPMS to continuously monitor operating parameters approved by the Administrator (if any) according to the requirements in § 63.6625(b); and
		iii. You have recorded the approved operating parameters (if any) during the initial performance test.
11. Existing non-emergency stationary RICE 100≤HP≤500 located at a major source of HAP, and existing non-emergency stationary CI RICE 300<HP≤500 located at an area source of HAP	a. Reduce CO emissions	i. The average reduction of emissions of CO or formaldehyde, as applicable determined from the initial performance test is equal to or greater than the required CO or formaldehyde, as applicable, percent reduction.
12. Existing non-emergency stationary RICE 100≤HP≤500 located at a major source of HAP, and existing non-emergency stationary CI RICE 300<HP≤500 located at an area source of HAP	a. Limit the concentration of formaldehyde or CO in the stationary RICE exhaust	i. The average formaldehyde or CO concentration, as applicable, corrected to 15 percent O <sub>2</sub> , dry basis, from the three test runs is less than or equal to the formaldehyde or CO emission limitation, as applicable.
13. Existing non-emergency 4SLB stationary RICE >500 HP located at an area source of HAP that are not remote stationary RICE and that are operated more than 24 hours per calendar year	a. Install an oxidation catalyst	i. You have conducted an initial compliance demonstration as specified in § 63.6630(e) to show that the average reduction of emissions of CO is 93 percent or more, or the average CO concentration is less than or equal to 47 ppmvd at 15 percent O <sub>2</sub> ;

For each . . .	Complying with the requirement to . . .	You have demonstrated initial compliance if . . .
		ii. You have installed a CPMS to continuously monitor catalyst inlet temperature according to the requirements in § 63.6625(b), or you have installed equipment to automatically shut down the engine if the catalyst inlet temperature exceeds 1350 °F.
14. Existing non-emergency 4SRB stationary RICE >500 HP located at an area source of HAP that are not remote stationary RICE and that are operated more than 24 hours per calendar year	a. Install NSCR	i. You have conducted an initial compliance demonstration as specified in § 63.6630(e) to show that the average reduction of emissions of CO is 75 percent or more, the average CO concentration is less than or equal to 270 ppmvd at 15 percent O <sub>2</sub> , or the average reduction of emissions of THC is 30 percent or more;
		ii. You have installed a CPMS to continuously monitor catalyst inlet temperature according to the requirements in § 63.6625(b), or you have installed equipment to automatically shut down the engine if the catalyst inlet temperature exceeds 1250 °F.

[78 FR 6712, Jan. 30, 2013]

**Table 6 to Subpart ZZZZ of Part 63—Continuous Compliance With Emission Limitations, and Other Requirements**

As stated in § 63.6640, you must continuously comply with the emissions and operating limitations and work or management practices as required by the following:

For each . . .	Complying with the requirement to . . .	You must demonstrate continuous compliance by . . .
1. New or reconstructed non-emergency 2SLB stationary RICE >500 HP located at a major source of HAP, new or reconstructed non-emergency 4SLB stationary RICE ≥250 HP located at a major source of HAP, and new or reconstructed non-emergency CI stationary RICE >500 HP located at a major source of HAP	a. Reduce CO emissions and using an oxidation catalyst, and using a CPMS	i. Conducting semiannual performance tests for CO to demonstrate that the required CO percent reduction is achieved <sup>a</sup> ; and ii. Collecting the catalyst inlet temperature data according to § 63.6625(b); and iii. Reducing these data to 4-hour rolling averages; and
		iv. Maintaining the 4-hour rolling averages within the operating limitations for the catalyst inlet temperature; and
		v. Measuring the pressure drop across the catalyst once per month and demonstrating that the pressure drop across the catalyst is within the operating limitation established during the performance test.

For each . . .	Complying with the requirement to . . .	You must demonstrate continuous compliance by . . .
2. New or reconstructed non-emergency 2SLB stationary RICE >500 HP located at a major source of HAP, new or reconstructed non-emergency 4SLB stationary RICE ≥250 HP located at a major source of HAP, and new or reconstructed non-emergency CI stationary RICE >500 HP located at a major source of HAP	a. Reduce CO emissions and not using an oxidation catalyst, and using a CPMS	i. Conducting semiannual performance tests for CO to demonstrate that the required CO percent reduction is achieved <sup>a</sup> ; and ii. Collecting the approved operating parameter (if any) data according to § 63.6625(b); and iii. Reducing these data to 4-hour rolling averages; and
		iv. Maintaining the 4-hour rolling averages within the operating limitations for the operating parameters established during the performance test.
3. New or reconstructed non-emergency 2SLB stationary RICE >500 HP located at a major source of HAP, new or reconstructed non-emergency 4SLB stationary RICE ≥250 HP located at a major source of HAP, new or reconstructed non-emergency stationary CI RICE >500 HP located at a major source of HAP, and existing non-emergency stationary CI RICE >500 HP	a. Reduce CO emissions or limit the concentration of CO in the stationary RICE exhaust, and using a CEMS	i. Collecting the monitoring data according to § 63.6625(a), reducing the measurements to 1-hour averages, calculating the percent reduction or concentration of CO emissions according to § 63.6620; and ii. Demonstrating that the catalyst achieves the required percent reduction of CO emissions over the 4-hour averaging period, or that the emission remain at or below the CO concentration limit; and
		iii. Conducting an annual RATA of your CEMS using PS 3 and 4A of 40 CFR part 60, appendix B, as well as daily and periodic data quality checks in accordance with 40 CFR part 60, appendix F, procedure 1.
4. Non-emergency 4SRB stationary RICE >500 HP located at a major source of HAP	a. Reduce formaldehyde emissions and using NSCR	i. Collecting the catalyst inlet temperature data according to § 63.6625(b); and
		ii. Reducing these data to 4-hour rolling averages; and
		iii. Maintaining the 4-hour rolling averages within the operating limitations for the catalyst inlet temperature; and
		iv. Measuring the pressure drop across the catalyst once per month and demonstrating that the pressure drop across the catalyst is within the operating limitation established during the performance test.
5. Non-emergency 4SRB stationary RICE >500 HP located at a major source of HAP	a. Reduce formaldehyde emissions and not using NSCR	i. Collecting the approved operating parameter (if any) data according to § 63.6625(b); and
		ii. Reducing these data to 4-hour rolling averages; and
		iii. Maintaining the 4-hour rolling averages within the operating limitations for the operating parameters established during the performance test.

For each . . .	Complying with the requirement to . . .	You must demonstrate continuous compliance by . . .
6. Non-emergency 4SRB stationary RICE with a brake HP $\geq 5,000$ located at a major source of HAP	a. Reduce formaldehyde emissions	Conducting semiannual performance tests for formaldehyde to demonstrate that the required formaldehyde percent reduction is achieved, or to demonstrate that the average reduction of emissions of THC determined from the performance test is equal to or greater than 30 percent. <sup>a</sup>
7. New or reconstructed non-emergency stationary RICE $>500$ HP located at a major source of HAP and new or reconstructed non-emergency 4SLB stationary RICE $250 \leq \text{HP} \leq 500$ located at a major source of HAP	a. Limit the concentration of formaldehyde in the stationary RICE exhaust and using oxidation catalyst or NSCR	i. Conducting semiannual performance tests for formaldehyde to demonstrate that your emissions remain at or below the formaldehyde concentration limit <sup>a</sup> ; and ii. Collecting the catalyst inlet temperature data according to § 63.6625(b); and
		iii. Reducing these data to 4-hour rolling averages; and
		iv. Maintaining the 4-hour rolling averages within the operating limitations for the catalyst inlet temperature; and
		v. Measuring the pressure drop across the catalyst once per month and demonstrating that the pressure drop across the catalyst is within the operating limitation established during the performance test.
8. New or reconstructed non-emergency stationary RICE $>500$ HP located at a major source of HAP and new or reconstructed non-emergency 4SLB stationary RICE $250 \leq \text{HP} \leq 500$ located at a major source of HAP	a. Limit the concentration of formaldehyde in the stationary RICE exhaust and not using oxidation catalyst or NSCR	i. Conducting semiannual performance tests for formaldehyde to demonstrate that your emissions remain at or below the formaldehyde concentration limit <sup>a</sup> ; and ii. Collecting the approved operating parameter (if any) data according to § 63.6625(b); and
		iii. Reducing these data to 4-hour rolling averages; and
		iv. Maintaining the 4-hour rolling averages within the operating limitations for the operating parameters established during the performance test.

For each . . .	Complying with the requirement to . . .	You must demonstrate continuous compliance by . . .
9. Existing emergency and black start stationary RICE ≤500 HP located at a major source of HAP, existing non-emergency stationary RICE <100 HP located at a major source of HAP, existing emergency and black start stationary RICE located at an area source of HAP, existing non-emergency stationary CI RICE ≤300 HP located at an area source of HAP, existing non-emergency 2SLB stationary RICE located at an area source of HAP, existing non-emergency stationary SI RICE located at an area source of HAP which combusts landfill or digester gas equivalent to 10 percent or more of the gross heat input on an annual basis, existing non-emergency 4SLB and 4SRB stationary RICE ≤500 HP located at an area source of HAP, existing non-emergency 4SLB and 4SRB stationary RICE >500 HP located at an area source of HAP that operate 24 hours or less per calendar year, and existing non-emergency 4SLB and 4SRB stationary RICE >500 HP located at an area source of HAP that are remote stationary RICE	a. Work or Management practices	i. Operating and maintaining the stationary RICE according to the manufacturer's emission-related operation and maintenance instructions; or ii. Develop and follow your own maintenance plan which must provide to the extent practicable for the maintenance and operation of the engine in a manner consistent with good air pollution control practice for minimizing emissions.
10. Existing stationary CI RICE >500 HP that are not limited use stationary RICE	a. Reduce CO emissions, or limit the concentration of CO in the stationary RICE exhaust, and using oxidation catalyst	i. Conducting performance tests every 8,760 hours or 3 years, whichever comes first, for CO or formaldehyde, as appropriate, to demonstrate that the required CO or formaldehyde, as appropriate, percent reduction is achieved or that your emissions remain at or below the CO or formaldehyde concentration limit; and
		ii. Collecting the catalyst inlet temperature data according to § 63.6625(b); and
		iii. Reducing these data to 4-hour rolling averages; and
		iv. Maintaining the 4-hour rolling averages within the operating limitations for the catalyst inlet temperature; and
		v. Measuring the pressure drop across the catalyst once per month and demonstrating that the pressure drop across the catalyst is within the operating limitation established during the performance test.
11. Existing stationary CI RICE >500 HP that are not limited use stationary RICE	a. Reduce CO emissions, or limit the concentration of CO in the stationary RICE exhaust, and not using oxidation catalyst	i. Conducting performance tests every 8,760 hours or 3 years, whichever comes first, for CO or formaldehyde, as appropriate, to demonstrate that the required CO or formaldehyde, as appropriate, percent reduction is achieved or that your emissions remain at or below the CO or formaldehyde concentration limit; and
		ii. Collecting the approved operating parameter (if any) data according to § 63.6625(b); and

For each . . .	Complying with the requirement to . . .	You must demonstrate continuous compliance by . . .
		iii. Reducing these data to 4-hour rolling averages; and
		iv. Maintaining the 4-hour rolling averages within the operating limitations for the operating parameters established during the performance test.
12. Existing limited use CI stationary RICE >500 HP	a. Reduce CO emissions or limit the concentration of CO in the stationary RICE exhaust, and using an oxidation catalyst	i. Conducting performance tests every 8,760 hours or 5 years, whichever comes first, for CO or formaldehyde, as appropriate, to demonstrate that the required CO or formaldehyde, as appropriate, percent reduction is achieved or that your emissions remain at or below the CO or formaldehyde concentration limit; and
		ii. Collecting the catalyst inlet temperature data according to § 63.6625(b); and
		iii. Reducing these data to 4-hour rolling averages; and
		iv. Maintaining the 4-hour rolling averages within the operating limitations for the catalyst inlet temperature; and
		v. Measuring the pressure drop across the catalyst once per month and demonstrating that the pressure drop across the catalyst is within the operating limitation established during the performance test.
13. Existing limited use CI stationary RICE >500 HP	a. Reduce CO emissions or limit the concentration of CO in the stationary RICE exhaust, and not using an oxidation catalyst	i. Conducting performance tests every 8,760 hours or 5 years, whichever comes first, for CO or formaldehyde, as appropriate, to demonstrate that the required CO or formaldehyde, as appropriate, percent reduction is achieved or that your emissions remain at or below the CO or formaldehyde concentration limit; and
		ii. Collecting the approved operating parameter (if any) data according to § 63.6625(b); and
		iii. Reducing these data to 4-hour rolling averages; and
		iv. Maintaining the 4-hour rolling averages within the operating limitations for the operating parameters established during the performance test.



For each . . .	Complying with the requirement to . . .	You must demonstrate continuous compliance by . . .
14. Existing non-emergency 4SLB stationary RICE >500 HP located at an area source of HAP that are not remote stationary RICE and that are operated more than 24 hours per calendar year	a. Install an oxidation catalyst	i. Conducting annual compliance demonstrations as specified in § 63.6640(c) to show that the average reduction of emissions of CO is 93 percent or more, or the average CO concentration is less than or equal to 47 ppmvd at 15 percent O <sub>2</sub> ; and either ii. Collecting the catalyst inlet temperature data according to § 63.6625(b), reducing these data to 4-hour rolling averages; and maintaining the 4-hour rolling averages within the limitation of greater than 450 °F and less than or equal to 1350 °F for the catalyst inlet temperature; or iii. Immediately shutting down the engine if the catalyst inlet temperature exceeds 1350 °F.
15. Existing non-emergency 4SRB stationary RICE >500 HP located at an area source of HAP that are not remote stationary RICE and that are operated more than 24 hours per calendar year	a. Install NSCR	i. Conducting annual compliance demonstrations as specified in § 63.6640(c) to show that the average reduction of emissions of CO is 75 percent or more, the average CO concentration is less than or equal to 270 ppmvd at 15 percent O <sub>2</sub> , or the average reduction of emissions of THC is 30 percent or more; and either ii. Collecting the catalyst inlet temperature data according to § 63.6625(b), reducing these data to 4-hour rolling averages; and maintaining the 4-hour rolling averages within the limitation of greater than or equal to 750 °F and less than or equal to 1250 °F for the catalyst inlet temperature; or iii. Immediately shutting down the engine if the catalyst inlet temperature exceeds 1250 °F.

<sup>a</sup> After you have demonstrated compliance for two consecutive tests, you may reduce the frequency of subsequent performance tests to annually. If the results of any subsequent annual performance test indicate the stationary RICE is not in compliance with the CO or formaldehyde emission limitation, or you deviate from any of your operating limitations, you must resume semiannual performance tests.

[78 FR 6715, Jan. 30, 2013]



**Table 7 to Subpart ZZZZ of Part 63—Requirements for Reports**

As stated in § 63.6650, you must comply with the following requirements for reports:

For each . . .	You must submit a . . .	The report must contain . . .	You must submit the report . . .
1. Existing non-emergency, non-black start stationary RICE 100≤HP≤500 located at a major source of HAP; existing non-emergency, non-black start stationary CI RICE >500 HP located at a major source of HAP; existing non-emergency 4SRB stationary RICE >500 HP located at a major source of HAP; existing non-emergency, non-black start stationary CI RICE >300 HP located at an area source of HAP; new or reconstructed non-emergency stationary RICE >500 HP located at a major source of HAP; and new or reconstructed non-emergency 4SLB stationary RICE 250≤HP≤500 located at a major source of HAP	Compliance report	a. If there are no deviations from any emission limitations or operating limitations that apply to you, a statement that there were no deviations from the emission limitations or operating limitations during the reporting period. If there were no periods during which the CMS, including CEMS and CPMS, was out-of-control, as specified in § 63.8(c)(7), a statement that there were not periods during which the CMS was out-of-control during the reporting period; or	i. Semiannually according to the requirements in § 63.6650(b)(1)-(5) for engines that are not limited use stationary RICE subject to numerical emission limitations; and ii. Annually according to the requirements in § 63.6650(b)(6)-(9) for engines that are limited use stationary RICE subject to numerical emission limitations.
		b. If you had a deviation from any emission limitation or operating limitation during the reporting period, the information in § 63.6650(d). If there were periods during which the CMS, including CEMS and CPMS, was out-of-control, as specified in § 63.8(c)(7), the information in § 63.6650(e); or	i. Semiannually according to the requirements in § 63.6650(b).
		c. If you had a malfunction during the reporting period, the information in § 63.6650(c)(4).	i. Semiannually according to the requirements in § 63.6650(b).
2. New or reconstructed non-emergency stationary RICE that combusts landfill gas or digester gas equivalent to 10 percent or more of the gross heat input on an annual basis	Report	a. The fuel flow rate of each fuel and the heating values that were used in your calculations, and you must demonstrate that the percentage of heat input provided by landfill gas or digester gas, is equivalent to 10 percent or more of the gross heat input on an annual basis; and	i. Annually, according to the requirements in § 63.6650.
		b. The operating limits provided in your federally enforceable permit, and any deviations from these limits; and	i. See item 2.a.i.
		c. Any problems or errors suspected with the meters.	i. See item 2.a.i.
3. Existing non-emergency, non-black start 4SLB and 4SRB stationary RICE >500 HP located at an area source of HAP that are not remote stationary RICE and that operate more than 24 hours per calendar year	Compliance report	a. The results of the annual compliance demonstration, if conducted during the reporting period.	i. Semiannually according to the requirements in § 63.6650(b)(1)-(5).

For each . . .	You must submit a . . .	The report must contain . . .	You must submit the report . . .
4. Emergency stationary RICE that operate or are contractually obligated to be available for more than 15 hours per year for the purposes specified in § 63.6640(f)(2)(ii) and (iii) or that operate for the purposes specified in § 63.6640(f)(4)(ii)	Report	a. The information in § 63.6650(h)(1)	i. annually according to the requirements in § 63.6650(h)(2)-(3).

[78 FR 6719, Jan. 30, 2013]

**Table 8 to Subpart ZZZZ of Part 63—Applicability of General Provisions to Subpart ZZZZ.**

As stated in § 63.6665, you must comply with the following applicable general provisions.

General provisions citation	Subject of citation	Applies to subpart	Explanation
§ 63.1	General applicability of the General Provisions	Yes.	
§ 63.2	Definitions	Yes	Additional terms defined in § 63.6675.
§ 63.3	Units and abbreviations	Yes.	
§ 63.4	Prohibited activities and circumvention	Yes.	
§ 63.5	Construction and reconstruction	Yes.	
§ 63.6(a)	Applicability	Yes.	
§ 63.6(b)(1)-(4)	Compliance dates for new and reconstructed sources	Yes.	
§ 63.6(b)(5)	Notification	Yes.	
§ 63.6(b)(6)	[Reserved]		
§ 63.6(b)(7)	Compliance dates for new and reconstructed area sources that become major sources	Yes.	
§ 63.6(c)(1)-(2)	Compliance dates for existing sources	Yes.	
§ 63.6(c)(3)-(4)	[Reserved]		
§ 63.6(c)(5)	Compliance dates for existing area sources that become major sources	Yes.	
§ 63.6(d)	[Reserved]		
§ 63.6(e)	Operation and maintenance	No.	
§ 63.6(f)(1)	Applicability of standards	No.	
§ 63.6(f)(2)	Methods for determining compliance	Yes.	
§ 63.6(f)(3)	Finding of compliance	Yes.	
§ 63.6(g)(1)-(3)	Use of alternate standard	Yes.	
§ 63.6(h)	Opacity and visible emission standards	No	Subpart ZZZZ does not contain opacity or visible emission standards.
§ 63.6(i)	Compliance extension procedures and criteria	Yes.	

General provisions citation	Subject of citation	Applies to subpart	Explanation
§ 63.6(j)	Presidential compliance exemption	Yes.	
§ 63.7(a)(1)-(2)	Performance test dates	Yes	Subpart ZZZZ contains performance test dates at §§ 63.6610, 63.6611, and 63.6612.
§ 63.7(a)(3)	CAA section 114 authority	Yes.	
§ 63.7(b)(1)	Notification of performance test	Yes	Except that § 63.7(b)(1) only applies as specified in § 63.6645.
§ 63.7(b)(2)	Notification of rescheduling	Yes	Except that § 63.7(b)(2) only applies as specified in § 63.6645.
§ 63.7(c)	Quality assurance/test plan	Yes	Except that § 63.7(c) only applies as specified in § 63.6645.
§ 63.7(d)	Testing facilities	Yes.	
§ 63.7(e)(1)	Conditions for conducting performance tests	No.	Subpart ZZZZ specifies conditions for conducting performance tests at § 63.6620.
§ 63.7(e)(2)	Conduct of performance tests and reduction of data	Yes	Subpart ZZZZ specifies test methods at § 63.6620.
§ 63.7(e)(3)	Test run duration	Yes.	
§ 63.7(e)(4)	Administrator may require other testing under section 114 of the CAA	Yes.	
§ 63.7(f)	Alternative test method provisions	Yes.	
§ 63.7(g)	Performance test data analysis, recordkeeping, and reporting	Yes.	
§ 63.7(h)	Waiver of tests	Yes.	
§ 63.8(a)(1)	Applicability of monitoring requirements	Yes	Subpart ZZZZ contains specific requirements for monitoring at § 63.6625.
§ 63.8(a)(2)	Performance specifications	Yes.	
§ 63.8(a)(3)	[Reserved]		
§ 63.8(a)(4)	Monitoring for control devices	No.	
§ 63.8(b)(1)	Monitoring	Yes.	
§ 63.8(b)(2)-(3)	Multiple effluents and multiple monitoring systems	Yes.	
§ 63.8(c)(1)	Monitoring system operation and maintenance	Yes.	
§ 63.8(c)(1)(i)	Routine and predictable SSM	No	
§ 63.8(c)(1)(ii)	SSM not in Startup Shutdown Malfunction Plan	Yes.	
§ 63.8(c)(1)(iii)	Compliance with operation and maintenance requirements	No	
§ 63.8(c)(2)-(3)	Monitoring system installation	Yes.	
§ 63.8(c)(4)	Continuous monitoring system (CMS) requirements	Yes	Except that subpart ZZZZ does not require Continuous Opacity Monitoring System (COMS).
§ 63.8(c)(5)	COMS minimum procedures	No	Subpart ZZZZ does not require COMS.
§ 63.8(c)(6)-(8)	CMS requirements	Yes	Except that subpart ZZZZ does not require COMS.

General provisions citation	Subject of citation	Applies to subpart	Explanation
§ 63.8(d)	CMS quality control	Yes.	
§ 63.8(e)	CMS performance evaluation	Yes	Except for § 63.8(e)(5)(ii), which applies to COMS.
		Except that § 63.8(e) only applies as specified in § 63.6645.	
§ 63.8(f)(1)-(5)	Alternative monitoring method	Yes	Except that § 63.8(f)(4) only applies as specified in § 63.6645.
§ 63.8(f)(6)	Alternative to relative accuracy test	Yes	Except that § 63.8(f)(6) only applies as specified in § 63.6645.
§ 63.8(g)	Data reduction	Yes	Except that provisions for COMS are not applicable. Averaging periods for demonstrating compliance are specified at §§ 63.6635 and 63.6640.
§ 63.9(a)	Applicability and State delegation of notification requirements	Yes.	
§ 63.9(b)(1)-(5)	Initial notifications	Yes	Except that § 63.9(b)(3) is reserved.
		Except that § 63.9(b) only applies as specified in § 63.6645.	
§ 63.9(c)	Request for compliance extension	Yes	Except that § 63.9(c) only applies as specified in § 63.6645.
§ 63.9(d)	Notification of special compliance requirements for new sources	Yes	Except that § 63.9(d) only applies as specified in § 63.6645.
§ 63.9(e)	Notification of performance test	Yes	Except that § 63.9(e) only applies as specified in § 63.6645.
§ 63.9(f)	Notification of visible emission (VE)/opacity test	No	Subpart ZZZZ does not contain opacity or VE standards.
§ 63.9(g)(1)	Notification of performance evaluation	Yes	Except that § 63.9(g) only applies as specified in § 63.6645.
§ 63.9(g)(2)	Notification of use of COMS data	No	Subpart ZZZZ does not contain opacity or VE standards.
§ 63.9(g)(3)	Notification that criterion for alternative to RATA is exceeded	Yes	If alternative is in use.
		Except that § 63.9(g) only applies as specified in § 63.6645.	
§ 63.9(h)(1)-(6)	Notification of compliance status	Yes	Except that notifications for sources using a CEMS are due 30 days after completion of performance evaluations. § 63.9(h)(4) is reserved.
			Except that § 63.9(h) only applies as specified in § 63.6645.
§ 63.9(i)	Adjustment of submittal deadlines	Yes.	
§ 63.9(j)	Change in previous information	Yes.	
§ 63.10(a)	Administrative provisions for recordkeeping/reporting	Yes.	

General provisions citation	Subject of citation	Applies to subpart	Explanation
§ 63.10(b)(1)	Record retention	Yes	Except that the most recent 2 years of data do not have to be retained on site.
§ 63.10(b)(2)(i)-(v)	Records related to SSM	No.	
§ 63.10(b)(2)(vi)-(xi)	Records	Yes.	
§ 63.10(b)(2)(xii)	Record when under waiver	Yes.	
§ 63.10(b)(2)(xiii)	Records when using alternative to RATA	Yes	For CO standard if using RATA alternative.
§ 63.10(b)(2)(xiv)	Records of supporting documentation	Yes.	
§ 63.10(b)(3)	Records of applicability determination	Yes.	
§ 63.10(c)	Additional records for sources using CEMS	Yes	Except that § 63.10(c)(2)-(4) and (9) are reserved.
§ 63.10(d)(1)	General reporting requirements	Yes.	
§ 63.10(d)(2)	Report of performance test results	Yes.	
§ 63.10(d)(3)	Reporting opacity or VE observations	No	Subpart ZZZZ does not contain opacity or VE standards.
§ 63.10(d)(4)	Progress reports	Yes.	
§ 63.10(d)(5)	Startup, shutdown, and malfunction reports	No.	
§ 63.10(e)(1) and (2)(i)	Additional CMS Reports	Yes.	
§ 63.10(e)(2)(ii)	COMS-related report	No	Subpart ZZZZ does not require COMS.
§ 63.10(e)(3)	Excess emission and parameter exceedances reports	Yes.	Except that § 63.10(e)(3)(i) (C) is reserved.
§ 63.10(e)(4)	Reporting COMS data	No	Subpart ZZZZ does not require COMS.
§ 63.10(f)	Waiver for recordkeeping/reporting	Yes.	
§ 63.11	Flares	No.	
§ 63.12	State authority and delegations	Yes.	
§ 63.13	Addresses	Yes.	
§ 63.14	Incorporation by reference	Yes.	
§ 63.15	Availability of information	Yes.	

[75 FR 9688, Mar. 3, 2010, as amended at 78 FR 6720, Jan. 30, 2013]

#### Appendix A—Protocol for Using an Electrochemical Analyzer to Determine Oxygen and Carbon Monoxide Concentrations From Certain Engines

##### 1.0 Scope and Application. What is this Protocol?

This protocol is a procedure for using portable electrochemical (EC) cells for measuring carbon monoxide (CO) and oxygen (O<sub>2</sub>) concentrations in controlled and uncontrolled emissions from existing stationary 4-stroke lean burn and 4-stroke rich burn reciprocating internal combustion engines as specified in the applicable rule.

*1.1 Analytes. What does this protocol determine?*

This protocol measures the engine exhaust gas concentrations of carbon monoxide (CO) and oxygen (O<sub>2</sub>).

Analyte	CAS No.	Sensitivity
Carbon monoxide (CO)	630-08-0	Minimum detectable limit should be 2 percent of the nominal range or 1 ppm, whichever is less restrictive.
Oxygen (O <sub>2</sub> )	7782-44-7	

*1.2 Applicability. When is this protocol acceptable?*

This protocol is applicable to 40 CFR part 63, subpart ZZZZ. Because of inherent cross sensitivities of EC cells, you must not apply this protocol to other emissions sources without specific instruction to that effect.

*1.3 Data Quality Objectives. How good must my collected data be?*

Refer to Section 13 to verify and document acceptable analyzer performance.

*1.4 Range. What is the targeted analytical range for this protocol?*

The measurement system and EC cell design(s) conforming to this protocol will determine the analytical range for each gas component. The nominal ranges are defined by choosing up-scale calibration gas concentrations near the maximum anticipated flue gas concentrations for CO and O<sub>2</sub>, or no more than twice the permitted CO level.

*1.5 Sensitivity. What minimum detectable limit will this protocol yield for a particular gas component?*

The minimum detectable limit depends on the nominal range and resolution of the specific EC cell used, and the signal to noise ratio of the measurement system. The minimum detectable limit should be 2 percent of the nominal range or 1 ppm, whichever is less restrictive.

## 2.0 Summary of Protocol

In this protocol, a gas sample is extracted from an engine exhaust system and then conveyed to a portable EC analyzer for measurement of CO and O<sub>2</sub> gas concentrations. This method provides measurement system performance specifications and sampling protocols to ensure reliable data. You may use additions to, or modifications of vendor supplied measurement systems (e.g., heated or unheated sample lines, thermocouples, flow meters, selective gas scrubbers, etc.) to meet the design specifications of this protocol. Do not make changes to the measurement system from the as-verified configuration (Section 3.12).

## 3.0 Definitions

**3.1 Measurement System.** The total equipment required for the measurement of CO and O<sub>2</sub> concentrations. The measurement system consists of the following major subsystems:

**3.1.1 Data Recorder.** A strip chart recorder, computer or digital recorder for logging measurement data from the analyzer output. You may record measurement data from the digital data display manually or electronically.

**3.1.2 Electrochemical (EC) Cell.** A device, similar to a fuel cell, used to sense the presence of a specific analyte and generate an electrical current output proportional to the analyte concentration.

**3.1.3 Interference Gas Scrubber.** A device used to remove or neutralize chemical compounds that may interfere with the selective operation of an EC cell.

**3.1.4 Moisture Removal System.** Any device used to reduce the concentration of moisture in the sample stream so as to protect the EC cells from the damaging effects of condensation and to minimize errors in measurements caused by the scrubbing of soluble gases.

**3.1.5 Sample Interface.** The portion of the system used for one or more of the following: sample acquisition; sample transport; sample conditioning or protection of the EC cell from any degrading effects of the engine exhaust effluent; removal of particulate matter and condensed moisture.

**3.2 Nominal Range.** The range of analyte concentrations over which each EC cell is operated (normally 25 percent to 150 percent of up-scale calibration gas value). Several nominal ranges can be used for any given cell so long as the calibration and repeatability checks for that range remain within specifications.

**3.3 Calibration Gas.** A vendor certified concentration of a specific analyte in an appropriate balance gas.

**3.4 Zero Calibration Error.** The analyte concentration output exhibited by the EC cell in response to zero-level calibration gas.

**3.5 Up-Scale Calibration Error.** The mean of the difference between the analyte concentration exhibited by the EC cell and the certified concentration of the up-scale calibration gas.

**3.6 Interference Check.** A procedure for quantifying analytical interference from components in the engine exhaust gas other than the targeted analytes.

**3.7 Repeatability Check.** A protocol for demonstrating that an EC cell operated over a given nominal analyte concentration range provides a stable and consistent response and is not significantly affected by repeated exposure to that gas.

**3.8 Sample Flow Rate.** The flow rate of the gas sample as it passes through the EC cell. In some situations, EC cells can experience drift with changes in flow rate. The flow rate must be monitored and documented during all phases of a sampling run.

**3.9 Sampling Run.** A timed three-phase event whereby an EC cell's response rises and plateaus in a sample conditioning phase, remains relatively constant during a measurement data phase, then declines during a refresh phase. The sample conditioning phase exposes the EC cell to the gas sample for a length of time sufficient to reach a constant response. The measurement data phase is the time interval during which gas sample measurements can be made that meet the acceptance criteria of this protocol. The refresh phase then purges the EC cells with CO-free air. The refresh phase replenishes requisite O<sub>2</sub> and moisture in the electrolyte reserve and provides a mechanism to de-gas or desorb any interference gas scrubbers or filters so as to enable a stable CO EC cell response. There are four primary types of sampling runs: pre-sampling calibrations; stack gas sampling; post-sampling calibration checks; and measurement system repeatability checks. Stack gas sampling runs can be chained together for extended evaluations, providing all other procedural specifications are met.

**3.10 Sampling Day.** A time not to exceed twelve hours from the time of the pre-sampling calibration to the post-sampling calibration check. During this time, stack gas sampling runs can be repeated without repeated recalibrations, providing all other sampling specifications have been met.

**3.11 Pre-Sampling Calibration/Post-Sampling Calibration Check.** The protocols executed at the beginning and end of each sampling day to bracket measurement readings with controlled performance checks.

**3.12 Performance-Established Configuration.** The EC cell and sampling system configuration that existed at the time that it initially met the performance requirements of this protocol.

#### 4.0 Interferences.

When present in sufficient concentrations, NO and NO<sub>2</sub> are two gas species that have been reported to interfere with CO concentration measurements. In the likelihood of this occurrence, it is the protocol user's responsibility to employ

and properly maintain an appropriate CO EC cell filter or scrubber for removal of these gases, as described in Section 6.2.12.

## 5.0 Safety. [Reserved]

## 6.0 Equipment and Supplies.

### 6.1 What equipment do I need for the measurement system?

The system must maintain the gas sample at conditions that will prevent moisture condensation in the sample transport lines, both before and as the sample gas contacts the EC cells. The essential components of the measurement system are described below.

### 6.2 Measurement System Components.

**6.2.1 Sample Probe.** A single extraction-point probe constructed of glass, stainless steel or other non-reactive material, and of length sufficient to reach any designated sampling point. The sample probe must be designed to prevent plugging due to condensation or particulate matter.

**6.2.2 Sample Line.** Non-reactive tubing to transport the effluent from the sample probe to the EC cell.

**6.2.3 Calibration Assembly (optional).** A three-way valve assembly or equivalent to introduce calibration gases at ambient pressure at the exit end of the sample probe during calibration checks. The assembly must be designed such that only stack gas or calibration gas flows in the sample line and all gases flow through any gas path filters.

**6.2.4 Particulate Filter (optional).** Filters before the inlet of the EC cell to prevent accumulation of particulate material in the measurement system and extend the useful life of the components. All filters must be fabricated of materials that are non-reactive to the gas mixtures being sampled.

**6.2.5 Sample Pump.** A leak-free pump to provide undiluted sample gas to the system at a flow rate sufficient to minimize the response time of the measurement system. If located upstream of the EC cells, the pump must be constructed of a material that is non-reactive to the gas mixtures being sampled.

**6.2.8 Sample Flow Rate Monitoring.** An adjustable rotameter or equivalent device used to adjust and maintain the sample flow rate through the analyzer as prescribed.

**6.2.9 Sample Gas Manifold (optional).** A manifold to divert a portion of the sample gas stream to the analyzer and the remainder to a by-pass discharge vent. The sample gas manifold may also include provisions for introducing calibration gases directly to the analyzer. The manifold must be constructed of a material that is non-reactive to the gas mixtures being sampled.

**6.2.10 EC cell.** A device containing one or more EC cells to determine the CO and O<sub>2</sub> concentrations in the sample gas stream. The EC cell(s) must meet the applicable performance specifications of Section 13 of this protocol.

**6.2.11 Data Recorder.** A strip chart recorder, computer or digital recorder to make a record of analyzer output data. The data recorder resolution (i.e., readability) must be no greater than 1 ppm for CO; 0.1 percent for O<sub>2</sub>; and one degree (either °C or °F) for temperature. Alternatively, you may use a digital or analog meter having the same resolution to observe and manually record the analyzer responses.

**6.2.12 Interference Gas Filter or Scrubber.** A device to remove interfering compounds upstream of the CO EC cell. Specific interference gas filters or scrubbers used in the performance-established configuration of the analyzer must continue to be used. Such a filter or scrubber must have a means to determine when the removal agent is exhausted. Periodically replace or replenish it in accordance with the manufacturer's recommendations.



## 7.0 Reagents and Standards. What calibration gases are needed?

**7.1 Calibration Gases.** CO calibration gases for the EC cell must be CO in nitrogen or CO in a mixture of nitrogen and O<sub>2</sub>. Use CO calibration gases with labeled concentration values certified by the manufacturer to be within  $\pm 5$  percent of the label value. Dry ambient air (20.9 percent O<sub>2</sub>) is acceptable for calibration of the O<sub>2</sub> cell. If needed, any lower percentage O<sub>2</sub> calibration gas must be a mixture of O<sub>2</sub> in nitrogen.

**7.1.1 Up-Scale CO Calibration Gas Concentration.** Choose one or more up-scale gas concentrations such that the average of the stack gas measurements for each stack gas sampling run are between 25 and 150 percent of those concentrations. Alternatively, choose an up-scale gas that does not exceed twice the concentration of the applicable outlet standard. If a measured gas value exceeds 150 percent of the up-scale CO calibration gas value at any time during the stack gas sampling run, the run must be discarded and repeated.

**7.1.2 Up-Scale O<sub>2</sub> Calibration Gas Concentration.**

Select an O<sub>2</sub> gas concentration such that the difference between the gas concentration and the average stack gas measurement or reading for each sample run is less than 15 percent O<sub>2</sub>. When the average exhaust gas O<sub>2</sub> readings are above 6 percent, you may use dry ambient air (20.9 percent O<sub>2</sub>) for the up-scale O<sub>2</sub> calibration gas.

**7.1.3 Zero Gas.** Use an inert gas that contains less than 0.25 percent of the up-scale CO calibration gas concentration. You may use dry air that is free from ambient CO and other combustion gas products (e.g., CO<sub>2</sub>).

## 8.0 Sample Collection and Analysis

### 8.1 Selection of Sampling Sites.

**8.1.1 Control Device Inlet.** Select a sampling site sufficiently downstream of the engine so that the combustion gases should be well mixed. Use a single sampling extraction point near the center of the duct (e.g., within the 10 percent centroidal area), unless instructed otherwise.

**8.1.2 Exhaust Gas Outlet.** Select a sampling site located at least two stack diameters downstream of any disturbance (e.g., turbocharger exhaust, crossover junction or recirculation take-off) and at least one-half stack diameter upstream of the gas discharge to the atmosphere. Use a single sampling extraction point near the center of the duct (e.g., within the 10 percent centroidal area), unless instructed otherwise.

**8.2 Stack Gas Collection and Analysis.** Prior to the first stack gas sampling run, conduct that the pre-sampling calibration in accordance with Section 10.1. Use Figure 1 to record all data. Zero the analyzer with zero gas. Confirm and record that the scrubber media color is correct and not exhausted. Then position the probe at the sampling point and begin the sampling run at the same flow rate used during the up-scale calibration. Record the start time. Record all EC cell output responses and the flow rate during the "sample conditioning phase" once per minute until constant readings are obtained. Then begin the "measurement data phase" and record readings every 15 seconds for at least two minutes (or eight readings), or as otherwise required to achieve two continuous minutes of data that meet the specification given in Section 13.1. Finally, perform the "refresh phase" by introducing dry air, free from CO and other combustion gases, until several minute-to-minute readings of consistent value have been obtained. For each run use the "measurement data phase" readings to calculate the average stack gas CO and O<sub>2</sub> concentrations.

**8.3 EC Cell Rate.** Maintain the EC cell sample flow rate so that it does not vary by more than  $\pm 10$  percent throughout the pre-sampling calibration, stack gas sampling and post-sampling calibration check. Alternatively, the EC cell sample flow rate can be maintained within a tolerance range that does not affect the gas concentration readings by more than  $\pm 3$  percent, as instructed by the EC cell manufacturer.

## 9.0 Quality Control (Reserved)

## 10.0 Calibration and Standardization

**10.1 Pre-Sampling Calibration.** Conduct the following protocol once for each nominal range to be used on each EC cell before performing a stack gas sampling run on each field sampling day. Repeat the calibration if you replace an

EC cell before completing all of the sampling runs. There is no prescribed order for calibration of the EC cells; however, each cell must complete the measurement data phase during calibration. Assemble the measurement system by following the manufacturer's recommended protocols including for preparing and preconditioning the EC cell. Assure the measurement system has no leaks and verify the gas scrubbing agent is not depleted. Use Figure 1 to record all data.

*10.1.1 Zero Calibration.* For both the O<sub>2</sub> and CO cells, introduce zero gas to the measurement system (e.g., at the calibration assembly) and record the concentration reading every minute until readings are constant for at least two consecutive minutes. Include the time and sample flow rate. Repeat the steps in this section at least once to verify the zero calibration for each component gas.

*10.1.2 Zero Calibration Tolerance.* For each zero gas introduction, the zero level output must be less than or equal to  $\pm 3$  percent of the up-scale gas value or  $\pm 1$  ppm, whichever is less restrictive, for the CO channel and less than or equal to  $\pm 0.3$  percent O<sub>2</sub> for the O<sub>2</sub> channel.

*10.1.3 Up-Scale Calibration.* Individually introduce each calibration gas to the measurement system (e.g., at the calibration assembly) and record the start time. Record all EC cell output responses and the flow rate during this "sample conditioning phase" once per minute until readings are constant for at least two minutes. Then begin the "measurement data phase" and record readings every 15 seconds for a total of two minutes, or as otherwise required. Finally, perform the "refresh phase" by introducing dry air, free from CO and other combustion gases, until readings are constant for at least two consecutive minutes. Then repeat the steps in this section at least once to verify the calibration for each component gas. Introduce all gases to flow through the entire sample handling system (i.e., at the exit end of the sampling probe or the calibration assembly).

*10.1.4 Up-Scale Calibration Error.* The mean of the difference of the "measurement data phase" readings from the reported standard gas value must be less than or equal to  $\pm 5$  percent or  $\pm 1$  ppm for CO or  $\pm 0.5$  percent O<sub>2</sub>, whichever is less restrictive, respectively. The maximum allowable deviation from the mean measured value of any single "measurement data phase" reading must be less than or equal to  $\pm 2$  percent or  $\pm 1$  ppm for CO or  $\pm 0.5$  percent O<sub>2</sub>, whichever is less restrictive, respectively.

*10.2 Post-Sampling Calibration Check.* Conduct a stack gas post-sampling calibration check after the stack gas sampling run or set of runs and within 12 hours of the initial calibration. Conduct up-scale and zero calibration checks using the protocol in Section 10.1. Make no changes to the sampling system or EC cell calibration until all post-sampling calibration checks have been recorded. If either the zero or up-scale calibration error exceeds the respective specification in Sections 10.1.2 and 10.1.4 then all measurement data collected since the previous successful calibrations are invalid and re-calibration and re-sampling are required. If the sampling system is disassembled or the EC cell calibration is adjusted, repeat the calibration check before conducting the next analyzer sampling run.

## 11.0 Analytical Procedure

The analytical procedure is fully discussed in Section 8.

## 12.0 Calculations and Data Analysis

Determine the CO and O<sub>2</sub> concentrations for each stack gas sampling run by calculating the mean gas concentrations of the data recorded during the "measurement data phase".

## 13.0 Protocol Performance

Use the following protocols to verify consistent analyzer performance during each field sampling day.

*13.1 Measurement Data Phase Performance Check.* Calculate the mean of the readings from the "measurement data phase". The maximum allowable deviation from the mean for each of the individual readings is  $\pm 2$  percent, or  $\pm 1$  ppm, whichever is less restrictive. Record the mean value and maximum deviation for each gas monitored. Data must conform to Section 10.1.4. The EC cell flow rate must conform to the specification in Section 8.3.

*Example: A measurement data phase is invalid if the maximum deviation of any single reading comprising that mean is greater than  $\pm 2$  percent or  $\pm 1$  ppm (the default criteria). For example, if the mean = 30 ppm, single readings of below 29 ppm and above 31 ppm are disallowed).*

**13.2 Interference Check.** Before the initial use of the EC cell and interference gas scrubber in the field, and semi-annually thereafter, challenge the interference gas scrubber with NO and NO<sub>2</sub> gas standards that are generally recognized as representative of diesel-fueled engine NO and NO<sub>2</sub> emission values. Record the responses displayed by the CO EC cell and other pertinent data on Figure 1 or a similar form.

**13.2.1 Interference Response.** The combined NO and NO<sub>2</sub> interference response should be less than or equal to  $\pm 5$  percent of the up-scale CO calibration gas concentration.

**13.3 Repeatability Check.** Conduct the following check once for each nominal range that is to be used on the CO EC cell within 5 days prior to each field sampling program. If a field sampling program lasts longer than 5 days, repeat this check every 5 days. Immediately repeat the check if the EC cell is replaced or if the EC cell is exposed to gas concentrations greater than 150 percent of the highest up-scale gas concentration.

**13.3.1 Repeatability Check Procedure.** Perform a complete EC cell sampling run (all three phases) by introducing the CO calibration gas to the measurement system and record the response. Follow Section 10.1.3. Use Figure 1 to record all data. Repeat the run three times for a total of four complete runs. During the four repeatability check runs, do not adjust the system except where necessary to achieve the correct calibration gas flow rate at the analyzer.

**13.3.2 Repeatability Check Calculations.** Determine the highest and lowest average "measurement data phase" CO concentrations from the four repeatability check runs and record the results on Figure 1 or a similar form. The absolute value of the difference between the maximum and minimum average values recorded must not vary more than  $\pm 3$  percent or  $\pm 1$  ppm of the up-scale gas value, whichever is less restrictive.

14.0 Pollution Prevention (Reserved)

15.0 Waste Management (Reserved)

16.0 Alternative Procedures (Reserved)

17.0 References

(1) "Development of an Electrochemical Cell Emission Analyzer Test Protocol", Topical Report, Phil Juneau, Emission Monitoring, Inc., July 1997.

(2) "Determination of Nitrogen Oxides, Carbon Monoxide, and Oxygen Emissions from Natural Gas-Fired Engines, Boilers, and Process Heaters Using Portable Analyzers", EMC Conditional Test Protocol 30 (CTM-30), Gas Research Institute Protocol GRI-96/0008, Revision 7, October 13, 1997.

(3) "ICAC Test Protocol for Periodic Monitoring", EMC Conditional Test Protocol 34 (CTM-034), The Institute of Clean Air Companies, September 8, 1999.

(4) "Code of Federal Regulations", Protection of Environment, 40 CFR, Part 60, Appendix A, Methods 1-4; 10.

Table 1: Appendix A—Sampling Run Data.

	Facility _____				Engine I.D. _____				Date _____		
Run Type:	( )				( )				( )		
(X)	Pre-Sample Calibration				Stack Gas Sample				Post-Sample Cal. Check		
Run #	1	1	2	2	3	3	4	4	Time	Scrub. OK	Flow- Rate

Gas	O <sub>2</sub>	CO	O <sub>2</sub>	CO	O <sub>2</sub>	CO	O <sub>2</sub>	CO			
Sample Cond. Phase											
"											
"											
"											
"											
Measurement Data Phase											
"											
"											
"											
"											
"											
"											
"											
"											
"											
"											
Mean											
Refresh Phase											
"											
"											
"											
"											

[78 FR 6721, Jan. 30, 2013]

**Attachment D**  
**Part 70 Operating Permit Renewal No. T089-33459-00214**

[Downloaded from the eCFR on May 13, 2013]

**Electronic Code of Federal Regulations**

**Title 40: Protection of Environment**

**Part 63, Subpart BBBBBB—National Emission Standards for Hazardous Air Pollutants for Source Category: Gasoline Distribution Bulk Terminals, Bulk Plants, and Pipeline Facilities**

Source: 73 FR 1933, Jan. 10, 2008, unless otherwise noted.

**What This Subpart Covers**

**§ 63.11080 What is the purpose of this subpart?**

This subpart establishes national emission limitations and management practices for hazardous air pollutants (HAP) emitted from area source gasoline distribution bulk terminals, bulk plants, and pipeline facilities. This subpart also establishes requirements to demonstrate compliance with the emission limitations and management practices.

**§ 63.11081 Am I subject to the requirements in this subpart?**

(a) The affected source to which this subpart applies is each area source bulk gasoline terminal, pipeline breakout station, pipeline pumping station, and bulk gasoline plant identified in paragraphs (a)(1) through (4) of this section. You are subject to the requirements in this subpart if you own or operate one or more of the affected area sources identified in paragraphs (a)(1) through (4) of this section.

(1) A bulk gasoline terminal that is not subject to the control requirements of 40 CFR part 63, subpart R (§§ 63.422, 63.423, and 63.424) or 40 CFR part 63, subpart CC (§§ 63.646, 63.648, 63.649, and 63.650).

(2) A pipeline breakout station that is not subject to the control requirements of 40 CFR part 63, subpart R (§§ 63.423 and 63.424).

(3) A pipeline pumping station.

(4) A bulk gasoline plant.

(b) If you are an owner or operator of affected sources, as defined in (a)(1) through (4) of this section, you are not required to meet the obligation to obtain a permit under 40 CFR part 70 or 40 CFR part 71 as a result of being subject to this subpart. However, you are still subject to the requirement to apply for and obtain a permit under 40 CFR part 70 or 40 CFR part 71 if you meet one or more of the applicability criteria found in 40 CFR 70.3(a) and (b) or 40 CFR part 71.3(a) and (b).

(c) Gasoline storage tanks that are located at affected sources identified in paragraphs (a)(1) through (a)(4) of this section, and that are used only for dispensing gasoline in a manner consistent with tanks located at a gasoline dispensing facility as defined in § 63.11132, are not subject to any of the requirements in this subpart. These tanks must comply with subpart CCCCCC of this part.

(d) The loading of aviation gasoline into storage tanks at airports, and the subsequent transfer of aviation gasoline within the airport, is not subject to this subpart.

(e) The loading of gasoline into marine tank vessels at bulk facilities is not subject to this subpart.

(f) If your affected source's throughput ever exceeds an applicable throughput threshold in the definition of "bulk gasoline terminal" or in item 1 in Table 2 to this subpart, the affected source will remain subject to the requirements for sources above the threshold, even if the affected source throughput later falls below the applicable throughput threshold.

(g) For the purpose of determining gasoline throughput, as used in the definition of bulk gasoline plant and bulk gasoline terminal, the 20,000 gallons per day threshold throughput is the maximum calculated design throughput for any day, and is not an average. An enforceable State, local, or Tribal permit limitation on throughput, established prior to the applicable compliance date, may be used in lieu of the 20,000 gallons per day design capacity throughput threshold to determine whether the facility is a bulk gasoline plant or a bulk gasoline terminal.

(h) Storage tanks that are used to load gasoline into a cargo tank for the on-site redistribution of gasoline to another storage tank are subject to this subpart.

(i) For any affected source subject to the provisions of this subpart and another Federal rule, you may elect to comply only with the more stringent provisions of the applicable subparts. You must consider all provisions of the rules, including monitoring, recordkeeping, and reporting. You must identify the affected source and provisions with which you will comply in your Notification of Compliance Status required under § 63.11093. You also must demonstrate in your Notification of Compliance Status that each provision with which you will comply is at least as stringent as the otherwise applicable requirements in this subpart. You are responsible for making accurate determinations concerning the more stringent provisions; noncompliance with this rule is not excused if it is later determined that your determination was in error, and, as a result, you are violating this subpart. Compliance with this rule is your responsibility, and the Notification of Compliance Status does not alter or affect that responsibility.

(j) For new or reconstructed affected sources, as specified in § 63.11082(b) and (c), recordkeeping to document applicable throughput must begin upon startup of the affected source. For existing sources, as specified in § 63.11082(d), recordkeeping to document applicable throughput must begin on January 10, 2008. Records required under this paragraph shall be kept for a period of 5 years.

[73 FR 1933, Jan. 10, 2008, as amended at 76 FR 4176, Jan. 24, 2011]

**§ 63.11082 What parts of my affected source does this subpart cover?**

(a) The emission sources to which this subpart applies are gasoline storage tanks, gasoline loading racks, vapor collection-equipped gasoline cargo tanks, and equipment components in vapor or liquid gasoline service that meet the criteria specified in Tables 1 through 3 to this subpart.

(b) An affected source is a new affected source if you commenced construction on the affected source after November 9, 2006, and you meet the applicability criteria in § 63.11081 at the time you commenced operation.

(c) An affected source is reconstructed if you meet the criteria for reconstruction as defined in § 63.2.

(d) An affected source is an existing affected source if it is not new or reconstructed.

**§ 63.11083 When do I have to comply with this subpart?**

(a) If you have a new or reconstructed affected source, you must comply with this subpart according to paragraphs (a)(1) and (2) of this section.

(1) If you start up your affected source before January 10, 2008, you must comply with the standards in this subpart no later than January 10, 2008.

(2) If you start up your affected source after January 10, 2008, you must comply with the standards in this subpart upon startup of your affected source.

(b) If you have an existing affected source, you must comply with the standards in this subpart no later than January 10, 2011.

(c) If you have an existing affected source that becomes subject to the control requirements in this subpart because of an increase in the daily throughput, as specified in option 1 of Table 2 to this subpart, you must comply with the standards in this subpart no later than 3 years after the affected source becomes subject to the control requirements in this subpart.

[73 FR 1933, Jan. 10, 2008, as amended at 76 FR 4177, Jan. 24, 2011]

## **Emission Limitations and Management Practices**

### **§ 63.11085 What are my general duties to minimize emissions?**

Each owner or operator of an affected source under this subpart must comply with the requirements of paragraphs (a) and (b) of this section.

(a) You must, at all times, operate and maintain any affected source, including associated air pollution control equipment and monitoring equipment, in a manner consistent with safety and good air pollution control practices for minimizing emissions. Determination of whether such operation and maintenance procedures are being used will be based on information available to the Administrator, which may include, but is not limited to, monitoring results, review of operation and maintenance procedures, review of operation and maintenance records, and inspection of the source.

(b) You must keep applicable records and submit reports as specified in § 63.11094(g) and § 63.11095(d).

[76 FR 4177, Jan. 24, 2011]

### **§ 63.11086 What requirements must I meet if my facility is a bulk gasoline plant?**

Each owner or operator of an affected bulk gasoline plant, as defined in § 63.11100, must comply with the requirements of paragraphs (a) through (i) of this section.

(a) Except as specified in paragraph (b) of this section, you must only load gasoline into storage tanks and cargo tanks at your facility by utilizing submerged filling, as defined in § 63.11100, and as specified in paragraphs (a)(1), (a)(2), or (a)(3) of this section. The applicable distances in paragraphs (a)(1) and (2) of this section shall be measured from the point in the opening of the submerged fill pipe that is the greatest distance from the bottom of the storage tank.

(1) Submerged fill pipes installed on or before November 9, 2006, must be no more than 12 inches from the bottom of the tank.

(2) Submerged fill pipes installed after November 9, 2006, must be no more than 6 inches from the bottom of the tank.

(3) Submerged fill pipes not meeting the specifications of paragraphs (a)(1) or (a)(2) of this section are allowed if the owner or operator can demonstrate that the liquid level in the gasoline storage tank is always above the entire opening of the fill pipe. Documentation providing such demonstration must be made available for inspection by the Administrator's delegated representative during the course of a site visit.

(b) Gasoline storage tanks with a capacity of less than 250 gallons are not required to comply with the control requirements in paragraph (a) of this section, but must comply only with the requirements in paragraph (d) of this section.

(c) You must perform a monthly leak inspection of all equipment in gasoline service according to the requirements specified in § 63.11089(a) through (d).

(d) You must not allow gasoline to be handled in a manner that would result in vapor releases to the atmosphere for extended periods of time. Measures to be taken include, but are not limited to, the following:

- (1) Minimize gasoline spills;
  - (2) Clean up spills as expeditiously as practicable;
  - (3) Cover all open gasoline containers and all gasoline storage tank fill-pipes with a gasketed seal when not in use;
  - (4) Minimize gasoline sent to open waste collection systems that collect and transport gasoline to reclamation and recycling devices, such as oil/water separators.
- (e) You must submit an Initial Notification that you are subject to this subpart by May 9, 2008 unless you meet the requirements in paragraph (g) of this section. The Initial Notification must contain the information specified in paragraphs (e)(1) through (4) of this section. The notification must be submitted to the applicable EPA Regional Office and the delegated State authority, as specified in § 63.13.
- (1) The name and address of the owner and the operator.
  - (2) The address (i.e., physical location) of the bulk plant.
  - (3) A statement that the notification is being submitted in response to this subpart and identifying the requirements in paragraphs (a), (b), (c), and (d) of this section that apply to you.
  - (4) A brief description of the bulk plant, including the number of storage tanks in gasoline service, the capacity of each storage tank in gasoline service, and the average monthly gasoline throughput at the affected source.
- (f) You must submit a Notification of Compliance Status to the applicable EPA Regional Office and the delegated State authority, as specified in § 63.13, by the compliance date specified in § 63.11083 unless you meet the requirements in paragraph (g) of this section. The Notification of Compliance Status must be signed by a responsible official who must certify its accuracy and must indicate whether the source has complied with the requirements of this subpart. If your facility is in compliance with the requirements of this subpart at the time the Initial Notification required under paragraph (e) of this section is due, the Notification of Compliance Status may be submitted in lieu of the Initial Notification provided it contains the information required under paragraph (e) of this section.
- (g) If, prior to January 10, 2008, you are operating in compliance with an enforceable State, local, or tribal rule or permit that requires submerged fill as specified in § 63.11086(a), you are not required to submit an Initial Notification or a Notification of Compliance Status under paragraph (e) or paragraph (f) of this section.
- (h) You must comply with the requirements of this subpart by the applicable dates specified in § 63.11083.
- (i) You must keep applicable records and submit reports as specified in § 63.11094(d) and (e) and § 63.11095(c).

[73 FR 1933, Jan. 10, 2008, as amended at 76 FR 4177, Jan. 24, 2011]

**§ 63.11087 What requirements must I meet for gasoline storage tanks if my facility is a bulk gasoline terminal, pipeline breakout station, or pipeline pumping station?**

- (a) You must meet each emission limit and management practice in Table 1 to this subpart that applies to your gasoline storage tank.
- (b) You must comply with the requirements of this subpart by the applicable dates specified in § 63.11083, except that storage vessels equipped with floating roofs and not meeting the requirements of paragraph (a) of this section must be in compliance at the first degassing and cleaning activity after January 10, 2011 or by January 10, 2018, whichever is first.
- (c) You must comply with the applicable testing and monitoring requirements specified in § 63.11092(e).
- (d) You must submit the applicable notifications as required under § 63.11093.



(e) You must keep records and submit reports as specified in §§ 63.11094 and 63.11095.

(f) If your gasoline storage tank is subject to, and complies with, the control requirements of 40 CFR part 60, subpart Kb of this chapter, your storage tank will be deemed in compliance with this section. You must report this determination in the Notification of Compliance Status report under § 63.11093(b).

**§ 63.11088 What requirements must I meet for gasoline loading racks if my facility is a bulk gasoline terminal, pipeline breakout station, or pipeline pumping station?**

(a) You must meet each emission limit and management practice in Table 2 to this subpart that applies to you.

(b) As an alternative for railcar cargo tanks to the requirements specified in Table 2 to this subpart, you may comply with the requirements specified in § 63.422(e).

(c) You must comply with the requirements of this subpart by the applicable dates specified in § 63.11083.

(d) You must comply with the applicable testing and monitoring requirements specified in § 63.11092.

(e) You must submit the applicable notifications as required under § 63.11093.

(f) You must keep records and submit reports as specified in §§ 63.11094 and 63.11095.

**§ 63.11089 What requirements must I meet for equipment leak inspections if my facility is a bulk gasoline terminal, bulk plant, pipeline breakout station, or pipeline pumping station?**

(a) Each owner or operator of a bulk gasoline terminal, bulk plant, pipeline breakout station, or pipeline pumping station subject to the provisions of this subpart shall perform a monthly leak inspection of all equipment in gasoline service, as defined in § 63.11100. For this inspection, detection methods incorporating sight, sound, and smell are acceptable.

(b) A log book shall be used and shall be signed by the owner or operator at the completion of each inspection. A section of the log book shall contain a list, summary description, or diagram(s) showing the location of all equipment in gasoline service at the facility.

(c) Each detection of a liquid or vapor leak shall be recorded in the log book. When a leak is detected, an initial attempt at repair shall be made as soon as practicable, but no later than 5 calendar days after the leak is detected. Repair or replacement of leaking equipment shall be completed within 15 calendar days after detection of each leak, except as provided in paragraph (d) of this section.

(d) Delay of repair of leaking equipment will be allowed if the repair is not feasible within 15 days. The owner or operator shall provide in the semiannual report specified in § 63.11095(b), the reason(s) why the repair was not feasible and the date each repair was completed.

(e) You must comply with the requirements of this subpart by the applicable dates specified in § 63.11083.

(f) You must submit the applicable notifications as required under § 63.11093.

(g) You must keep records and submit reports as specified in §§ 63.11094 and 63.11095.

**Testing and Monitoring Requirements**

**§ 63.11092 What testing and monitoring requirements must I meet?**

(a) Each owner or operator of a bulk gasoline terminal subject to the emission standard in item 1(b) of Table 2 to this subpart must comply with the requirements in paragraphs (a) through (d) of this section.

(1) Conduct a performance test on the vapor processing and collection systems according to either paragraph (a)(1)(i) or paragraph (a)(1)(ii) of this section.

(i) Use the test methods and procedures in § 60.503 of this chapter, except a reading of 500 parts per million shall be used to determine the level of leaks to be repaired under § 60.503(b) of this chapter.

(ii) Use alternative test methods and procedures in accordance with the alternative test method requirements in § 63.7(f).

(2) If you are operating your gasoline loading rack in compliance with an enforceable State, local, or tribal rule or permit that requires your loading rack to meet an emission limit of 80 milligrams (mg), or less, per liter of gasoline loaded (mg/l), you may submit a statement by a responsible official of your facility certifying the compliance status of your loading rack in lieu of the test required under paragraph (a)(1) of this section.

(3) If you have conducted performance testing on the vapor processing and collection systems within 5 years prior to January 10, 2008, and the test is for the affected facility and is representative of current or anticipated operating processes and conditions, you may submit the results of such testing in lieu of the test required under paragraph (a)(1) of this section, provided the testing was conducted using the test methods and procedures in § 60.503 of this chapter. Should the Administrator deem the prior test data unacceptable, the facility is still required to meet the requirement to conduct an initial performance test within 180 days of the compliance date specified in § 63.11083; thus, previous test reports should be submitted as soon as possible after January 10, 2008.

(4) The performance test requirements of § 63.11092(a) do not apply to flares defined in § 63.11100 and meeting the flare requirements in § 63.11(b). The owner or operator shall demonstrate that the flare and associated vapor collection system is in compliance with the requirements in § 63.11(b) and 40 CFR 60.503(a), (b), and (d).

(b) Each owner or operator of a bulk gasoline terminal subject to the provisions of this subpart shall install, calibrate, certify, operate, and maintain, according to the manufacturer's specifications, a continuous monitoring system (CMS) while gasoline vapors are displaced to the vapor processor systems, as specified in paragraphs (b)(1) through (5) of this section. For each facility conducting a performance test under paragraph (a)(1) of this section, and for each facility utilizing the provisions of paragraphs (a)(2) or (a)(3) of this section, the CMS must be installed by January 10, 2011.

(1) For each performance test conducted under paragraph (a)(1) of this section, the owner or operator shall determine a monitored operating parameter value for the vapor processing system using the procedures specified in paragraphs (b)(1)(i) through (iv) of this section. During the performance test, continuously record the operating parameter as specified under paragraphs (b)(1)(i) through (iv) of this section.

(i) Where a carbon adsorption system is used, the owner or operator shall monitor the operation of the system as specified in paragraphs (b)(1)(i)(A) or (B) of this section.

(A) A continuous emissions monitoring system (CEMS) capable of measuring organic compound concentration shall be installed in the exhaust air stream.

(B) As an alternative to paragraph (b)(1)(i)(A) of this section, you may choose to meet the requirements listed in paragraph (b)(1)(i)(B)( 1 ) and ( 2 ) of this section.

( 1 ) Carbon adsorption devices shall be monitored as specified in paragraphs (b)(1)(i)(B)( 1 )( i ),( ii ), and ( iii ) of this section.

( i ) Vacuum level shall be monitored using a pressure transmitter installed in the vacuum pump suction line, with the measurements displayed on a gauge that can be visually observed. Each carbon bed shall be observed during one complete regeneration cycle on each day of operation of the loading rack to determine the maximum vacuum level achieved.

( ii ) Conduct annual testing of the carbon activity for the carbon in each carbon bed. Carbon activity shall be tested in accordance with the butane working capacity test of the American Society for Testing and Materials (ASTM) Method

D 5228-92 (incorporated by reference, see § 63.14), or by another suitable procedure as recommended by the manufacturer.

( iii ) Conduct monthly measurements of the carbon bed outlet volatile organic compounds (VOC) concentration over the last 5 minutes of an adsorption cycle for each carbon bed, documenting the highest measured VOC concentration. Measurements shall be made using a portable analyzer, or a permanently mounted analyzer, in accordance with 40 CFR part 60, Appendix A-7, EPA Method 21 for open-ended lines.

( 2 ) Develop and submit to the Administrator a monitoring and inspection plan that describes the owner or operator's approach for meeting the requirements in paragraphs (b)(1)(i)(B)( 2 )( i ) through ( v ) of this section.

( i ) The lowest maximum required vacuum level and duration needed to assure regeneration of the carbon beds shall be determined by an engineering analysis or from the manufacturer's recommendation and shall be documented in the monitoring and inspection plan.

( ii ) The owner or operator shall verify, during each day of operation of the loading rack, the proper valve sequencing, cycle time, gasoline flow, purge air flow, and operating temperatures. Verification shall be through visual observation, or through an automated alarm or shutdown system that monitors system operation. A manual or electronic record of the start and end of a shutdown event may be used.

( iii ) The owner or operator shall perform semi-annual preventive maintenance inspections of the carbon adsorption system, including the automated alarm or shutdown system for those units so equipped, according to the recommendations of the manufacturer of the system.

( iv ) The monitoring plan developed under paragraph ( 2 ) of this section shall specify conditions that would be considered malfunctions of the carbon adsorption system during the inspections or automated monitoring performed under paragraphs (b)(1)(i)(B)( 2 )( i ) through ( iii ) of this section, describe specific corrective actions that will be taken to correct any malfunction, and define what the owner or operator would consider to be a timely repair for each potential malfunction.

( v ) The owner or operator shall document the maximum vacuum level observed on each carbon bed from each daily inspection and the maximum VOC concentration observed from each carbon bed on each monthly inspection as well as any system malfunction, as defined in the monitoring and inspection plan, and any activation of the automated alarm or shutdown system with a written entry into a log book or other permanent form of record. Such record shall also include a description of the corrective action taken and whether such corrective actions were taken in a timely manner, as defined in the monitoring and inspection plan, as well as an estimate of the amount of gasoline loaded during the period of the malfunction.

(ii) Where a refrigeration condenser system is used, a continuous parameter monitoring system (CPMS) capable of measuring temperature shall be installed immediately downstream from the outlet to the condenser section. Alternatively, a CEMS capable of measuring organic compound concentration may be installed in the exhaust air stream.

(iii) Where a thermal oxidation system other than a flare is used, the owner or operator shall monitor the operation of the system as specified in paragraphs (b)(1)(iii)(A) or (B) of this section.

(A) A CPMS capable of measuring temperature shall be installed in the firebox or in the ductwork immediately downstream from the firebox in a position before any substantial heat exchange occurs.

(B) As an alternative to paragraph (b)(1)(iii)(A) of this section, you may choose to meet the requirements listed in paragraphs (b)(1)(iii)(B)( 1 ) and ( 2 ) of this section.

( 1 ) The presence of a thermal oxidation system pilot flame shall be monitored using a heat-sensing device, such as an ultraviolet beam sensor or a thermocouple, installed in proximity of the pilot light, to indicate the presence of a flame. The heat-sensing device shall send a positive parameter value to indicate that the pilot flame is on, or a negative parameter value to indicate that the pilot flame is off.

( 2 ) Develop and submit to the Administrator a monitoring and inspection plan that describes the owner or operator's approach for meeting the requirements in paragraphs (b)(1)(iii)(B)( 2 )( i ) through ( v ) of this section.

( i ) The thermal oxidation system shall be equipped to automatically prevent gasoline loading operations from beginning at any time that the pilot flame is absent.

( ii ) The owner or operator shall verify, during each day of operation of the loading rack, the proper operation of the assist-air blower and the vapor line valve. Verification shall be through visual observation, or through an automated alarm or shutdown system that monitors system operation. A manual or electronic record of the start and end of a shutdown event may be used.

( iii ) The owner or operator shall perform semi-annual preventive maintenance inspections of the thermal oxidation system, including the automated alarm or shutdown system for those units so equipped, according to the recommendations of the manufacturer of the system.

( iv ) The monitoring plan developed under paragraph ( 2 ) of this section shall specify conditions that would be considered malfunctions of the thermal oxidation system during the inspections or automated monitoring performed under paragraphs (b)(1)(iii)(B)( 2 )( ii ) and ( iii ) of this section, describe specific corrective actions that will be taken to correct any malfunction, and define what the owner or operator would consider to be a timely repair for each potential malfunction.

( v ) The owner or operator shall document any system malfunction, as defined in the monitoring and inspection plan, and any activation of the automated alarm or shutdown system with a written entry into a log book or other permanent form of record. Such record shall also include a description of the corrective action taken and whether such corrective actions were taken in a timely manner, as defined in the monitoring and inspection plan, as well as an estimate of the amount of gasoline loaded during the period of the malfunction.

(iv) Monitoring an alternative operating parameter or a parameter of a vapor processing system other than those listed in paragraphs (b)(1)(i) through (iii) of this section will be allowed upon demonstrating to the Administrator's satisfaction that the alternative parameter demonstrates continuous compliance with the emission standard in § 63.11088(a).

(2) Where a flare meeting the requirements in § 63.11(b) is used, a heat-sensing device, such as an ultraviolet beam sensor or a thermocouple, must be installed in proximity to the pilot light to indicate the presence of a flame.

(3) Determine an operating parameter value based on the parameter data monitored during the performance test, supplemented by engineering assessments and the manufacturer's recommendations.

(4) Provide for the Administrator's approval the rationale for the selected operating parameter value, monitoring frequency, and averaging time, including data and calculations used to develop the value and a description of why the value, monitoring frequency, and averaging time demonstrate continuous compliance with the emission standard in § 63.11088(a).

(5) If you have chosen to comply with the performance testing alternatives provided under paragraph (a)(2) or paragraph (a)(3) of this section, the monitored operating parameter value may be determined according to the provisions in paragraph (b)(5)(i) or paragraph (b)(5)(ii) of this section.

(i) Monitor an operating parameter that has been approved by the Administrator and is specified in your facility's current enforceable operating permit. At the time that the Administrator requires a new performance test, you must determine the monitored operating parameter value according to the requirements specified in paragraph (b) of this section.

(ii) Determine an operating parameter value based on engineering assessment and the manufacturer's recommendation and submit the information specified in paragraph (b)(4) of this section for approval by the Administrator. At the time that the Administrator requires a new performance test, you must determine the monitored operating parameter value according to the requirements specified in paragraph (b) of this section.

(c) For performance tests performed after the initial test required under paragraph (a) of this section, the owner or operator shall document the reasons for any change in the operating parameter value since the previous performance test.

(d) Each owner or operator of a bulk gasoline terminal subject to the provisions of this subpart shall comply with the requirements in paragraphs (d)(1) through (4) of this section.

(1) Operate the vapor processing system in a manner not to exceed or not to go below, as appropriate, the operating parameter value for the parameters described in paragraph (b)(1) of this section.

(2) In cases where an alternative parameter pursuant to paragraph (b)(1)(iv) or paragraph (b)(5)(i) of this section is approved, each owner or operator shall operate the vapor processing system in a manner not to exceed or not to go below, as appropriate, the alternative operating parameter value.

(3) Operation of the vapor processing system in a manner exceeding or going below the operating parameter value, as appropriate, shall constitute a violation of the emission standard in § 63.11088(a), except as specified in paragraph (d)(4) of this section.

(4) For the monitoring and inspection, as required under paragraphs (b)(1)(i)(B)( 2 ) and (b)(1)(iii)(B)( 2 ) of this section, malfunctions that are discovered shall not constitute a violation of the emission standard in § 63.11088(a) if corrective actions as described in the monitoring and inspection plan are followed. The owner or operator must:

(i) Initiate corrective action to determine the cause of the problem within 1 hour;

(ii) Initiate corrective action to fix the problem within 24 hours;

(iii) Complete all corrective actions needed to fix the problem as soon as practicable consistent with good air pollution control practices for minimizing emissions;

(iv) Minimize periods of start-up, shutdown, or malfunction; and

(v) Take any necessary corrective actions to restore normal operation and prevent the recurrence of the cause of the problem.

(e) Each owner or operator subject to the emission standard in § 63.11087 for gasoline storage tanks shall comply with the requirements in paragraphs (e)(1) through (3) of this section.

(1) If your gasoline storage tank is equipped with an internal floating roof, you must perform inspections of the floating roof system according to the requirements of § 60.113b(a) if you are complying with option 2(b) in Table 1 to this subpart, or according to the requirements of § 63.1063(c)(1) if you are complying with option 2(d) in Table 1 to this subpart.

(2) If your gasoline storage tank is equipped with an external floating roof, you must perform inspections of the floating roof system according to the requirements of § 60.113b(b) if you are complying with option 2(c) in Table 1 to this subpart, or according to the requirements of § 63.1063(c)(2) if you are complying with option 2(d) in Table 1 to this subpart.

(3) If your gasoline storage tank is equipped with a closed vent system and control device, you must conduct a performance test and determine a monitored operating parameter value in accordance with the requirements in paragraphs (a) through (d) of this section, except that the applicable level of control specified in paragraph (a)(2) of this section shall be a 95-percent reduction in inlet total organic compounds (TOC) levels rather than 80 mg/l of gasoline loaded.

(f) The annual certification test for gasoline cargo tanks shall consist of the test methods specified in paragraphs (f)(1) or (f)(2) of this section. Affected facilities that are subject to subpart XX of 40 CFR part 60 may elect, after notification to the subpart XX delegated authority, to comply with paragraphs (f)(1) and (2) of this section.

(1) *EPA Method 27, Appendix A-8, 40 CFR part 60.* Conduct the test using a time period (t) for the pressure and vacuum tests of 5 minutes. The initial pressure ( $P_i$ ) for the pressure test shall be 460 millimeters (mm) of water (18 inches of water), gauge. The initial vacuum ( $V_i$ ) for the vacuum test shall be 150 mm of water (6 inches of water), gauge. The maximum allowable pressure and vacuum changes ( $\Delta p$ ,  $\Delta v$ ) for all affected gasoline cargo tanks is 3 inches of water, or less, in 5 minutes.

(2) *Railcar bubble leak test procedures.* As an alternative to the annual certification test required under paragraph (1) of this section for certification leakage testing of gasoline cargo tanks, the owner or operator may comply with paragraphs (f)(2)(i) and (ii) of this section for railcar cargo tanks, provided the railcar cargo tank meets the requirement in paragraph (f)(2)(iii) of this section.

(i) Comply with the requirements of 49 CFR 173.31(d), 49 CFR 179.7, 49 CFR 180.509, and 49 CFR 180.511 for the periodic testing of railcar cargo tanks.

(ii) The leakage pressure test procedure required under 49 CFR 180.509(j) and used to show no indication of leakage under 49 CFR 180.511(f) shall be ASTM E 515-95, BS EN 1593:1999, or another bubble leak test procedure meeting the requirements in 49 CFR 179.7, 49 CFR 180.505, and 49 CFR 180.509.

(iii) The alternative requirements in this paragraph (f)(2) may not be used for any railcar cargo tank that collects gasoline vapors from a vapor balance system and the system complies with a Federal, State, local, or tribal rule or permit. A vapor balance system is a piping and collection system designed to collect gasoline vapors displaced from a storage vessel, barge, or other container being loaded, and routes the displaced gasoline vapors into the railcar cargo tank from which liquid gasoline is being unloaded.

(g) *Conduct of performance tests.* Performance tests conducted for this subpart shall be conducted under such conditions as the Administrator specifies to the owner or operator, based on representative performance ( *i.e.*, performance based on normal operating conditions) of the affected source. Upon request, the owner or operator shall make available to the Administrator such records as may be necessary to determine the conditions of performance tests.

[73 FR 1933, Jan. 10, 2008 as amended at 73 FR 12276, Mar. 7, 2008; 76 FR 4177, Jan. 24, 2011]

## **Notifications, Records, and Reports**

### **§ 63.11093 What notifications must I submit and when?**

(a) Each owner or operator of an affected source under this subpart must submit an Initial Notification as specified in § 63.9(b). If your facility is in compliance with the requirements of this subpart at the time the Initial Notification is due, the Notification of Compliance Status required under paragraph (b) of this section may be submitted in lieu of the Initial Notification.

(b) Each owner or operator of an affected source under this subpart must submit a Notification of Compliance Status as specified in § 63.9(h). The Notification of Compliance Status must specify which of the compliance options included in Table 1 to this subpart is used to comply with this subpart.

(c) Each owner or operator of an affected bulk gasoline terminal under this subpart must submit a Notification of Performance Test, as specified in § 63.9(e), prior to initiating testing required by § 63.11092(a) or § 63.11092(b).

(d) Each owner or operator of any affected source under this subpart must submit additional notifications specified in § 63.9, as applicable.

### **§ 63.11094 What are my recordkeeping requirements?**

(a) Each owner or operator of a bulk gasoline terminal or pipeline breakout station whose storage vessels are subject to the provisions of this subpart shall keep records as specified in § 60.115b of this chapter if you are complying with options 2(a), 2(b), or 2(c) in Table 1 to this subpart, except records shall be kept for at least 5 years. If you are

complying with the requirements of option 2(d) in Table 1 to this subpart, you shall keep records as specified in § 63.1065.

(b) Each owner or operator of a bulk gasoline terminal subject to the provisions of this subpart shall keep records of the test results for each gasoline cargo tank loading at the facility as specified in paragraphs (b)(1) through (3) of this section.

(1) Annual certification testing performed under § 63.11092(f)(1) and periodic railcar bubble leak testing performed under § 63.11092(f)(2).

(2) The documentation file shall be kept up-to-date for each gasoline cargo tank loading at the facility. The documentation for each test shall include, as a minimum, the following information:

(i) *Name of test:* Annual Certification Test—Method 27 or Periodic Railcar Bubble Leak Test Procedure.

(ii) Cargo tank owner's name and address.

(iii) Cargo tank identification number.

(iv) Test location and date.

(v) Tester name and signature.

(vi) *Witnessing inspector, if any:* Name, signature, and affiliation.

(vii) *Vapor tightness repair:* Nature of repair work and when performed in relation to vapor tightness testing.

(viii) *Test results:* Test pressure; pressure or vacuum change, mm of water; time period of test; number of leaks found with instrument; and leak definition.

(3) If you are complying with the alternative requirements in § 63.11088(b), you must keep records documenting that you have verified the vapor tightness testing according to the requirements of the Administrator.

(c) As an alternative to keeping records at the terminal of each gasoline cargo tank test result as required in paragraph (b) of this section, an owner or operator may comply with the requirements in either paragraph (c)(1) or paragraph (c)(2) of this section.

(1) An electronic copy of each record is instantly available at the terminal.

(i) The copy of each record in paragraph (c)(1) of this section is an exact duplicate image of the original paper record with certifying signatures.

(ii) The Administrator is notified in writing that each terminal using this alternative is in compliance with paragraph (c)(1) of this section.

(2) For facilities that use a terminal automation system to prevent gasoline cargo tanks that do not have valid cargo tank vapor tightness documentation from loading (e.g., via a card lock-out system), a copy of the documentation is made available (e.g., via facsimile) for inspection by the Administrator's delegated representatives during the course of a site visit, or within a mutually agreeable time frame.

(i) The copy of each record in paragraph (c)(2) of this section is an exact duplicate image of the original paper record with certifying signatures.

(ii) The Administrator is notified in writing that each terminal using this alternative is in compliance with paragraph (c)(2) of this section.

(d) Each owner or operator subject to the equipment leak provisions of § 63.11089 shall prepare and maintain a record describing the types, identification numbers, and locations of all equipment in gasoline service. For facilities electing to implement an instrument program under § 63.11089, the record shall contain a full description of the program.

(e) Each owner or operator of an affected source subject to equipment leak inspections under § 63.11089 shall record in the log book for each leak that is detected the information specified in paragraphs (e)(1) through (7) of this section.

(1) The equipment type and identification number.

(2) The nature of the leak (i.e., vapor or liquid) and the method of detection (i.e., sight, sound, or smell).

(3) The date the leak was detected and the date of each attempt to repair the leak.

(4) Repair methods applied in each attempt to repair the leak.

(5) "Repair delayed" and the reason for the delay if the leak is not repaired within 15 calendar days after discovery of the leak.

(6) The expected date of successful repair of the leak if the leak is not repaired within 15 days.

(7) The date of successful repair of the leak.

(f) Each owner or operator of a bulk gasoline terminal subject to the provisions of this subpart shall:

(1) Keep an up-to-date, readily accessible record of the continuous monitoring data required under § 63.11092(b) or § 63.11092(e). This record shall indicate the time intervals during which loadings of gasoline cargo tanks have occurred or, alternatively, shall record the operating parameter data only during such loadings. The date and time of day shall also be indicated at reasonable intervals on this record.

(2) Record and report simultaneously with the Notification of Compliance Status required under § 63.11093(b):

(i) All data and calculations, engineering assessments, and manufacturer's recommendations used in determining the operating parameter value under § 63.11092(b) or § 63.11092(e); and

(ii) The following information when using a flare under provisions of § 63.11(b) to comply with § 63.11087(a):

(A) Flare design (i.e., steam-assisted, air-assisted, or non-assisted); and

(B) All visible emissions (VE) readings, heat content determinations, flow rate measurements, and exit velocity determinations made during the compliance determination required under § 63.11092(e)(3).

(3) Keep an up-to-date, readily accessible copy of the monitoring and inspection plan required under § 63.11092(b)(1)(i)(B)( 2 ) or § 63.11092(b)(1)(iii)(B)( 2 ).

(4) Keep an up-to-date, readily accessible record of all system malfunctions, as specified in § 63.11092(b)(1)(i)(B)( 2 )( v ) or § 63.11092(b)(1)(iii)(B)( 2 )( v ).

(5) If an owner or operator requests approval to use a vapor processing system or monitor an operating parameter other than those specified in § 63.11092(b), the owner or operator shall submit a description of planned reporting and recordkeeping procedures.

(g) Each owner or operator of an affected source under this subpart shall keep records as specified in paragraphs (g)(1) and (2) of this section.



(1) Records of the occurrence and duration of each malfunction of operation ( *i.e.*, process equipment) or the air pollution control and monitoring equipment.

(2) Records of actions taken during periods of malfunction to minimize emissions in accordance with § 63.11085(a), including corrective actions to restore malfunctioning process and air pollution control and monitoring equipment to its normal or usual manner of operation.

[73 FR 1933, Jan. 10, 2008, as amended at 76 FR 4178, Jan. 24, 2011]

**§ 63.11095 What are my reporting requirements?**

(a) Each owner or operator of a bulk terminal or a pipeline breakout station subject to the control requirements of this subpart shall include in a semiannual compliance report to the Administrator the following information, as applicable:

(1) For storage vessels, if you are complying with options 2(a), 2(b), or 2(c) in Table 1 to this subpart, the information specified in § 60.115b(a), § 60.115b(b), or § 60.115b(c) of this chapter, depending upon the control equipment installed, or, if you are complying with option 2(d) in Table 1 to this subpart, the information specified in § 63.1066.

(2) For loading racks, each loading of a gasoline cargo tank for which vapor tightness documentation had not been previously obtained by the facility.

(3) For equipment leak inspections, the number of equipment leaks not repaired within 15 days after detection.

(4) For storage vessels complying with § 63.11087(b) after January 10, 2011, the storage vessel's Notice of Compliance Status information can be included in the next semi-annual compliance report in lieu of filing a separate Notification of Compliance Status report under § 63.11093.

(b) Each owner or operator of an affected source subject to the control requirements of this subpart shall submit an excess emissions report to the Administrator at the time the semiannual compliance report is submitted. Excess emissions events under this subpart, and the information to be included in the excess emissions report, are specified in paragraphs (b)(1) through (5) of this section.

(1) Each instance of a non-vapor-tight gasoline cargo tank loading at the facility in which the owner or operator failed to take steps to assure that such cargo tank would not be reloaded at the facility before vapor tightness documentation for that cargo tank was obtained.

(2) Each reloading of a non-vapor-tight gasoline cargo tank at the facility before vapor tightness documentation for that cargo tank is obtained by the facility in accordance with § 63.11094(b).

(3) Each exceedance or failure to maintain, as appropriate, the monitored operating parameter value determined under § 63.11092(b). The report shall include the monitoring data for the days on which exceedances or failures to maintain have occurred, and a description and timing of the steps taken to repair or perform maintenance on the vapor collection and processing systems or the CMS.

(4) Each instance in which malfunctions discovered during the monitoring and inspections required under § 63.11092(b)(1)(i)(B)( 2 ) and (b)(1)(iii)(B)( 2 ) were not resolved according to the necessary corrective actions described in the monitoring and inspection plan. The report shall include a description of the malfunction and the timing of the steps taken to correct the malfunction.

(5) For each occurrence of an equipment leak for which no repair attempt was made within 5 days or for which repair was not completed within 15 days after detection:

(i) The date on which the leak was detected;

(ii) The date of each attempt to repair the leak;

(iii) The reasons for the delay of repair; and

(iv) The date of successful repair.

(c) Each owner or operator of a bulk gasoline plant or a pipeline pumping station shall submit a semiannual excess emissions report, including the information specified in paragraphs (a)(3) and (b)(5) of this section, only for a 6-month period during which an excess emission event has occurred. If no excess emission events have occurred during the previous 6-month period, no report is required.

(d) Each owner or operator of an affected source under this subpart shall submit a semiannual report including the number, duration, and a brief description of each type of malfunction which occurred during the reporting period and which caused or may have caused any applicable emission limitation to be exceeded. The report must also include a description of actions taken by an owner or operator during a malfunction of an affected source to minimize emissions in accordance with § 63.11085(a), including actions taken to correct a malfunction. The report may be submitted as a part of the semiannual compliance report, if one is required. Owners or operators of affected bulk plants and pipeline pumping stations are not required to submit reports for periods during which no malfunctions occurred.

[73 FR 1933, Jan. 10, 2008 as amended at 73 FR 12276, Mar. 7, 2008; 76 FR 4178, Jan. 24, 2011]

#### **Other Requirements and Information**

##### **§ 63.11098 What parts of the General Provisions apply to me?**

Table 3 to this subpart shows which parts of the General Provisions apply to you.

##### **§ 63.11099 Who implements and enforces this subpart?**

(a) This subpart can be implemented and enforced by the U.S. EPA or a delegated authority such as the applicable State, local, or tribal agency. If the U.S. EPA Administrator has delegated authority to a State, local, or tribal agency, then that agency, in addition to the U.S. EPA, has the authority to implement and enforce this subpart. Contact the applicable U.S. EPA Regional Office to find out if implementation and enforcement of this subpart is delegated to a State, local, or tribal agency.

(b) In delegating implementation and enforcement authority of this subpart to a State, local, or tribal agency under subpart E of this part, the authorities specified in paragraph (c) of this section are retained by the Administrator of U.S. EPA and cannot be transferred to the State, local, or tribal agency.

(c) The authorities that cannot be delegated to State, local, or tribal agencies are as specified in paragraphs (c)(1) through (4) of this section.

(1) Approval of alternatives to the requirements in §§ 63.11086 through 63.11088 and § 63.11092. Any owner or operator requesting to use an alternative means of emission limitation for storage vessels in Table 1 to this subpart must follow either the provisions in § 60.114b of this chapter if you are complying with options 2(a), 2(b), or 2(c) in Table 1 to this subpart, or the provisions in § 63.1064 if you are complying with option 2(d) in Table 1 to this subpart.

(2) Approval of major alternatives to test methods under § 63.7(e)(2)(ii) and (f), as defined in § 63.90, and as required in this subpart.

(3) Approval of major alternatives to monitoring under § 63.8(f), as defined in § 63.90, and as required in this subpart.

(4) Approval of major alternatives to recordkeeping and reporting under § 63.10(f), as defined in § 63.90, and as required in this subpart.

**§ 63.11100 What definitions apply to this subpart?**

As used in this subpart, all terms not defined herein shall have the meaning given them in the Clean Air Act (CAA), in subparts A, K, Ka, Kb, and XX of part 60 of this chapter, or in subparts A, R, and WW of this part. All terms defined in both subpart A of part 60 of this chapter and subparts A, R, and WW of this part shall have the meaning given in subparts A, R, and WW of this part. For purposes of this subpart, definitions in this section supersede definitions in other parts or subparts.

*Administrator* means the Administrator of the United States Environmental Protection Agency or his or her authorized representative (e.g., a State that has been delegated the authority to implement the provisions of this subpart).

*Bulk gasoline plant* means any gasoline storage and distribution facility that receives gasoline by pipeline, ship or barge, or cargo tank, and subsequently loads the gasoline into gasoline cargo tanks for transport to gasoline dispensing facilities, and has a gasoline throughput of less than 20,000 gallons per day. Gasoline throughput shall be the maximum calculated design throughput as may be limited by compliance with an enforceable condition under Federal, State, or local law, and discoverable by the Administrator and any other person.

*Bulk gasoline terminal* means any gasoline storage and distribution facility that receives gasoline by pipeline, ship or barge, or cargo tank and has a gasoline throughput of 20,000 gallons per day or greater. Gasoline throughput shall be the maximum calculated design throughput as may be limited by compliance with an enforceable condition under Federal, State, or local law and discoverable by the Administrator and any other person.

*Equipment* means each valve, pump, pressure relief device, sampling connection system, open-ended valve or line, and flange or other connector in the gasoline liquid transfer and vapor collection systems. This definition also includes the entire vapor processing system except the exhaust port(s) or stack(s).

*Flare* means a thermal oxidation system using an open (without enclosure) flame.

*Gasoline* means any petroleum distillate or petroleum distillate/alcohol blend having a Reid vapor pressure of 27.6 kilopascals or greater, which is used as a fuel for internal combustion engines.

*Gasoline cargo tank* means a delivery tank truck or railcar which is loading gasoline or which has loaded gasoline on the immediately previous load.

*Gasoline storage tank or vessel* means each tank, vessel, reservoir, or container used for the storage of gasoline, but does not include:

- (1) Frames, housing, auxiliary supports, or other components that are not directly involved in the containment of gasoline or gasoline vapors;
- (2) Subsurface caverns or porous rock reservoirs;
- (3) Oil/water separators and sumps, including butane blending sample recovery tanks, used to collect drained material such that it can be pumped to storage or back into a process; or
- (4) Tanks or vessels permanently attached to mobile sources such as trucks, railcars, barges, or ships.

*In gasoline service* means that a piece of equipment is used in a system that transfers gasoline or gasoline vapors.

*Monthly* means once per calendar month at regular intervals of no less than 28 days and no more than 35 days.

*Operating parameter value* means a value for an operating or emission parameter of the vapor processing system (e.g., temperature) which, if maintained continuously by itself or in combination with one or more other operating parameter values, determines that an owner or operator has complied with the applicable emission standard. The operating parameter value is determined using the procedures specified in § 63.11092(b).

*Pipeline breakout station* means a facility along a pipeline containing storage vessels used to relieve surges or receive and store gasoline from the pipeline for re-injection and continued transportation by pipeline or to other facilities.

*Pipeline pumping station* means a facility along a pipeline containing pumps to maintain the desired pressure and flow of product through the pipeline, and not containing gasoline storage tanks other than surge control tanks.

*Submerged filling* means, for the purposes of this subpart, the filling of a gasoline cargo tank or a stationary storage tank through a submerged fill pipe whose discharge is no more than the applicable distance specified in § 63.11086(a) from the bottom of the tank. Bottom filling of gasoline cargo tanks or storage tanks is included in this definition.

*Surge control tank or vessel* means, for the purposes of this subpart, those tanks or vessels used only for controlling pressure in a pipeline system during surges or other variations from normal operations.

*Vapor collection-equipped gasoline cargo tank* means a gasoline cargo tank that is outfitted with the equipment necessary to transfer vapors, displaced during the loading of gasoline into the cargo tank, to a vapor processor system.

*Vapor-tight gasoline cargo tank* means a gasoline cargo tank which has demonstrated within the 12 preceding months that it meets the annual certification test requirements in § 63.11092(f).

[73 FR 1933, Jan. 10, 2008, as amended at 76 FR 4178, Jan. 24, 2011]

**Table 1 to Subpart BBBBBB of Part 63—Applicability Criteria, Emission Limits, and Management Practices for Storage Tanks**

If you own or operate . . .	Then you must . . .
1. A gasoline storage tank meeting either of the following conditions: (i) a capacity of less than 75 cubic meters ( $m^3$ ); or (ii) a capacity of less than 151 $m^3$ and a gasoline throughput of 480 gallons per day or less. Gallons per day is calculated by summing the current day's throughput, plus the throughput for the previous 364 days, and then dividing that sum by 365	Equip each gasoline storage tank with a fixed roof that is mounted to the storage tank in a stationary manner, and maintain all openings in a closed position at all times when not in use.
2. A gasoline storage tank with a capacity of greater than or equal to 75 $m^3$ and not meeting any of the criteria specified in item 1 of this Table	Do the following: (a) Reduce emissions of total organic HAP or TOC by 95 weight-percent with a closed vent system and control device, as specified in § 60.112b(a)(3) of this chapter; or
	(b) Equip each internal floating roof gasoline storage tank according to the requirements in § 60.112b(a)(1) of this chapter, except for the secondary seal requirements under § 60.112b(a)(1)(ii)(B) and the requirements in § 60.112b(a)(1)(iv) through (ix) of this chapter; and
	(c) Equip each external floating roof gasoline storage tank according to the requirements in § 60.112b(a)(2) of this chapter, except that the requirements of § 60.112b(a)(2)(ii) of this chapter shall only be required if such storage tank does not currently meet the requirements of § 60.112b(a)(2)(i) of this chapter; or

If you own or operate . . .	Then you must . . .
	(d) Equip and operate each internal and external floating roof gasoline storage tank according to the applicable requirements in § 63.1063(a)(1) and (b), except for the secondary seal requirements under § 63.1063(a)(1)(i)(C) and (D), and equip each external floating roof gasoline storage tank according to the requirements of § 63.1063(a)(2) if such storage tank does not currently meet the requirements of § 63.1063(a)(1).
3. A surge control tank	Equip each tank with a fixed roof that is mounted to the tank in a stationary manner and with a pressure/vacuum vent with a positive cracking pressure of no less than 0.50 inches of water. Maintain all openings in a closed position at all times when not in use.

[76 FR 4179, Jan. 24, 2011]

**Table 2 to Subpart BBBBBB of Part 63—Applicability Criteria, Emission Limits, and Management Practices for Loading Racks**

If you own or operate . . .	Then you must . . .
1. A bulk gasoline terminal loading rack(s) with a gasoline throughput (total of all racks) of 250,000 gallons per day, or greater. Gallons per day is calculated by summing the current day's throughput, plus the throughput for the previous 364 days, and then dividing that sum by 365	(a) Equip your loading rack(s) with a vapor collection system designed to collect the TOC vapors displaced from cargo tanks during product loading; and (b) Reduce emissions of TOC to less than or equal to 80 mg/l of gasoline loaded into gasoline cargo tanks at the loading rack; and (c) Design and operate the vapor collection system to prevent any TOC vapors collected at one loading rack or lane from passing through another loading rack or lane to the atmosphere; and (d) Limit the loading of gasoline into gasoline cargo tanks that are vapor tight using the procedures specified in § 60.502(e) through (j) of this chapter. For the purposes of this section, the term "tank truck" as used in § 60.502(e) through (j) of this chapter means "cargo tank" as defined in § 63.11100.
2. A bulk gasoline terminal loading rack(s) with a gasoline throughput (total of all racks) of less than 250,000 gallons per day. Gallons per day is calculated by summing the current day's throughput, plus the throughput for the previous 364 days, and then dividing that sum by 365	(a) Use submerged filling with a submerged fill pipe that is no more than 6 inches from the bottom of the cargo tank; and (b) Make records available within 24 hours of a request by the Administrator to document your gasoline throughput.

[76 FR 4179, Jan. 24, 2011]

**Table 3 to Subpart BBBBBB of Part 63—Applicability of General Provisions**

Citation	Subject	Brief description	Applies to subpart BBBBBB
§ 63.1	Applicability	Initial applicability determination; applicability after standard established; permit requirements; extensions, notifications	Yes, specific requirements given in § 63.11081.

Citation	Subject	Brief description	Applies to subpart BBBBBB
§ 63.1(c)(2)	Title V permit	Requirements for obtaining a title V permit from the applicable permitting authority	Yes, § 63.11081(b) of subpart BBBBBB exempts identified area sources from the obligation to obtain title V operating permits.
§ 63.2	Definitions	Definitions for part 63 standards	Yes, additional definitions in § 63.11100.
§ 63.3	Units and Abbreviations	Units and abbreviations for part 63 standards	Yes.
§ 63.4	Prohibited Activities and Circumvention	Prohibited activities; circumvention, severability	Yes.
§ 63.5	Construction/Reconstruction	Applicability; applications; approvals	Yes.
§ 63.6(a)	Compliance with Standards/Operation & Maintenance Applicability	General Provisions apply unless compliance extension; General Provisions apply to area sources that become major	Yes.
§ 63.6(b)(1)-(4)	Compliance Dates for New and Reconstructed Sources	Standards apply at effective date; 3 years after effective date; upon startup; 10 years after construction or reconstruction commences for CAA section 112(f)	Yes.
§ 63.6(b)(5)	Notification	Must notify if commenced construction or reconstruction after proposal	Yes.
§ 63.6(b)(6)	[Reserved]		
§ 63.6(b)(7)	Compliance Dates for New and Reconstructed Area Sources that Become Major	Area sources that become major must comply with major source standards immediately upon becoming major, regardless of whether required to comply when they were an area source	No.
§ 63.6(c)(1)-(2)	Compliance Dates for Existing Sources	Comply according to date in this subpart, which must be no later than 3 years after effective date; for CAA section 112(f) standards, comply within 90 days of effective date unless compliance extension	No, § 63.11083 specifies the compliance dates.
§ 63.6(c)(3)-(4)	[Reserved]		
§ 63.6(c)(5)	Compliance Dates for Existing Area Sources that Become Major	Area sources that become major must comply with major source standards by date indicated in this subpart or by equivalent time period (e.g., 3 years)	No.
§ 63.6(d)	[Reserved]		
63.6(e)(1)(i)	General duty to minimize emissions	Operate to minimize emissions at all times; information Administrator will use to determine if operation and maintenance requirements were met	No. See § 63.11085 for general duty requirement.
63.6(e)(1)(ii)	Requirement to correct malfunctions as soon as possible	Owner or operator must correct malfunctions as soon as possible	No.
§ 63.6(e)(2)	[Reserved]		
§ 63.6(e)(3)	Startup, Shutdown, and Malfunction (SSM) plan	Requirement for SSM plan; content of SSM plan; actions during SSM	No.

Citation	Subject	Brief description	Applies to subpart BBBBBB
§ 63.6(f)(1)	Compliance Except During SSM	You must comply with emission standards at all times except during SSM	No.
§ 63.6(f)(2)-(3)	Methods for Determining Compliance	Compliance based on performance test, operation and maintenance plans, records, inspection	Yes.
§ 63.6(g)(1)-(3)	Alternative Standard	Procedures for getting an alternative standard	Yes.
§ 63.6(h)(1)	Compliance with Opacity/VE Standards	You must comply with opacity/VE standards at all times except during SSM	No.
§ 63.6(h)(2)(i)	Determining Compliance with Opacity/VE Standards	If standard does not State test method, use EPA Method 9 for opacity in appendix A of part 60 of this chapter and EPA Method 22 for VE in appendix A of part 60 of this chapter	No.
§ 63.6(h)(2)(ii)	[Reserved]		
§ 63.6(h)(2)(iii)	Using Previous Tests to Demonstrate Compliance with Opacity/VE Standards	Criteria for when previous opacity/VE testing can be used to show compliance with this subpart	No.
§ 63.6(h)(3)	[Reserved]		
§ 63.6(h)(4)	Notification of Opacity/VE Observation Date	Must notify Administrator of anticipated date of observation	No.
§ 63.6(h)(5)(i), (iii)-(v)	Conducting Opacity/VE Observations	Dates and schedule for conducting opacity/VE observations	No.
§ 63.6(h) (5)(ii)	Opacity Test Duration and Averaging Times	Must have at least 3 hours of observation with 30 6-minute averages	No.
§ 63.6(h)(6)	Records of Conditions During Opacity/VE Observations	Must keep records available and allow Administrator to inspect	No.
§ 63.6(h)(7)(i)	Report Continuous Opacity Monitoring System (COMS) Monitoring Data from Performance Test	Must submit COMS data with other performance test data	No.
§ 63.6(h)(7)(ii)	Using COMS Instead of EPA Method 9	Can submit COMS data instead of EPA Method 9 results even if rule requires EPA Method 9 in appendix A of part 60 of this chapter, but must notify Administrator before performance test	No.
§ 63.6(h)(7)(iii)	Averaging Time for COMS During Performance Test	To determine compliance, must reduce COMS data to 6-minute averages	No.
§ 63.6(h)(7)(iv)	COMS Requirements	Owner/operator must demonstrate that COMS performance evaluations are conducted according to § 63.8(e); COMS are properly maintained and operated according to § 63.8(c) and data quality as § 63.8(d)	No.

Citation	Subject	Brief description	Applies to subpart BBBBBB
§ 63.6(h)(7)(v)	Determining Compliance with Opacity/VE Standards	COMS is probable but not conclusive evidence of compliance with opacity standard, even if EPA Method 9 observation shows otherwise. Requirements for COMS to be probable evidence-proper maintenance, meeting Performance Specification 1 in appendix B of part 60 of this chapter, and data have not been altered	No.
§ 63.6(h)(8)	Determining Compliance with Opacity/VE Standards	Administrator will use all COMS, EPA Method 9 (in appendix A of part 60 of this chapter), and EPA Method 22 (in appendix A of part 60 of this chapter) results, as well as information about operation and maintenance to determine compliance	No.
§ 63.6(h)(9)	Adjusted Opacity Standard	Procedures for Administrator to adjust an opacity standard	No.
§ 63.6(i)(1)-(14)	Compliance Extension	Procedures and criteria for Administrator to grant compliance extension	Yes.
§ 63.6(j)	Presidential Compliance Exemption	President may exempt any source from requirement to comply with this subpart	Yes.
§ 63.7(a)(2)	Performance Test Dates	Dates for conducting initial performance testing; must conduct 180 days after compliance date	Yes.
§ 63.7(a)(3)	Section 114 Authority	Administrator may require a performance test under CAA section 114 at any time	Yes.
§ 63.7(b)(1)	Notification of Performance Test	Must notify Administrator 60 days before the test	Yes.
§ 63.7(b)(2)	Notification of Re-scheduling	If have to reschedule performance test, must notify Administrator of rescheduled date as soon as practicable and without delay	Yes.
§ 63.7(c)	Quality Assurance (QA)/Test Plan	Requirement to submit site-specific test plan 60 days before the test or on date Administrator agrees with; test plan approval procedures; performance audit requirements; internal and external QA procedures for testing	Yes.
§ 63.7(d)	Testing Facilities	Requirements for testing facilities	Yes.
63.7(e)(1)	Conditions for Conducting Performance Tests	Performance test must be conducted under representative conditions	No, § 63.11092(g) specifies conditions for conducting performance tests.
§ 63.7(e)(2)	Conditions for Conducting Performance Tests	Must conduct according to this subpart and EPA test methods unless Administrator approves alternative	Yes.
§ 63.7(e)(3)	Test Run Duration	Must have three test runs of at least 1 hour each; compliance is based on arithmetic mean of three runs; conditions when data from an additional test run can be used	Yes, except for testing conducted under § 63.11092(a).



Citation	Subject	Brief description	Applies to subpart BBBBBB
§ 63.7(f)	Alternative Test Method	Procedures by which Administrator can grant approval to use an intermediate or major change, or alternative to a test method	Yes.
§ 63.7(g)	Performance Test Data Analysis	Must include raw data in performance test report; must submit performance test data 60 days after end of test with the notification of compliance status; keep data for 5 years	Yes.
§ 63.7(h)	Waiver of Tests	Procedures for Administrator to waive performance test	Yes.
§ 63.8(a)(1)	Applicability of Monitoring Requirements	Subject to all monitoring requirements in standard	Yes.
§ 63.8(a)(2)	Performance Specifications	Performance specifications in appendix B of 40 CFR part 60 apply	Yes.
§ 63.8(a)(3)	[Reserved]		
§ 63.8(a)(4)	Monitoring of Flares	Monitoring requirements for flares in § 63.11 apply	Yes.
§ 63.8(b)(1)	Monitoring	Must conduct monitoring according to standard unless Administrator approves alternative	Yes.
§ 63.8(b)(2)-(3)	Multiple Effluents and Multiple Monitoring Systems	Specific requirements for installing monitoring systems; must install on each affected source or after combined with another affected source before it is released to the atmosphere provided the monitoring is sufficient to demonstrate compliance with the standard; if more than one monitoring system on an emission point, must report all monitoring system results, unless one monitoring system is a backup	Yes.
§ 63.8(c)(1)	Monitoring System Operation and Maintenance	Maintain monitoring system in a manner consistent with good air pollution control practices	Yes.
§ 63.8(c)(1)(i)	Operation and Maintenance of CMS	Must maintain and operate each CMS as specified in § 63.6(e)(1)	No.
§ 63.8(c)(1)(ii)	Operation and Maintenance of CMS	Must keep parts for routine repairs readily available	Yes.
§ 63.8(c)(1)(iii)	Operation and Maintenance of CMS	Requirement to develop SSM Plan for CMS	No.
§ 63.8(c) (2)-(8)	CMS Requirements	Must install to get representative emission or parameter measurements; must verify operational status before or at performance test	Yes.
§ 63.8(d)	CMS Quality Control	Requirements for CMS quality control, including calibration, etc.; must keep quality control plan on record for 5 years; keep old versions for 5 years after revisions	No.
§ 63.8(e)	CMS Performance Evaluation	Notification, performance evaluation test plan, reports	Yes.

Citation	Subject	Brief description	Applies to subpart BBBBBB
§ 63.8(f) (1)-(5)	Alternative Monitoring Method	Procedures for Administrator to approve alternative monitoring	Yes.
§ 63.8(f)(6)	Alternative to Relative Accuracy Test	Procedures for Administrator to approve alternative relative accuracy tests for CEMS	Yes.
§ 63.8(g)	Data Reduction	COMS 6-minute averages calculated over at least 36 evenly spaced data points; CEMS 1 hour averages computed over at least 4 equally spaced data points; data that cannot be used in average	Yes.
§ 63.9(a)	Notification Requirements	Applicability and State delegation	Yes.
§ 63.9(b) (1)-(2), (4)-(5)	Initial Notifications	Submit notification within 120 days after effective date; notification of intent to construct/reconstruct, notification of commencement of construction/reconstruction, notification of startup; contents of each	Yes.
§ 63.9(c)	Request for Compliance Extension	Can request if cannot comply by date or if installed best available control technology or lowest achievable emission rate	Yes.
§ 63.9(d)	Notification of Special Compliance Requirements for New Sources	For sources that commence construction between proposal and promulgation and want to comply 3 years after effective date	Yes.
§ 63.9(e)	Notification of Performance Test	Notify Administrator 60 days prior	Yes.
§ 63.9(f)	Notification of VE/Opacity Test	Notify Administrator 30 days prior	No.
§ 63.9(g)	Additional Notifications When Using CMS	Notification of performance evaluation; notification about use of COMS data; notification that exceeded criterion for relative accuracy alternative	Yes, however, there are no opacity standards.
§ 63.9(h)(1)-(6)	Notification of Compliance Status	Contents due 60 days after end of performance test or other compliance demonstration, except for opacity/VE, which are due 30 days after; when to submit to Federal vs. State authority	Yes, except as specified in § 63.11095(a)(4); also, there are no opacity standards.
§ 63.9(i)	Adjustment of Submittal Deadlines	Procedures for Administrator to approve change when notifications must be submitted	Yes.
§ 63.9(j)	Change in Previous Information	Must submit within 15 days after the change	Yes.
§ 63.10(a)	Record-keeping/Reporting	Applies to all, unless compliance extension; when to submit to Federal vs. State authority; procedures for owners of more than one source	Yes.
§ 63.10(b)(1)	Record-keeping/Reporting	General requirements; keep all records readily available; keep for 5 years	Yes.
§ 63.10(b)(2)(i)	Records related to SSM	Recordkeeping of occurrence and duration of startups and shutdowns	No.

Citation	Subject	Brief description	Applies to subpart BBBBBB
§ 63.10(b)(2)(ii)	Records related to SSM	Recordkeeping of malfunctions	No. See § 63.11094(g) for recordkeeping of (1) occurrence and duration and (2) actions taken during malfunction.
§ 63.10(b)(2)(iii)	Maintenance records	Recordkeeping of maintenance on air pollution control and monitoring equipment	Yes.
§ 63.10(b)(2)(iv)	Records Related to SSM	Actions taken to minimize emissions during SSM	No.
§ 63.10(b)(2)(v)	Records Related to SSM	Actions taken to minimize emissions during SSM	No.
§ 63.10(b)(2)(vi)-(xi)	CMS Records	Malfunctions, inoperative, out-of-control periods	Yes.
§ 63.10(b)(2)(xii)	Records	Records when under waiver	Yes.
§ 63.10(b)(2)(xiii)	Records	Records when using alternative to relative accuracy test	Yes.
§ 63.10(b)(2)(xiv)	Records	All documentation supporting initial notification and notification of compliance status	Yes.
§ 63.10(b)(3)	Records	Applicability determinations	Yes.
§ 63.10(c)	Records	Additional records for CMS	No.
§ 63.10(d)(1)	General Reporting Requirements	Requirement to report	Yes.
§ 63.10(d)(2)	Report of Performance Test Results	When to submit to Federal or State authority	Yes.
§ 63.10(d)(3)	Reporting Opacity or VE Observations	What to report and when	No.
§ 63.10(d)(4)	Progress Reports	Must submit progress reports on schedule if under compliance extension	Yes.
§ 63.10(d)(5)	SSM Reports	Contents and submission	No. See § 63.11095(d) for malfunction reporting requirements.
§ 63.10(e)(1)-(2)	Additional CMS Reports	Must report results for each CEMS on a unit; written copy of CMS performance evaluation; 2-3 copies of COMS performance evaluation	No.
§ 63.10(e)(3)(i)-(iii)	Reports	Schedule for reporting excess emissions	Yes, note that § 63.11095 specifies excess emission events for this subpart.

Citation	Subject	Brief description	Applies to subpart BBBBBB
§ 63.10(e)(3)(iv)-(v)	Excess Emissions Reports	Requirement to revert to quarterly submission if there is an excess emissions and parameter monitor exceedances (now defined as deviations); provision to request semiannual reporting after compliance for 1 year; submit report by 30th day following end of quarter or calendar half; if there has not been an exceedance or excess emissions (now defined as deviations), report contents in a statement that there have been no deviations; must submit report containing all of the information in §§ 63.8(c)(7)-(8) and 63.10(c)(5)-(13)	Yes, § 63.11095 specifies excess emission events for this subpart.
§ 63.10(e)(3)(vi)-(viii)	Excess Emissions Report and Summary Report	Requirements for reporting excess emissions for CMS; requires all of the information in §§ 63.8(c)(7)-(8) and 63.10(c)(5)-(13)	Yes.
§ 63.10(e)(4)	Reporting COMS Data	Must submit COMS data with performance test data	Yes.
§ 63.10(f)	Waiver for Recordkeeping/Reporting	Procedures for Administrator to waive	Yes.
§ 63.11(b)	Flares	Requirements for flares	Yes, the section references § 63.11(b).
§ 63.12	Delegation	State authority to enforce standards	Yes.
§ 63.13	Addresses	Addresses where reports, notifications, and requests are sent	Yes.
§ 63.14	Incorporations by Reference	Test methods incorporated by reference	Yes.
§ 63.15	Availability of Information	Public and confidential information	Yes.

[73 FR 1933, Jan. 10, 2008, as amended at 76 FR 4180, Jan. 24, 2011]

**Indiana Department of Environmental Management**  
**Office of Air Quality**

Technical Support Document (TSD) for a Part 70 Operating Permit Renewal

<b>Source Background and Description</b>
--

<b>Source Name:</b> <b>Source Location:</b> <b>County:</b> <b>SIC Code:</b> <b>Permit Renewal No.:</b> <b>Permit Reviewer:</b>	<b>Explorer Pipeline Company</b> <b>3737 Michigan St. Hammond, IN, 46323</b> <b>Lake</b> <b>4613</b> <b>T089-33459-00214</b> <b>Julie Alexander</b>
---	--

The Office of Air Quality (OAQ) has reviewed the operating permit renewal application from Explorer Pipeline Company relating to the operation of a stationary refined petroleum pipelines operation. On July 25, 2013, Explorer Pipeline Company submitted an application to the OAQ requesting to renew its operating permit. Explorer Pipeline Company was issued its third Part 70 Operating Permit Renewal T089-33459-00214 on June 25, 2009.

<b>Permitted Emission Units and Pollution Control Equipment</b>
---

The source consists of the following permitted emission units:

- (a) Ten (10) volatile organic liquid (gasoline, distillate, jet kerosene, or transmix) storage tanks, identified as tanks No. 622, 623, 632, 633, 636, 639, 652, 653, 690, and 691. Tank specifications are as follows:
- (1) One (1) storage tank, identified as Tank 622, constructed in 1971, with a capacity of 2,284,380 gallons and stores volatile organic liquid (VOL) with a maximum true vapor pressure less than or equal to 7 psia at 50°F. The tank has an internal steel pan floating roof with a liquid mounted metallic shoe seal.
  - (2) One (1) storage tank, identified as Tank 623, constructed in 1971, with a capacity of 3,412,290 gallons and stores volatile organic liquid (VOL) with a maximum true vapor pressure less than or equal to 7 psia at 50°F. The tank has an internal steel pan floating roof with a liquid mounted metallic shoe seal.
  - (3) One (1) storage tank, identified as Tank 632, constructed in 1971, with a capacity of 2,284,380 gallons and stores volatile organic liquid (VOL) with a maximum true vapor pressure less than or equal to 7 psia at 50°F. The tank has an internal steel pan floating roof with a liquid mounted metallic shoe seal.
  - (4) One (1) storage tank, identified as Tank 633, constructed in 1971, with a capacity of 5,063,730 gallons and stores volatile organic liquid (VOL) with a maximum true vapor pressure less than or equal to 7 psia at 50°F. The tank has an internal steel pan floating roof with a liquid mounted metallic shoe seal.
  - (5) One (1) storage tank, identified as Tank 636, constructed in 1971, with a capacity of 3,412,290 gallons and stores volatile organic liquid (VOL) with a maximum true vapor pressure less than or equal to 7 psia at 50°F. The tank has an internal steel pan floating roof with a liquid mounted metallic shoe seal.
  - (6) Two (2) storage tanks, identified as Tank 652 and 653, constructed in 1979, each with have a capacity of 4,060,980 gallons and store volatile organic liquid (VOL)

with a maximum true vapor pressure less than or equal to 7 psia at 50°F. These tanks each have an internal aluminum pontoon floating roof with a vapor mounted double wiper seal.

- (7) One (1) storage tanks, identified as Tank 639, constructed in 1979 and modified in 2013, with a capacity of 4,060,980 gallons and stores volatile organic liquid (VOL) with a maximum true vapor pressure less than or equal to 7 psia at 50°F. The tank has a steel bulkhead internal floating roof with a primary mini mechanical shoe seal, with no secondary seal.
- (8) One (1) storage tank, identified as Tank 690, constructed in 1971, with a capacity of 1,015,140 gallons and stores volatile organic liquid (VOL) with a maximum true vapor pressure less than or equal to 7 psia at 50°F. The tank has an internal aluminum pontoon floating roof with a vapor mounted double wiper seal.
- (9) One (1) storage tank, identified as Tank 691, constructed in 1971, with a capacity of 872,424 gallons and stores volatile organic liquid (VOL) with a maximum true vapor pressure less than or equal to 7 psia at 50°F. The tank has an internal aluminum pontoon floating roof with a vapor mounted double wiper seal.
- (b) Four (4) volatile organic liquid (distillate or jet kerosene) storage tanks, identified as tanks No. 654, 656, 660, and 673. Tank specifications are as follows:
  - (1) One (1) storage tank, identified as Tank 654, constructed in 1971, with a capacity of 2,284,380 gallons and stores volatile organic liquid (VOL) with a maximum true vapor pressure less than or equal to 0.005 psia at 50°F. The tank has a fixed-cone roof.
  - (2) One (1) storage tank, identified as Tank 656, constructed in 1971, with a capacity of 1,015,140 gallons and stores volatile organic liquid (VOL) with a maximum true vapor pressure less than or equal to 0.005 psia at 50°F. The tank has a fixed-cone roof.
  - (3) One (1) storage tank, identified as Tank 660, constructed in 1971, with a capacity of 2,284,380 gallons and stores volatile organic liquid (VOL) with a maximum true vapor pressure less than or equal to 0.006 psia at 50°F. The tank has a fixed-cone roof.
  - (4) One (1) storage tank, identified as Tank 673, constructed in 1971 and modified in 2013, with a capacity of 9,135,000 gallons and stores volatile organic liquid (VOL) with a maximum true vapor pressure less than or equal to 0.006 psia at 50°F. The tank has a steel bulkhead internal floating roof with a primary mini mechanical shoe seal, with no secondary seal.

<b>Insignificant Activities</b>
---------------------------------

The source also consists of the following insignificant activities:

- (a) The following VOC and HAP storage containers: vessels storing lubricating oils and hydraulic oils.
- (b) The following equipment related to manufacturing activities not resulting in the emission of HAPs: cutting torches and welding equipment.
- (c) One (1) diesel emergency fire pump, approved in 2009 for installation, with a maximum capacity of 252 hp.

- (d) One (1) Packed Tower Air Stripper, identified as (Air Stripper) Air 1 used for the removal of volatile organic compounds (VOCs) from contaminated water drawn off the bottom of refined petroleum storage tanks. Maximum volume of contaminated water treated is not to exceed 600 gallons/hour. The tower's stack is 25 ft. high and 1 ft. in diameter with a discharge flow rate of 500 ACFM.
- (e) Unpaved roads and parking lots with public access [326 IAC 6-4].

#### Existing Approvals

The source was issued Part 70 Operating Permit No. 089-26912-00214 on June 25, 2009. There have been no subsequent approvals issued.

#### Enforcement Issue

There are no enforcement actions pending.

#### Emission Calculations

See Appendix A of this document for detailed emission calculations.

#### County Attainment Status

The source is located in Lake County.

Pollutant	Designation
SO <sub>2</sub>	Better than national standards.
CO	Attainment effective February 18, 2000, for the part of the city of East Chicago bounded by Columbus Drive on the north; the Indiana Harbor Canal on the west; 148 <sup>th</sup> Street, if extended, on the south; and Euclid Avenue on the east. Unclassifiable or attainment effective November 15, 1990, for the remainder of East Chicago and Lake County.
O <sub>3</sub>	On June 11, 2012, the U.S. EPA designated Lake County nonattainment, for the 8-hour ozone standard.
PM <sub>10</sub>	Attainment effective March 11, 2003, for the cities of East Chicago, Hammond, Whiting, and Gary. Unclassifiable effective November 15, 1990, for the remainder of Lake County.
NO <sub>2</sub>	Cannot be classified or better than national standards.
Pb	Not designated.
<sup>1</sup> The U. S. EPA has acknowledged in both the proposed and final rulemaking for this redesignation that the anti-backsliding provisions for the 1-hour ozone standard no longer apply as a result of the redesignation under the 8-hour ozone standard. Therefore, permits in Lake County are no longer subject to review pursuant to Emission Offset, 326 IAC 2-3. Unclassifiable or attainment effective February 6, 2012, for PM2.5.	

- (a) **Ozone Standards**  
U.S. EPA, in the Federal Register Notice 77 FR 112 dated June 11, 2012, has designated Lake County as nonattainment for ozone. On August 1, 2012 the air pollution control board issued an emergency rule adopting the U.S. EPA's designation. This rule became effective, August 9, 2012. IDEM, does not agree with U.S. EPA's designation of nonattainment. IDEM filed a suit against US EPA in the US Court of Appeals for the DC Circuit on July 19, 2012. However, in order to ensure that sources are not potentially liable for a violation of the Clean Air Act, the OAQ is following the U.S. EPA's designation. Volatile organic compounds (VOC) and Nitrogen Oxides (NO<sub>x</sub>) are regulated under the Clean Air Act (CAA) for the purposes of attaining and maintaining the

National Ambient Air Quality Standards (NAAQS) for ozone. Therefore, VOC and NO<sub>x</sub> emissions are considered when evaluating the rule applicability relating to ozone. Therefore, VOC and NO<sub>x</sub> emissions were evaluated pursuant to the requirements of Emission Offset, 326 IAC 2-3. See the State Rule Applicability – Entire Source section.

- (b) **PM<sub>2.5</sub>**  
Lake County has been classified as attainment for PM<sub>2.5</sub>. On May 8, 2008, U.S. EPA promulgated the requirements for Prevention of Significant Deterioration (PSD) for PM<sub>2.5</sub> emissions. These rules became effective on July 15, 2008. On May 4, 2011, the air pollution control board issued an emergency rule establishing the direct PM<sub>2.5</sub> significant level at ten (10) tons per year. This rule became effective June 28, 2011. Therefore, direct PM<sub>2.5</sub>, SO<sub>2</sub>, and NO<sub>x</sub> emissions were reviewed pursuant to the requirements for Prevention of Significant Deterioration (PSD), 326 IAC 2-2.
- (c) **Other Criteria Pollutants**  
Lake County has been classified as attainment or unclassifiable in Indiana for all other criteria pollutants. Therefore, these emissions were reviewed pursuant to the requirements for Prevention of Significant Deterioration (PSD), 326 IAC 2-2.

### Fugitive Emissions

Since this source is classified as a petroleum storage and transfer facility, it is considered one of the twenty-eight (28) listed source categories, as specified in 326 IAC 2-2, 326 IAC 2-3, or 326 IAC 2-7. Therefore, fugitive emissions are counted toward the determination of PSD, Emission Offset, and Part 70 Permit applicability.

### Unrestricted Potential Emissions

This table reflects the unrestricted potential emissions of the source.

Unrestricted Potential Emissions	
Pollutant	Tons/year
PM	Less than 100
PM <sub>10</sub>	Less than 100
PM <sub>2.5</sub>	Less than 100
SO <sub>2</sub>	Less than 100
VOC	Less than 100
CO	Less than 100
NO <sub>x</sub>	Less than 100
GHGs as CO <sub>2</sub> e	Less than 100,000
Single HAP	Less than 10
Total HAP	Less than 25

Appendix A of this TSD reflects the unrestricted potential emissions of the source.

The potential to emit of each criteria pollutant is <100 tons per year, potential to emit of GHGs is less than one hundred thousand (100,000) tons of CO<sub>2</sub> equivalent emissions (CO<sub>2</sub>e) per year, the potential to emit any single HAP is <10 tons per year, and the potential to emit any combination of



HAP is <25 tons per year. However, the Permittee wishes this source to remain permitted as a Title V source.

<b>Part 70 Permit Conditions</b>
----------------------------------

This source is subject to the requirements of 326 IAC 2-7, because the source met the following:

- (a) Emission limitations and standards, including those operational requirements and limitations that assure compliance with all applicable requirements at the time of issuance of Part 70 permits.
- (b) Monitoring and related record keeping requirements which assume that all reasonable information is provided to evaluate continuous compliance with the applicable requirements.

<b>Proposed Modification</b>
------------------------------

**Description of Proposed Modification**

The Office of Air Quality (OAQ) has reviewed a modification application, submitted by Explorer Pipeline Company on July 24, 2013, relating to replacing Tanks 639 and 673 internal floating roof systems with steel bulkhead internal floating roof systems. The following is a list of the modified emission units:

- (a) One (1) storage tanks, identified as Tank 639, constructed in 1979 and modified in 2013, with a capacity of 4,060,980 gallons and stores volatile organic liquid (VOL) with a maximum true vapor pressure less than or equal to 7 psia at 50°F. The tank has a steel bulkhead internal floating roof with a primary mini mechanical shoe seal, with no secondary seal.
- (b) One (1) storage tank, identified as Tank 673, constructed in 1971 and modified in 2013, with a capacity of 9,135,000 gallons and stores volatile organic liquid (VOL) with a maximum true vapor pressure less than or equal to 0.006 psia at 50°F. The tank has a steel bulkhead internal floating roof with a primary mini mechanical shoe seal, with no secondary seal.

**Source Status Prior to the Modification**

The table below summarizes the potential to emit of the entire source, prior to the proposed modification, after consideration of all enforceable limits established in the effective permits:

Pollutant	Emissions (ton/yr)
PM	Less than 100
PM <sub>10</sub>	Less than 100
PM <sub>2.5</sub>	Less than 100
SO <sub>2</sub>	Less than 100
VOC	Less than 100
CO	Less than 100
NO <sub>x</sub>	Less than 100
GHGs as CO <sub>2</sub> e	Less than 100,000
Single HAP	Less than 10
Total HAP	Less than 25

- (a) This existing source is not a major stationary source, under PSD (326 IAC 2-2), because no regulated pollutant, excluding GHGs, is emitted at a rate of one hundred (100) tons per year or more, emissions of GHGs are less than one hundred thousand (100,000) tons of CO<sub>2</sub> equivalent emissions (CO<sub>2</sub>e) per year, and it is one of the twenty-eight (28) listed source categories, as specified in 326 IAC 2-2-1(ff)(1).
- (b) This existing source is not a major stationary source under Emission Offset (326 IAC 2-3) because no nonattainment regulated pollutant is emitted at a rate of 100 tons per year or more.

#### **Permit Level Determination – Part 70**

Pursuant to 326 IAC 2-1.1-1(16), Potential to Emit is defined as “the maximum capacity of a stationary source or emission unit to emit any air pollutant under its physical and operational design. Any physical or operational limitation on the capacity of a source to emit an air pollutant, including air pollution control equipment and restrictions on hours of operation or type or amount of material combusted, stored, or processed shall be treated as part of its design if the limitation is enforceable by the U. S. EPA, IDEM, or the appropriate local air pollution control agency.”

The following table is used to determine the appropriate permit level under 326 IAC 2-7-10.5. This table reflects the PTE before controls. Control equipment is not considered federally enforceable until it has been required in a federally enforceable permit.

PTE Change of the Modified Process			
Pollutant	PTE Before Modification (ton/yr)	PTE After Modification (ton/yr)	Increase from Modification (ton/yr)
PM	-	-	-
PM <sub>10</sub>	-	-	-
PM <sub>2.5</sub>	-	-	-
SO <sub>2</sub>	-	-	-
VOC	2.34	2.18	<0
CO	-	-	-
NO <sub>x</sub>	-	-	-
HAPs	0.18	0.01	<0

Appendix A of this TSD reflects the unrestricted potential emissions of the modification.

## Permit Level Determination – PSD

	Potential to Emit (ton/yr)							
Process / Emission Unit	PM	PM <sub>10</sub>	PM <sub>2.5</sub> *	SO <sub>2</sub>	VOC	CO	NO <sub>x</sub>	GHGs
639	-	-	-	-	2.08	-	-	-
673	-	-	-	-	0.10	-	-	-
Total for Modification	-	-	-	-	2.18	-	-	-
PSD Major Source Thresholds	100	100	100	100	n/a	100	100	100,000 CO <sub>2</sub> e
Emission Offset Thresholds	-	-	-	-	100	-	100	-

Potential to Emit After Issuance	
----------------------------------	--

The table below summarizes the potential to emit, reflecting all limits, of the emission units. Any new control equipment is considered federally enforceable only after issuance of this Part 70 permit renewal, and only to the extent that the effect of the control equipment is made practically enforceable in the permit.

Process/ Emission Unit	Potential To Emit of the Entire Source After Issuance of Renewal (tons/year)									
	PM	PM <sub>10</sub> *	PM <sub>2.5</sub> **	SO <sub>2</sub>	NO <sub>x</sub>	VOC	CO	GHGs	Total HAPs	Hexane
Fourteen (14) Tanks	-	-	-	-	-	32.80	-	-	2.90	1.41
Emergency fire pump	0.04	0.14	0.14	0.13	1.51	0.16	0.42	73	1.69E-03	-
Insignificant Tanks	-	-	-	-	-	2.00	-	-	2.00	-
Roads	1.96	1.00	0.10	-	-	-	-	-	-	-
Air Stripper	-	-	-	-	-	0.33	-	-	0.33	-
Cutting Torches & Welding	negl.	negl.	negl.	-	-	-	-	-	negl.	-
Tank Fugitive Emissions	-	-	-	-	-	0.49	-	-	0.49	-
<b>Total PTE of Entire Source</b>	<b>2.00</b>	<b>1.14</b>	<b>0.24</b>	<b>0.13</b>	<b>1.51</b>	<b>35.77</b>	<b>0.42</b>	<b>73</b>	<b>5.71</b>	<b>1.41</b>
Title V Major Source Thresholds	NA	100	100	100	100	100	100	100,000 CO <sub>2</sub> e	25	10
PSD Thresholds	NA	100	100	100	100	NA	100	100,000 CO <sub>2</sub> e	--	--
Emission Offset Thresholds					100	100		NA	NA	NA

\*\*PM<sub>2.5</sub> listed is direct PM<sub>2.5</sub>.

- (a) This existing stationary source is not major for PSD because the emissions of each criteria pollutant are less than one hundred (<100) tons per year, emissions of GHGs are less than one hundred thousand (<100,000) tons of CO<sub>2</sub> equivalent emissions (CO<sub>2</sub>e) per year, and it is in one of the twenty-eight (28) listed source categories.
- (b) This existing stationary source is not major for Emission Offset because the emissions of the nonattainment pollutant, Ozone and its precursors VOC and NO<sub>x</sub>, are less than one hundred (<100) tons per year.

<b>Federal Rule Applicability</b>
-----------------------------------

**CAM**

- (a) Pursuant to 40 CFR 64.2, Compliance Assurance Monitoring (CAM) is applicable to each existing pollutant-specific emission unit that meets the following criteria:
  - (1) has a potential to emit before controls equal to or greater than the major source threshold for the pollutant involved;
  - (2) is subject to an emission limitation or standard for that pollutant; and
  - (3) uses a control device, as defined in 40 CFR 64.1, to comply with that emission limitation or standard.

There are not units that meet all three criteria, under 40 CFR 64.1. There are no units at the source utilizing a control device. Therefore, the requirements of 40 CFR Part 64, CAM are not applicable to any of the existing units.

**NSPS**

- (b) This source is not subject to New Source Performance Standards of Performance for Storage Vessels for Petroleum Liquids for Which Construction, Reconstruction, or Modification Commenced After June 11, 1973, and Prior to May 19, 1978 (40 CFR 60.6110, Subpart K) because no tanks were constructed reconstructed or modified after June 11, 1973 and prior to May 19, 1978. Therefore, the requirements of the NSPS are not included in the permit.
- (c) Tanks 652 and 653 are subject to New Source Performance Standards of Performance for Storage Vessels for Petroleum Liquids for Which Construction, Reconstruction, or Modification Commenced After May 18, 1978 and Prior to July 23, 1984 (40 CFR 60.110a, Subpart Ka) because they were constructed between the aforementioned dates and have capacities greater than 40,000 gallons. Tanks 622, 623, 632, 633, 636, 690, 691, 654, 656, 660, and 673 are not subject to 40 CFR 60, Subpart Ka because they were constructed before the applicability date of May 18, 1978.

Pursuant to 40 CFR 60 Subpart A, a modification means any physical change in, or change in the method of operation of, an existing facility which increases the amount of any air pollutant emitted into the atmosphere or which results in the emission of any air pollutant into the atmosphere not previously emitted by the facility. Tank 639 was constructed in 1979 and modified in 2013, but the modification did not cause an increase in emissions or cause the tank to emit any new emission into the atmosphere. Therefore, 40 CFR 60, Subpart Ka still applies.

Tanks 652, 653, 639 are subject to the following portions of Subpart Ka:

- (1) 40 CFR 60.110a

- (2) 40 CFR 60.111a
- (3) 40 CFR 60.112a(a)(2)
- (4) 40 CFR 60.113a
- (5) 40 CFR 60.114a
- (6) 40 CFR 60.115a

- (d) This source is not subject to New Source Performance Standards of Performance for Volatile Organic Liquid Storage Vessels (Including Petroleum Liquid Storage Vessels) for Which Construction, Reconstruction, or Modification commenced After July 23, 1984 (40 CFR 60.110b, Subpart Kb).

Pursuant to 40 CFR 60 Subpart A, a modification means any physical change in, or change in the method of operation of, an existing facility which increases the amount of any air pollutant emitted into the atmosphere or which results in the emission of any air pollutant into the atmosphere not previously emitted by the facility. The two tanks modified as part of the renewal were constructed in 1979 and modified in 2013, but the modification did not cause an increase in emissions or cause the tank to emit any new emission into the atmosphere. Therefore, 40 CFR 60, Subpart Kb does not apply.

- (e) Explorer Pipeline is not subject to the requirements for New Source Performance Standards of Performance for Bulk Gasoline Terminals (40 CFR 60.500, Subpart XX) because it does not fit the definition of an affected facility. Therefore, the requirements of the NSPS are not included in the permit.

- (f) This source is subject to New Source Performance Standards of Performance for Stationary Compression Ignition Internal Combustion Engines (40 CFR 60.4200, Subpart IIII) because the source owns a 252 hp diesel emergency fire pump. The fire pump is subject to the following portions of Subpart IIII:

- (1) 40 CFR 60.4200(a)(2)(ii)
- (2) 40 CFR 60.4205(c)
- (3) 40 CFR 60.4206
- (4) 40 CFR 60.4207 except (d) and (e)
- (5) 40 CFR 60.4208
- (6) 40 CFR 60.4209
- (7) 40 CFR 60.4211(c)
- (8) 40 CFR 60.4214(b)
- (9) 40 CFR 60.4218
- (10) 40 CFR 60.4219
- (11) Table 3 of Subpart IIII
- (12) Table 4 of Subpart IIII

- (g) This source is not subject to the requirements for New Source Performance Standards of Performance for Stationary Spark Ignition Internal Combustion Engines (40 CFR 60.4230, Subpart JJJJ) because it does not own any spark ignition engines. Therefore, the requirements of the NSPS are not included in the permit.

**NESHAPs**

- (h) This source is not subject to the requirements for National Emission Standards for Hazardous Air Pollutants (NESHAPs) 40 CFR 63, Subpart R (National Emission Standards for Gasoline Terminals and Pipeline Breakout Stations) because it does not have the potential to emit 10 tons per year or more of any hazardous air pollutant or 25 tons per year or more of any combination of hazardous air pollutants. Therefore, the requirements of the NESHAP are not included in the permit.
- (i) This source is subject to the National Emission Standards for Hazardous Air Pollutants for Stationary Reciprocating Internal Combustion Engines (40 CFR 63.6580, Subpart ZZZZ), which is incorporated by reference as 326 IAC 20-82. The compliance date is on startup of this unit. The units subject to this rule include the following:
- One (1) diesel emergency fire pump, approved in 2009 for installation, with a maximum capacity of 252 hp.

Non applicable portions of the NESHAP will not be included in the permit. The emission unit is subject to the following portions of Subpart ZZZZ.

- (1) 40 CFR 63.6580
- (2) 40 CFR 63.6585(a), (c), (d)
- (3) 40 CFR 63.6590(a)(2)(iii)
- (4) 40 CFR 63.6590(c)(1)
- (5) 40 CFR 63.6670
- (6) 40 CFR 63.6675

- (j) This source is subject to the National Emission Standards for Hazardous Air Pollutants for Source Category: Gasoline Distribution Bulk Terminals, Bulk Plants, and Pipeline Facilities (40 CFR 63.11080, Subpart BBBB). The compliance date for this source is January 10, 2008. This source is a bulk gasoline terminal at an area source for HAPs. The units subject to this rule include the following:
- Ten (10) volatile organic liquid (gasoline, distillate, jet kerosene, or transmix) storage tanks, identified as tanks No. 622, 623, 632, 633, 636, 639, 652, 653, 690, and 691. Tank specifications are as follows:
    - One (1) storage tank, identified as Tank 622, constructed in 1971, with a capacity of 2,284,380 gallons and stores volatile organic liquid (VOL) with a maximum true vapor pressure less than or equal to 7 psia at 50°F. The tank has an internal steel pan floating roof with a liquid mounted metallic shoe seal.
    - One (1) storage tank, identified as tank 623, constructed in 1971, with a capacity of 3,412,290 gallons and stores volatile organic liquid (VOL) with a maximum true vapor pressure less than or equal to 7 psia at 50°F. The tank has an internal steel pan floating roof with a liquid mounted metallic shoe seal.
    - One (1) storage tank, identified as Tank 632, constructed in 1971, with a capacity of 2,284,380 gallons and stores volatile organic liquid (VOL) with a maximum true vapor pressure less than or equal to 7 psia at 50°F. The tank has an internal steel pan floating roof with a liquid mounted metallic shoe seal.

- One (1) storage tank, identified as Tank 633, constructed in 1971, with a capacity of 5,063,730 gallons and stores volatile organic liquid (VOL) with a maximum true vapor pressure less than or equal to 7 psia at 50°F. The tank has an internal steel pan floating roof with a liquid mounted metallic shoe seal.
- One (1) storage tank, identified as Tank 636, constructed in 1971, with a capacity of 3,412,290 gallons and stores volatile organic liquid (VOL) with a maximum true vapor pressure less than or equal to 7 psia at 50°F. The tank has an internal steel pan floating roof with a liquid mounted metallic shoe seal.
- Two (2) storage tanks, identified as Tank 652 and 653, constructed in 1971, each with have a capacity of 4,060,980 gallons and store volatile organic liquid (VOL) with a maximum true vapor pressure less than or equal to 7 psia at 50°F. These tanks each have an internal aluminum pontoon floating roof with a vapor mounted double wiper seal.
- One (1) storage tanks, identified as Tank 639, constructed in 1979 and modified in 2013, with a capacity of 4,060,980 gallons and stores volatile organic liquid (VOL) with a maximum true vapor pressure less than or equal to 7 psia at 50°F. The tank has a steel bulkhead internal floating roof with a primary mini mechanical shoe seal, with no secondary seal.
- One (1) storage tank, identified as Tank 690, constructed in 1971, with a capacity of 1,015,140 gallons and stores volatile organic liquid (VOL) with a maximum true vapor pressure less than or equal to 7 psia at 50°F. The tank has an internal aluminum pontoon floating roof with a vapor mounted double wiper seal.
- One (1) storage tank, identified as Tank 691, constructed in 1971, with a capacity of 872,424 gallons and stores volatile organic liquid (VOL) with a maximum true vapor pressure less than or equal to 7 psia at 50°F. The tank has an internal aluminum pontoon floating roof with a vapor mounted double wiper seal.

Non applicable portions of the NESHAP will not be included in the permit. The emission unit is subject to the following portions of Subpart BBBBBB.

- (1) 40 CFR 63.11080
- (2) 40 CFR 63.11081(a)(2), (b)
- (3) 40 CFR 63.11082(a), (d)
- (4) 40 CFR 63.11083(b)
- (5) 40 CFR 63.11085
- (6) 40 CFR 63.11087
- (7) 40 CFR 63.11089
- (8) 40 CFR 63.11092(e)
- (9) 40 CFR 63.11093
- (10) 40 CFR 63.11094(a), (d), (e), (f), (g)
- (11) 40 CFR 63.11095(a), (b), (d)
- (12) 40 CFR 63.11098
- (13) 40 CFR 63.11099
- (14) 40 CFR 63.11100
- (15) 40 CFR Table 1 of Subpart BBBBBB
- (16) 40 CFR Table 3 of Subpart BBBBBB

The provisions of 40 CFR 63 Subpart A – General Provisions, which are incorporated as 326 IAC 20-1-1, apply to the facility described in this section except when otherwise specified in 40 CFR 63 Subpart BBBBBB.

#### **State Rule Applicability - Entire Source**

##### **326 IAC 1-6-3 (Preventive Maintenance Plan)**

The source is subject to 326 IAC 1-6-3.

##### **326 IAC 2-6 (Emission Reporting)**

This source is subject to 326 IAC 2-6 (Emission Reporting) because it is located in Lake County and its emissions of VOC are greater than 25 tons per year. Therefore, pursuant to 326 IAC 2-6-3(a)(1), annual reporting is required. An emission statement shall be submitted by July 1, 2014 and every year thereafter. The emission statement shall contain, at a minimum, the information specified in 326 IAC 2-6-4.

##### **326 IAC 5-1 (Opacity Limitations)**

This source is subject to the opacity limitations specified in 326 IAC 5-1-2(2).

##### **326 IAC 6.8 PM Limitations for Lake County**

Explorer Pipeline Company is not a listed source in 326 IAC 6.8 and does not have the potential to emit 100 tons or more of particulate matter per year nor does it have particulate matter emission of more than 10 tons per year.

#### **State Rule Applicability – Individual Facilities**

##### **326 IAC 8-1-6 New Facilities; General Reduction Requirements**

This rule applies to facilities located anywhere in the state that were constructed on or after January 1, 1980, and which have potential volatile organic compound (VOC) emissions of 25 tons per year or more. This source is not subject to 326 IAC 8-1-6 because none of the facilities has potential emissions equal to or greater than 25 tons per year of VOC and none were constructed on or after January 1, 1980.

##### **326 IAC 8-4-2 Petroleum Sources - Petroleum Refineries**

326 IAC 8-4-2 (Petroleum Sources - Petroleum Refineries) does not apply to this source because this source is not a petroleum refinery.

##### **326 IAC 8-4-3 Petroleum Liquid Storage Facilities**

This rule applies to tanks 622, 623, 632, 633, 636, 639, 652, 653, 690 and 691 since they have capacities greater than thirty-nine thousand (39,000) gallons containing volatile organic compounds whose true vapor pressure is greater than 1.52 psia. All ten (10) tanks are external fixed roofs tanks and must be equipped with the following:

- (1) The facility has been retrofitted with an internal floating roof equipped with a closure seal, or seals, to close the space between the roof edge and tank wall unless the source has been retrofitted with equally effective alternative control which has been approved.
- (2) The facility is maintained such that there are no visible holes, tears, or other openings in the seal or any seal fabric or materials.
- (3) All openings, except stub drains, are equipped with covers, lids, or seals such that:



- (a) the cover, lid, or seal is in the closed position at all times except when in actual use;
- (b) automatic bleeder vents are closed at all times except when the roof is floated off or landed on the roof leg supports;
- (c) rim vents, if provided, are set to open when the roof is being floated off the roof leg supports or at the manufacturer's recommended setting

The source shall maintain records of the types of volatile petroleum liquid stored, the maximum true vapor pressure of the liquid as stored, and the results of the inspections performed on the storage vessels.

#### **326 IAC 8-4-4 Bulk Gasoline Terminals**

326 IAC 8-4-4 (Petroleum Sources - Bulk Gasoline Terminals) does not apply to this source even though it is located in Lake County which is listed in the applicability of this rule because this source is not a bulk gasoline plant.

#### **326 IAC 8-4-5 Petroleum Sources - Bulk Gasoline Plants**

326 IAC 8-4-5 (Petroleum Sources - Bulk Gasoline Plants) does not apply to this source even though it is located in Lake County which is listed in the applicability of this rule because this source is not a bulk gasoline plant.

#### **326 IAC 8-4-6 Gasoline Dispensing Facilities**

326 IAC 8-4-6 (Gasoline Dispensing Facilities) does not apply to this source even though it is located in Lake County which is listed in the applicability of this rule because this source does not dispense gasoline into motor vehicle fuel tanks or portable containers.

#### **326 IAC 8-4-7 Petroleum Sources - Gasoline Transports**

326 IAC 8-4-7 (Petroleum Sources - Gasoline Transports) does not apply to this source even though the source is in Lake County which is listed in the applicability of this rule because this source does not transport gasoline. This source just stores petroleum compounds.

#### **326 IAC 8-4-8 Petroleum Sources - Leaks from Petroleum Refineries; Monitoring; Reports**

326 IAC 8-4-8 (Petroleum Sources - Leaks from Petroleum Refineries; Monitoring; Reports) does not apply to this source even though the source is in Lake County which is listed in the applicability of this rule because this source is not a Petroleum Refinery. This source just stores petroleum compounds.

#### **326 IAC 8-7 Specific VOC Reduction Requirements for Lake, Porter, Clark, and Floyd Counties**

This rule applies to stationary sources located in Lake, Porter, Clark, or Floyd County that emit or have the potential to emit volatile organic compounds (VOCs) at levels equal to or greater than twenty-five (25) tons per year (tpy) in Lake and Porter Counties. In accordance with 326 IAC 8-7-2(a)(3)(C) and (Q), facilities covered by 326 IAC 8-4 [Petroleum Sources] and volatile organic liquid storage facilities, are not "affected facilities" and should not be considered in determining the applicability to this rule. Therefore, this source is not subject to the requirements of this rule.

### **326 IAC 8-9 Volatile Organic Liquid Storage Vessels**

326 IAC 8-9 apply to tanks 622, 623, 632, 633, 636, 639, 652, 653, 690 and 691 since they have capacities greater than thirty-nine thousand (39,000) gallons containing volatile organic liquids with a maximum true vapor pressure is greater than or equal to 0.75 psia but less than 11.1 psia.

- (a) Tanks 622, 623, 632, 633, 636, 639, 652, 653, 690, and 691 shall be installed with one (1) of the following:
  - (1) Emission control equipment.
  - (2) A schedule for vessel cleaning and installation of emission control equipment.
- (b) Tanks 622, 623, 632, 633, 636, 639, 652, 653, 690, and 691, shall be equipped with a fixed roof in combination with an internal floating roof meeting the following:
  - (1) The internal floating roof shall float on the liquid surface, but not necessarily in complete contact with it, inside a vessel that has a permanently affixed roof.
  - (2) The internal floating roof shall be floating on the liquid surface at all times, except during initial fill and during those intervals when the vessel is completely emptied or subsequently emptied and refilled.
  - (3) When the roof is resting on the leg supports, the process of filling, emptying, or refilling shall be continuous and shall be accomplished as rapidly as possible.
  - (4) Each internal floating roof shall be equipped with one (1) of the following closure devices between the wall of the vessel and the edge of the internal floating roof:
    - (A) A foam or liquid-filled seal mounted in contact with the liquid (liquid-mounted seal).
    - (B) Two (2) seals mounted one (1) above the other so that each forms a continuous closure that completely covers the space between the wall of the vessel and the edge of the internal floating roof. The lower seal may be vapor-mounted, but both must be continuous.
    - (C) A mechanical shoe seal that consists of a metal sheet held vertically against the wall of the vessel by springs or weighted levers and that is connected by braces to the floating roof. A flexible coated fabric, or envelope, spans the annular space between the metal sheet and the floating roof.
  - (5) Each opening in a noncontact internal floating roof except for automatic bleeder vents (vacuum breaker vents) and the rim space vents shall provide a projection below the liquid surface.
  - (6) Each opening in the internal floating roof except for leg sleeves, automatic bleeder vents, rim space vents, column wells, ladder wells, sample wells, and stub drains shall be equipped with a cover or lid that shall be maintained in a closed position at all times (with no visible gap)

except when the device is in actual use. The cover or lid shall be equipped with a gasket. Covers on each access hatch and automatic gauge float well shall be bolted except when they are in use.

- (7) Automatic bleeder vents shall be equipped with a gasket and shall be closed at all times when the roof is floating except when the roof is being floated off or is being landed on the roof leg supports.
- (8) Rim space vents shall be equipped with a gasket and shall be set to open only when the internal floating roof is not floating or at the manufacturer's recommended setting.
- (9) Each penetration of the internal floating roof for the purpose of sampling shall be a sample well. The sample well shall have a slit fabric cover that covers at least ninety (90) percent of the opening.
- (10) Each penetration of the internal floating roof that allows for passage of a ladder shall have a gasketed sliding cover.

The source shall maintain records of each vessel including the vessel identification number, dimensions, capacity, and a description of the emission control equipment shall be maintained for the life of the vessel. They must also maintain records of each inspection performed as required under 326 IAC 8-9.

#### **Compliance Determination and Monitoring Requirements**

Permits issued under 326 IAC 2-7 are required to ensure that sources can demonstrate compliance with all applicable state and federal rules on a continuous basis. All state and federal rules contain compliance provisions, however, these provisions do not always fulfill the requirement for a continuous demonstration. When this occurs, IDEM, OAQ, in conjunction with the source, must develop specific conditions to satisfy 326 IAC 2-7-5. As a result, Compliance Determination Requirements are included in the permit. The Compliance Determination Requirements in Section D of the permit are those conditions that are found directly within state and federal rules and the violation of which serves as grounds for enforcement action.

If the Compliance Determination Requirements are not sufficient to demonstrate continuous compliance, they will be supplemented with Compliance Monitoring Requirements, also in Section D of the permit. Unlike Compliance Determination Requirements, failure to meet Compliance Monitoring conditions would serve as a trigger for corrective actions and not grounds for enforcement action. However, a violation in relation to a compliance monitoring condition will arise through a source's failure to take the appropriate corrective actions within a specific time period.

There are no compliance determination requirements applicable to this source. The compliance monitoring requirements applicable to this source are as follows:

#### **Storage Vessels**

Pursuant to 326 IAC 8-9-5(b), the owner or operator of tanks 622, 623, 632, 633, 636, 639, 652, 653, 690, and 691 shall:

- (a) Visually inspect the internal floating roof, the primary seal, and the secondary seal (if one is in service), prior to the filling of the storage vessel with VOL. If there are holes, tears, or other openings in the primary seal, the secondary seal, or the seal fabric or defects in the internal floating roof, or both, the Permittee shall repair the items before filling the storage vessel.

- (b) Visually inspect the internal floating roof, the primary seal, and the secondary seal (if one is in service) through manholes and roof hatches on the fixed roof at least once every 12 months after initial fill. If the internal floating roof is not resting on the surface of the VOL inside the storage vessel, or there is liquid accumulated on the roof, or the seal is detached, or there are holes or tears in the seal fabric, the Permittee shall repair the items or empty and remove the storage vessel from service within 45 days. If a failure that is detected in this paragraph cannot be repaired within 45 days and if the vessel cannot be emptied within 45 days, a 30-day extension may be requested from IDEM, OAQ. Such a request for an extension must document that alternate storage capacity is unavailable and specify a schedule of actions that the company will take that will assure that the control equipment will be repaired or the vessel will be emptied as soon as possible.
- (c) Visually inspect the internal floating roof, the primary seal, and the secondary seal (if one is in service), gaskets, slotted membranes, and sleeve seals (if any) each time the storage vessel is emptied and degassed. If the internal floating roof has defects, the primary seal has holes, tears, or other openings in the seal or the seal fabric or the secondary seal has holes, tears, or other openings in the seal or the seal fabric, or the gaskets no longer close off the liquid surfaces from the atmosphere, or the slotted membrane has more than 10 percent open area, the Permittee shall repair the items as necessary so that none of the conditions specified in this paragraph exist before refilling the storage vessel with VOL. In no event shall inspections conducted in accordance with this provision occur at intervals greater than 10 years.
- (d) Notify IDEM, OAQ in writing at least 30 days prior to the filling or refilling of each storage vessel for which an inspection is required by paragraph (a) and (c) of this section to afford IDEM the opportunity to have an observer present. If the inspection required by (c) of this section is not planned and the Permittee could not have known about the inspection 30 days in advance of refilling the tank, the Permittee shall notify IDEM, OAQ at least 7 days prior to the refilling of the storage vessel. Notification shall be made by telephone immediately followed by written documentation demonstrating why the inspection was unplanned. Alternatively, this notification including the written documentation may be made in writing and sent by express mail so that it is received by IDEM, OAQ at least 7 days prior to refilling.

<b>Proposed Changes</b>
-------------------------

The changes listed below have been made to Part 70 Operating Permit No. T089-26912-00214. Deleted language appears as ~~strike throughs~~ and new language appears in **bold**:

**Changes Affecting Conditions Throughout the Permit**

- (a) *Multiple Conditions - Part 70 Operating Permit Renewal Language*  
Throughout the permit, language has been updated to reflect the number permit number of the renewal. The language has also been updated to reflect the sources current PSD, EO status, and the potential to emit GHGs.
- (b) *Multiple Conditions - Mailing Address*  
IDEM, OAQ has decided to remove all references to the source mailing address. IDEM, OAQ will continue to maintain records of the mailing address.
- (c) *Multiple Conditions - Rule Citations*  
On October 27, 2010, the Indiana Air Pollution Control Board issued revisions to 326 IAC 2. These revisions resulted in changes to the rule citations listed in the permit. These

changes are not changes to the underlining provisions. The change is only to cite of these rules in Section A - General Information, Section A - Emission Units and Pollution Control Equipment Summary, Section A - Specifically Regulated Insignificant Activities, Section B - Preventive Maintenance Plan, Section C - General Record Keeping Requirements, Section C - General Reporting Requirements, the Facility Descriptions, and Section D - Preventative Maintenance Plan.

On November 3, 2011, the Indiana Air Pollution Control Board issued a revision to 326 IAC 2. The revision resulted in a change to the rule cite of the "responsible official" definition.

- (d) *Multiple Conditions - Typographical Errors, Language Clarification*  
Throughout the permit, typographical and grammatical errors have been corrected. Additionally, changes to language for clarification or to align with the current preferred permit language conventions have been made.
- (e) *Multiple Conditions - Branch Name Updates*  
The Northwest Regional Office has changed locations. The Region Office address and telephone numbers have been updated.
- (f) *Multiple Conditions - Timeframe References*  
IDEM, OAQ has decided that the phrases "no later than" and "not later than" are clearer than "within" in relation to the end of a timeline. Therefore, all references to timelines have been revised to "no later than" or "not later than" except for the timelines in subparagraphs (b)(4) and (b)(5) of Section B - Emergency Provisions and Section B - Annual Fee Payment, in which the underlying rules state "within".
- (g) *Multiple Conditions - Certification Requirement References*  
IDEM, OAQ has decided to clarify what rule requirements a certification needs to meet.

#### **Changes Specific to Section A of the Permit**

- (a) Condition A.1 has been updated to reflect the change in county attainment and source status.
- (b) Condition A.2 language has been updated to clarify the amount and type of equipment at the source.
- (c) Condition A.3 has been updated to include all specifically regulated insignificant activities.
- (d) Condition A.4 has been updated to include all other insignificant activities.

#### **SECTION A SOURCE SUMMARY**

A.1 General Information [326 IAC 2-7-4(c)][326 IAC 2-7-5(4514)][326 IAC 2-7-1(22)]

\*\*\*

Mailing Address: ~~\_\_\_\_\_~~ P.O. Box 2057, Hammond, IN 46323

\*\*\*

Source Location Status: Nonattainment for 8-hour ozone standard  
Nonattainment for PM<sub>2.5</sub> standard

Source Status: Attainment for all other criteria pollutants  
Part 70 Operating Permit Program  
**Minor** Major Source, under PSD and Emission Offset Rules  
**GHGs are less than 100,000 tons of CO<sub>2</sub> equivalent emissions (CO<sub>2</sub>e) per year.**

~~Minor Source under PSD~~  
~~Minor Source under Nonattainment NSR for PM<sub>2.5</sub>~~  
\*\*\*

A.2 Emission Units and Pollution Control Equipment Summary  
[326 IAC 2-7-4(c)(3)][326 IAC 2-7-5(4514)]

---

This stationary source consists of the following emission units and pollution control devices:

(a) \*\*\*

- (1) **One (1) storage tank, identified as Tank No. 622, constructed in 1971, with** ~~has~~ a capacity of 2,284,380 gallons and stores volatile organic liquid (VOL) with a maximum true vapor pressure less than or equal to 7 psia at 50°F. The tank has an internal steel pan floating roof with a liquid mounted metallic shoe seal ~~and was constructed in 1971.~~
- (2) **One (1) storage tank, identified as Tank No. 623, constructed in 1971, with** ~~has~~ a capacity of 3,412,290 gallons and stores volatile organic liquid (VOL) with a maximum true vapor pressure less than or equal to 7 psia at 50°F. The tank has an internal steel pan floating roof with a liquid mounted metallic shoe seal ~~and was constructed in 1971.~~
- (3) **One (1) storage tank, identified as Tank No. 632, constructed in 1971, with** ~~has~~ a capacity of 2,284,380 gallons and stores volatile organic liquid (VOL) with a maximum true vapor pressure less than or equal to 7 psia at 50°F. The tank has an internal steel pan floating roof with a liquid mounted metallic shoe seal ~~and was constructed in 1971.~~
- (4) **One (1) storage tank, identified as Tank No. 633, constructed in 1971, with** ~~has~~ a capacity of 5,063,730 gallons and stores volatile organic liquid (VOL) with a maximum true vapor pressure less than or equal to 7 psia at 50°F. The tank has an internal steel pan floating roof with a liquid mounted metallic shoe seal ~~and was constructed in 1971.~~
- (5) **One (1) storage tank, identified as Tank No. 636, constructed in 1971, with** ~~has~~ a capacity of 3,412,290 gallons and stores volatile organic liquid (VOL) with a maximum true vapor pressure less than or equal to 7 psia at 50°F. The tank has an internal steel pan floating roof with a liquid mounted metallic shoe seal ~~and was constructed in 1971.~~
- (6) **Two One (2) storage tanks, identified as Tank No. 639, 652 and 653, constructed in 1979, each with** ~~has~~ a capacity of 4,060,980 gallons and store volatile organic liquid (VOL) with a maximum true vapor pressure less than or equal to 7 psia at 50°F. These tanks each have an internal aluminum pontoon floating roof with a vapor mounted double wiper seal ~~and were constructed in 1979.~~
- (7) **One (1) storage tank, identified as Tank 639, constructed in 1979 and modified in 2013, with a capacity of 4,060,980 gallons and stores volatile organic liquid (VOL) with a maximum true vapor pressure less than or equal to 7 psia at 50°F. The tank has a steel bulkhead internal floating roof with a primary mini mechanical shoe seal, with no secondary seal.**
- (78) **One (1) storage tank, identified as Tank No. 690, constructed in 1971, with** ~~has~~ a capacity of 1,015,140 gallons and stores volatile organic liquid (VOL) with a maximum true vapor pressure less than or equal to 7 psia at 50°F. The tank has

an internal aluminum pontoon floating roof with a vapor mounted double wiper seal ~~and was constructed in 1971.~~

- (89) One (1) **storage tank, identified as Tank No 691, constructed in 1971, with** has a capacity of 1,015,140 gallons and stores volatile organic liquid (VOL) with a maximum true vapor pressure less than or equal to 7 psia at 50°F. The tank has an internal aluminum pontoon floating roof with a vapor mounted double wiper seal ~~and was constructed in 1971.~~

(b) \*\*\*

- (1) **One (1) storage tank, identified as Tank No 654, constructed in 1971, with** has a capacity of 2,284,380 gallons and stores volatile organic liquid (VOL) with a maximum true vapor pressure less than or equal to 0.005 psia at 50°F. The tank has a fixed-cone roof ~~and was constructed in 1971.~~
- (2) **One (1) storage tank, identified as Tank No 656, constructed in 1971, with** has a capacity of 1,015,140 gallons and stores volatile organic liquid (VOL) with a maximum true vapor pressure less than or equal to 0.005 psia at 50°F. The tank has a fixed-cone roof ~~and was constructed in 1971.~~
- (3) **One (1) storage tank, identified as Tank No 660, constructed in 1971, with** has a capacity of 2,284,380 gallons and stores volatile organic liquid (VOL) with a maximum true vapor pressure less than or equal to 0.006 psia at 50°F. The tank has a fixed-cone roof ~~and was constructed in 1971.~~
- (4) **One (1) storage tank, identified as Tank 673, constructed in 1971 and modified in 2013, with a capacity of 9,135,000 gallons and stores volatile organic liquid (VOL) with a maximum true vapor pressure less than or equal to 0.006 psia at 50°F. The tank has a steel bulkhead internal floating roof with a primary mini mechanical shoe seal, with no secondary seal.** Storage Tank No. 673 has a capacity of 9,135,000 gallons and stores volatile organic liquid (VOL) with a maximum true vapor pressure less than or equal to 0.006 psia at 50°F. ~~The tank has an internal aluminum pontoon floating roof with a vapor mounted double wiper seal and was constructed in 1971.~~

A.3 Specifically Regulated Insignificant Activities  
[326 IAC 2-7-1(21)][326 IAC 2-7-4(c)][326 IAC 2-7-5(4514)]

This stationary source ~~does not currently have any~~ **also includes the following** insignificant activities **which are specifically regulated**, as defined in 326 IAC 2-7-1(21): ~~that have applicable requirements.~~

- (a) ~~The following VOC and HAP storage containers: vessels storing lubricating oils, hydraulic oils, machining oils, and machining fluids.~~
- (b) ~~The following equipment related to manufacturing activities not resulting in the emission of HAPs: brazing equipment, cutting torches, soldering equipment, welding equipment.~~
- (c) ~~Any operation using aqueous solutions containing less than 1% by weight of VOCs excluding HAPs.~~
- (d) ~~On-site fire and emergency response training approved by the department.~~
- (e) ~~Emergency gasoline generators not exceeding 110 horsepower.~~

- (af) **One (1) diesel emergency fire pump, approved in 2009 for installation, with a maximum capacity of 252 hp.** ~~Other emergency equipment as follows: stationary fire pumps.~~
- (g) ~~Other activities or categories not previously identified:~~
- (h) ~~One (1) Packed Tower Air Stripper, identified as (Air Stripper) Air 1 used for the removal of volatile organic compounds (VOCs) from contaminated water drawn off the bottom of refined petroleum storage tanks. Maximum volume of contaminated water treated is not to exceed 600 gallons/hour. The tower's stack is 25 ft. high and 1 ft. in diameter with a discharge flowrate of 500 ACFM.~~
- (b) Unpaved roads and parking lots with public access [326 IAC 6-4].**

<del>Insignificant thresholds: Activities with emissions equal to or less than thresholds require listing only.</del>	
<del>Lead (Pb) = 0.6 ton/year or 3.29 lbs/day</del>	<del>Carbon Monoxide (CO) = 25 lbs/day</del>
<del>Sulfur Dioxide (SO<sub>2</sub>) = 5 lbs/hour or 25 lbs/day</del>	<del>Particulate Matter (PM) = 5 lbs/hour or 25 lbs/day</del>
<del>Nitrogen Oxides (NO<sub>x</sub>) = 5 lbs/hour or 25 lbs/day</del>	<del>Volatile Organic Compounds (VOC) = 3 lbs/hour or 15 lbs/day</del>

Some PM emissions result from the traffic movement on the roads inside the Hammond station. The roads inside the Hammond station are closed to public access and the only traffic movement on these roads results from limited in-plant maintenance traffic. The roads at the Hammond station have a gravel base and the speed limit on the roads inside the Hammond station is 15 mph. Under these conditions the PM emissions which result from traffic movement are assumed to be less than 5 lbs/hour and, hence, considered insignificant.

#### **A.4 Insignificant Activities [326 IAC 2-7-1(21)][326 IAC 2-7-4(c)][326 IAC 2-7-5(14)]**

**This stationary source also includes the following insignificant activities as defined in 326 IAC 2-7-1(21):**

- (a) **The following VOC and HAP storage containers: vessels storing lubricating oils, hydraulic oils, machining oils, and machining fluids.**
- (b) **The following equipment related to manufacturing activities not resulting in the emission of HAPs: cutting torches and welding equipment.**
- (c) **One (1) Packed Tower Air Stripper, identified as (Air Stripper) Air 1 used for the removal of volatile organic compounds (VOCs) from contaminated water drawn off the bottom of refined petroleum storage tanks. Maximum volume of contaminated water treated is not to exceed 600 gallons/hour. The tower's stack is 25 ft. high and 1 ft. in diameter with a discharge flowrate of 500 ACFM.**

#### **A.45 Part 70 Permit Applicability [326 IAC 2-7-2]**

\*\*\*

#### **Changes Specific to Section B and C of the Permit**

- (a) *Section B - Duty to Provide Information*  
IDEM, OAQ has revised Section B - Duty to Provide Information by removing the statement that the submittal by the Permittee requires the certification by the "responsible official".
- (b) *Section B - Certification*



IDEM, OAQ has decided to clarify Section B - Certification to be consistent with the rule and to clarify that Section B - Certification only states what a certification must be.

- (c) *Section B - Preventive Maintenance Plan*  
IDEM, OAQ has decided to clarify Section B - Preventive Maintenance Plan.
- (d) *Section B - Emergency Provisions*  
IDEM, OAQ is revising Section B - Emergency Provisions to delete paragraph (h). 326 IAC 2-7-5(3)(C)(ii) allows that deviations reported under an independent requirement do not have to be included in the Quarterly Deviation and Compliance Monitoring Report.
- (e) *Section B - Deviation from Permit Requirements and Section C - General Reporting Requirements*  
IDEM, OAQ has decided that having a separate condition for the reporting of deviations is unnecessary. Therefore, Section B - Deviation from Permit Requirements and Conditions has been removed and the requirements of that condition have been added to Section C - General Reporting Requirements. Paragraph (d) of Section C - General Reporting Requirements has been removed because IDEM, OAQ already states the timeline and certification needs of each report in the condition requiring the report.
- (f) *Section B - Permit Renewal*  
IDEM, OAQ has decided to state which rule establishes the authority to set a deadline for the Permittee to submit additional information. Therefore, Section B - Permit Renewal has been revised.
- (g) *Section B - Permit Revision Under Economic Incentives and Other Programs*  
IDEM, OAQ has decided to state that no notice is required for approved changes in Section B - Permit Revision Under Economic Incentives and Other Programs.
- (h) *Section B - Operational Flexibility*  
IDEM, OAQ has decided to clarify Section B - Operational Flexibility.
- (i) *Section C - Opacity*  
IDEM, OAQ has added 326 IAC 5-1-1 to the exception clause of Section C - Opacity, since 326 IAC 5-1-1 does list exceptions.
- (k) *Section C - Incineration*  
IDEM, OAQ has revised Section C - Incineration to more closely reflect the two underlying rules.
- (l) *Section C - Fugitive Particulate Matter Emissions*  
IDEM, OAQ has changed the title, order, and wording of the condition formerly entitled Section C - Fugitive Dust Emissions to match 326 IAC 6.8-10-3.
- (m) *Section C - Performance Testing*  
IDEM, OAQ has removed the first paragraph of Section C - Performance Testing due to the fact that specific testing conditions elsewhere in the permit will specify the timeline and procedures.
- (n) *Section C - Compliance Monitoring*  
IDEM, OAQ has revised Section C - Compliance Monitoring. The reference to recordkeeping has been removed due to the fact that other conditions already address recordkeeping. The voice of the condition has been changed to clearly indicate that it is the Permittee that must follow the requirements of the condition.

IDEM is changing the Section C Compliance Monitoring Condition to clearly describe when new monitoring for new and existing units must begin.

- (o) *Section C - Instrument Specifications*  
IDEM has clarified Section C - Instrument Specifications to indicate that the analog instrument must be capable of measuring the parameters outside the normal range.
- (p) *Section C - Monitoring Methods*  
IDEM, OAQ has removed Section C - Monitoring Methods. The conditions that require the monitoring or testing, if required, state what methods shall be used.
- (q) *Section C - Response to Excursions or Exceedances*  
IDEM, OAQ has revised Section C - Response to Excursions or Exceedances. The introduction sentence has been added to clarify that it is only when an excursion or exceedance is detected that the requirements of this condition need to be followed. The word "excess" was added to the last sentence of paragraph (a) because the Permittee only has to minimize excess emissions. The middle of paragraph (b) has been deleted as it was duplicative of paragraph (a). The phrase "or are returning" was added to subparagraph (b)(2) as this is an acceptable response assuming the operation or emission unit does return to normal or its usual manner of operation. The phrase "within the indicator range, designated condition, or below the applicable emission limitation or standard, as applicable" was replaced with "normal or usual manner of operation" because the first phrase is just a limited list of the second phrase. The recordkeeping required by paragraph (e) was changed to require only records of the response because the previously listed items are required to be recorded elsewhere in the permit.
- (r) *Section C - Actions Related to Noncompliance Demonstrated by a Stack Test*  
IDEM, OAQ has revised Section C - Actions Related to Noncompliance Demonstrated by a Stack Test. The requirements to take response steps and minimize excess emissions have been removed because Section C - response to Excursions or Exceedances already requires response steps related to exceedances and excess emissions minimization. The start of the timelines was revised from "the receipt of the test results" to "the date of the test". There was confusion if the "receipt" was by IDEM, the Permittee or someone else. Since the start of the timelines has been moved up, the length of the timelines was increased. The new timelines require action within a comparable timeline; and the new timelines still ensure that the Permittee will return to compliance within a reasonable timeframe.
- (s) *Section C - Emission Statement*  
IDEM, OAQ decided to remove paragraph (c) of Section C - Emission Statement since it was duplicative of the requirement in Section C - General Reporting Requirements.
- (t) *Section C - General Record Keeping Requirements*  
The voice of paragraph (b) of Section C - General Record Keeping Requirements has been changed to clearly indicate that it is the Permittee that must follow the requirements of the paragraph. IDEM, OAQ has clarified the Permittee's responsibility with regards to record keeping. IDEM, OAQ has clarified the interaction of the Quarterly Deviation and Compliance Monitoring Report and the Emergency Provisions.
- (u) *Section C - Compliance with 40 CFR 82 and 326 IAC 22-1*  
IDEM, OAQ has decided to simplify the referencing in Section C - Compliance with 40 CFR 82 and 326 IAC 22-1.

SECTION B GENERAL CONDITIONS

B.2 Permit Term [326 IAC 2-7-5(2)][326 IAC 2-1.1-9.5][326 IAC 2-7-4(a)(1)(D)][IC 13-15-3-6(a)]

---

- (a) This permit, T089-2691233459-00214, is issued for a fixed term of five (5) years from the issuance date of this permit, as determined in accordance with IC 4-21.5-3-5(f) and IC 13-15-5-3. Subsequent revisions, modifications, or amendments of this permit do not affect the expiration date of this permit.
- (b) \*\*\*

B.7 Duty to Provide Information [326 IAC 2-7-5(6)(E)]

---

- (a) The Permittee shall furnish to IDEM, OAQ, within a reasonable time, any information that IDEM, OAQ may request in writing to determine whether cause exists for modifying, revoking and reissuing, or terminating this permit, or to determine compliance with this permit. ~~The submittal by the Permittee does require the certification by the "responsible official" as defined by 326 IAC 2-7-1(34).~~ Upon request, the Permittee shall also furnish to IDEM, OAQ copies of records required to be kept by this permit.
- (b) \*\*\*

B.8 Certification [326 IAC 2-7-4(f)][326 IAC 2-7-6(1)][326 IAC 2-7-5(3)(C)]

---

- (a) ~~Where specifically designated by this permit or required by an applicable requirement, any application form, report, or compliance~~ **A certification submitted shall contain required by this permit meets the requirements of 326 IAC 2-7-6(1) if:**
- (1) **it contains a certification by the a "responsible official" as defined by 326 IAC 2-7-1(35).** ~~of truth, accuracy, and completeness. This~~
- (2) **the certification states shall state** that, based on information and belief formed after reasonable inquiry, the statements and information in the document are true, accurate, and complete.
- (b) ~~One (1) certification shall be included, using~~ **The Permittee may use** the attached Certification Form, **or its equivalent** with each submittal requiring certification. One (1) certification may cover multiple forms in one (1) submittal.
- (c) A "responsible official" is defined at 326 IAC 2-7-1(~~34~~**35**).

B.9 Annual Compliance Certification [326 IAC 2-7-6(5)]

---

- (a) \*\*\*
- (b) \*\*\*
- (c) \*\*\*

The submittal by the Permittee does require ~~the a~~ **a certification that meets the requirements of 326 IAC 2-7-6(1)** by ~~the a~~ **a "responsible official" as defined by 326 IAC 2-7-1(3435).**

B.10 Preventive Maintenance Plan [326 IAC 2-7-5(1),(3) and (13)][326 IAC 2-7-6(1) and (6)][326 IAC 1-6-3][**326 IAC 2-7-5(12)**]

---

- (a) **A Preventive Maintenance Plan meets the requirements of 326 IAC 1-6-3 if it includes, at a minimum:**

- (1) **Identification of the individual(s) responsible for inspecting, maintaining, and repairing emission control devices;**
- (2) **A description of the items or conditions that will be inspected and the inspection schedule for said items or conditions; and**
- (3) **Identification and quantification of the replacement parts that will be maintained in inventory for quick replacement.**

**The Permittee shall implement the PMPs.**

- (ab) If required by specific condition(s) in Section D of this permit **where no PMP was previously required**, the Permittee shall **prepare and maintain and implement** Preventive Maintenance Plans (PMPs) **no later than ninety (90) days after issuance of this permit or ninety (90) days after initial start-up, whichever is later**, including the following information on each facility:

- (1) \*\*\*
- (2) \*\*\*
- (3) \*\*\*

**If, due to circumstances beyond the Permittee's control, the PMPs cannot be prepared and maintained within the above time frame, the Permittee may extend the date an additional ninety (90) days provided the Permittee notifies:**

**Indiana Department of Environmental Management  
Compliance and Enforcement Branch, Office of Air Quality  
100 North Senate Avenue  
MC 61-53 IGCN 1003  
Indianapolis, Indiana 46204-2251**

**The PMP extension notification does not require a certification that meets the requirements of 326 IAC 2-7-6(1) by a "responsible official" as defined by 326 IAC 2-7-1(35).**

**The Permittee shall implement the PMPs.**

- (bc) A copy of the PMPs shall be submitted to IDEM, OAQ upon request and within a reasonable time, and shall be subject to review and approval by IDEM, OAQ. IDEM, OAQ may require the Permittee to revise its PMPs whenever lack of proper maintenance causes or is the primary contributor to an exceedance of any limitation on emissions ~~or potential to emit~~. The PMPs **and their submittal** do not require ~~a the~~ **a the** certification **that meets the requirements of 2326 IAC 2-7-6(1) by a the "responsible official" as defined by 326 IAC 2-7-1(3435).**

- (ed) \*\*\*

---

B.11 Emergency Provisions [326 IAC 2-7-16]

- (a) \*\*\*

- (b) \*\*\*

- (1) \*\*\*

(2) \*\*\*

(3) \*\*\*

(4) For each emergency lasting one (1) hour or more, the Permittee notified IDEM, OAQ, ~~and~~ or Northwest Regional Office within four (4) daytime business hours after the beginning of the emergency, or after the emergency was discovered or reasonably should have been discovered;

Telephone Number: 1-800-451-6027 (ask for Office of Air Quality, Compliance and Enforcement Branch), or

Telephone Number: 317-233-0178 (ask for **Office of Air Quality**, Compliance and Enforcement Branch)

Facsimile Number: 317-233-6865

Northwest Regional Office phone: (219) **464-0233** ~~757-0265~~; fax: (219) **464-0553** ~~757-0267~~.

(5) \*\*\*

The notification which shall be submitted by the Permittee does not require a the certification **that meets the requirements of 2326 IAC 2-7-6(1)** by a the "responsible official" as defined by 326 IAC 2-7-1(~~3435~~).

(6) \*\*\*

(c) \*\*\*

(d) \*\*\*

(e) The Permittee seeking to establish the occurrence of an emergency shall make records available upon request to ensure that failure to implement a PMP did not cause or contribute to an exceedance of any limitations on emissions. However, IDEM, OAQ may require that the Preventive Maintenance Plans required under 326 IAC 2-7-4(c)(~~98~~) be revised in response to an emergency.

(f) \*\*\*

(g) \*\*\*

(h) ~~The Permittee shall include all emergencies in the Quarterly Deviation and Compliance Monitoring Report.~~

---

B.13 Prior Permits Superseded [326 IAC 2-1.1-9.5][326 IAC 2-7-10.5]

(a) All terms and conditions of permits established prior to T089-~~2694233459~~**33459**-00214 and issued pursuant to permitting programs approved into the state implementation plan have been either:

(1) \*\*\*

(2) \*\*\*

(3) \*\*\*

(b) Provided that all terms and conditions are accurately reflected in this ~~combined~~ permit, all previous registrations and permits are superseded by this ~~combined new source review~~ and part 70 operating permit.

~~B.15 Deviations from Permit Requirements and Conditions [326 IAC 2-7-5(3)(C)(ii)]~~

---

- ~~(a) Deviations from any permit requirements (for emergencies see Section B - Emergency Provisions), the probable cause of such deviations, and any response steps or preventive measures taken shall be reported to:~~

~~Indiana Department of Environmental Management  
Compliance and Enforcement Branch, Office of Air Quality  
100 North Senate Avenue  
MC 61-53 IGCN 1003  
Indianapolis, Indiana 46204-2254~~

~~using the attached Quarterly Deviation and Compliance Monitoring Report, or its equivalent. A deviation required to be reported pursuant to an applicable requirement that exists independent of this permit, shall be reported according to the schedule stated in the applicable requirement and does not need to be included in this report.~~

~~The Quarterly Deviation and Compliance Monitoring Report does require a the certification that meets the requirements of 2326 IAC 2-7-6(1) by a the "responsible official" as defined by 326 IAC 2-7-1(3435).~~

- ~~(b) A deviation is an exceedance of a permit limitation or a failure to comply with a requirement of the permit.~~

~~B.165 Permit Modification, Reopening, Revocation and Reissuance, or Termination  
[326 IAC 2-7-5(6)(C)][326 IAC 2-7-8(a)][326 IAC 2-7-9]~~

---

- ~~(a) This permit may be modified, reopened, revoked and reissued, or terminated for cause. The filing of a request by the Permittee for a Part 70 Operating Permit modification, revocation and reissuance, or termination, or of a notification of planned changes or anticipated noncompliance does not stay any condition of this permit.  
[326 IAC 2-7-5(6)(C)] The notification by the Permittee does require **a the certification that meets the requirements of 2326 IAC 2-7-6(1)** by **a the "responsible official"** as defined by 326 IAC 2-7-1(3435).~~

~~(b) \*\*\*~~

~~(c) \*\*\*~~

~~(d) \*\*\*~~

~~B.176 Permit Renewal [326 IAC 2-7-3][326 IAC 2-7-4][326 IAC 2-7-8(e)]~~

---

- ~~(a) The application for renewal shall be submitted using the application form or forms prescribed by IDEM, OAQ and shall include the information specified in 326 IAC 2-7-4. Such information shall be included in the application for each emission unit at this source, except those emission units included on the trivial or insignificant activities list contained in 326 IAC 2-7-1(21) and 326 IAC 2-7-1(40). The renewal application does require **a the certification that meets the requirements of 2326 IAC 2-7-6(1)** by **a the "responsible official"** as defined by 326 IAC 2-7-1(3435)..~~

~~\*\*\*~~

~~(b) \*\*\*~~

- ~~(c) If the Permittee submits a timely and complete application for renewal of this permit, the source's failure to have a permit is not a violation of 326 IAC 2-7 until IDEM, OAQ takes~~

final action on the renewal application, except that this protection shall cease to apply if, subsequent to the completeness determination, the Permittee fails to submit by the deadline specified, **pursuant to 326 IAC 2-7-4(a)(2)(D)**, in writing by IDEM, OAQ any additional information identified as being needed to process the application.

**B.187** Permit Amendment or Modification [326 IAC 2-7-11][326 IAC 2-7-12]

---

(a) \*\*\*

(b) \*\*\*

Any such application **does require a certification that meets the requirements of 2326 IAC 2-7-6(1) by a "responsible official" as defined by 326 IAC 2-7-1(3435).** ~~shall be certified by the "responsible official" as defined by 326 IAC 2-7-1(34).~~

(c) \*\*\*

**B.198** Permit Revision Under Economic Incentives and Other Programs  
[326 IAC 2-7-5(8)][326 IAC 2-7-12(b)(2)]

---

(a) No Part 70 permit revision **or notice** shall be required under any approved economic incentives, marketable Part 70 permits, emissions trading, and other similar programs or processes for changes that are provided for in a Part 70 permit.

(b) \*\*\*

**B.2019** Operational Flexibility [326 IAC 2-7-20][326 IAC 2-7-10.5]

---

(a) The Permittee may make any change or changes at the source that are described in 326 IAC 2-7-20(b) **or (c), or (e)** without a prior permit revision, if each of the following conditions is met:

(1) \*\*\*

(2) \*\*\*

(3) \*\*\*

(4) \*\*\*

(5) The Permittee maintains records on-site, on a rolling five (5) year basis, which document all such changes and emission trades that are subject to 326 IAC 2-7-20(b)(1) **and (c)(1), or (e)**. The Permittee shall make such records available, upon reasonable request, for public review.

Such records shall consist of all information required to be submitted to IDEM, OAQ in the notices specified in 326 IAC 2-7-20(b)(1) **and (c)(1), and (e)(2)**.

(b) \*\*\*

The notification which shall be submitted is not considered an application form, report or compliance certification. Therefore, the notification by the Permittee does not require **a the certification that meets the requirements of 2326 IAC 2-7-6(1) by a the "responsible official" as defined by 326 IAC 2-7-1(3435).**

(c) \*\*\*

(d) \*\*\*

(e) \*\*\*

---

**B.2120 Source Modification Requirement [326 IAC 2-7-10.5]**

---

\*\*\*

---

**B.221 Inspection and Entry [326 IAC 2-7-6][IC 13-14-2-2][IC 13-30-3-1][IC 13-17-3-2]**

---

\*\*\*

---

**B.232 Transfer of Ownership or Operational Control [326 IAC 2-7-11]**

---

(a) \*\*\*

(b) \*\*\*

**Any such** ~~The application which shall be submitted by the Permittee~~ does require ~~a the~~ certification **that meets the requirements of 2326 IAC 2-7-6(1)** by ~~a the~~ "responsible official" as defined by 326 IAC 2-7-1(~~3435~~).

(c) \*\*\*

---

**B.243 Annual Fee Payment [326 IAC 2-7-19] [326 IAC 2-7-5(7)][326 IAC 2-1.1-7]**

---

\*\*\*

---

**B.254 Credible Evidence [326 IAC 2-7-5(3)][326 IAC 2-7-6][62 FR 8314] [326 IAC 1-1-6]**

---

\*\*\*

**SECTION C SOURCE OPERATION CONDITIONS**

---

**C.2 Opacity [326 IAC 5-1]**

---

Pursuant to 326 IAC 5-1-2 (Opacity Limitations), except as provided in **326 IAC 5-1-1 (Applicability)** and 326 IAC 5-1-3 (Temporary Alternative Opacity Limitations), opacity shall meet the following, unless otherwise stated in this permit:

(a) \*\*\*

(b) \*\*\*

---

**C.4 Incineration [326 IAC 4-2] [326 IAC 9-1-2]**

---

The Permittee shall not operate an incinerator ~~or incinerate any waste or refuse~~ except as provided in 326 IAC 4-2 ~~and or this permit. The Permittee shall not operate a refuse incinerator or refuse burning equipment except as provided in 326 IAC 9-1-2 or in this permit.~~

---

**C.6 Fugitive Dust Particulate Matter Emissions [326 IAC 6.8-10-3]**

---

\*\*\*

(a) \*\*\*

(b) \*\*\*

(c) The ~~average instantaneous~~ opacity of fugitive particulate emissions from **exposed areas batch transfer** shall not exceed ten percent (10%) **on a six (6) minute average.**

(d) \*\*\*



(e) \*\*\*

(f) \*\*\*

(g) \*\*\*

(h) **Material processing facilities shall include the following:**

(1) There shall be a zero (0) percent frequency of visible emission observations from a building enclosing all or part of the material processing equipment, except from a vent in the building.

(i2) The PM<sub>10</sub> emissions from building vents shall not exceed twenty-two thousandths (0.022) grains per dry standard cubic foot and ten percent (10%) opacity.

(3) **The PM<sub>10</sub> stack emissions from a material processing facility shall not exceed twenty-two thousandths (0.022) grains per dry standard cubic foot and ten percent (10%) opacity.**

(4) **The opacity of fugitive particulate emissions from the material processing facilities, except a crusher at which a capture system is not used, shall not exceed ten percent (10%) opacity.**

(5) **The opacity of fugitive particulate emissions from a crusher at which a capture system is not used shall not exceed fifteen percent (15%).**

(ji) \*\*\*

(j) **Material transfer limits shall be as follows:**

(1) **The average instantaneous opacity of fugitive particulate emissions from batch transfer shall not exceed ten percent (10%).**

(2) **Where adequate wetting of the material for fugitive particulate emissions control is prohibitive to further processing or reuse of the material, the opacity shall not exceed ten percent (10%), three (3) minute average.**

(3) **Slag and kish handling activities at integrated iron and steel plants shall comply with the following particulate emissions limits:**

(A) **The opacity of fugitive particulate emissions from transfer from pots and trucks into pits shall not exceed twenty percent (20%) on a six (6) minute average.**

(B) **The opacity of fugitive particulate emissions from transfer from pits into front end loaders and from transfer from front end loaders into trucks shall comply with the fugitive particulate emission limits in 326 IAC 6.8-10-3(9).**

(k) \*\*\*

\*\*\*

(b) \*\*\*

(c) \*\*\*

(d) \*\*\*

The notice shall include a signed certification from the owner or operator that the information provided in this notification is correct and that only Indiana licensed workers and project supervisors will be used to implement the asbestos removal project. The notifications do not require a certification **that meets the requirements of 2326 IAC 2-7-6(1)** by ~~a the~~ "responsible official" as defined by 326 IAC 2-7-1(3435)..

(e) \*\*\*

(f) \*\*\*

(g) \*\*\*

#### C.8 Performance Testing [326 IAC 3-6]

---

(a) ~~Compliance testing on new emissions units shall be conducted within 60 days after achieving maximum production rate, but no later than 180 days after initial start-up, if specified in Section D of this approval. All testing shall be performed according to the provisions of 326 IAC 3-6 (Source Sampling Procedures), except as provided elsewhere in this permit, utilizing any applicable procedures and analysis methods specified in 40 CFR 51, 40 CFR 60, 40 CFR 61, 40 CFR 63, 40 CFR 75, or other procedures approved by IDEM, OAQ.~~

**For performance testing required by this permit, a test protocol, except as provided elsewhere in this permit, shall be submitted to:**

\*\*\*

no later than thirty-five (35) days prior to the intended test date. The protocol submitted by the Permittee does not require **a certification that meets the requirements of 2326 IAC 2-7-6(1)** by ~~a the~~ "responsible official" as defined by 326 IAC 2-7-1(3435)..

(b) The Permittee shall notify IDEM, OAQ of the actual test date at least fourteen (14) days prior to the actual test date. The notification submitted by the Permittee does not require **a certification that meets the requirements of 2326 IAC 2-7-6(1)** by ~~a the~~ "responsible official" as defined by 326 IAC 2-7-1(3435)..

(c) \*\*\*

#### C.10 Compliance Monitoring [326 IAC 2-7-5(3)][326 IAC 2-7-6(1)]

---

(a) **For new units:**  
**Unless otherwise specified in the approval for the new emission unit(s), compliance monitoring for new emission units shall be implemented on and after the date of initial start-up.**

(b) **For existing units:**  
Unless otherwise specified in this permit, ~~for all monitoring and record keeping requirements not already legally required, the Permittee shall be implemented within~~ **allowed up to ninety (90) days from the date of permit issuance or ninety (90) days of initial start-up, whichever is later. If required by Section D, the Permittee shall be responsible for installing any necessary equipment and initiating any required , to begin**

~~such monitoring related to that equipment.~~ If due to circumstances beyond ~~its the~~ **Permittee's** control, ~~that any monitoring equipment required by this permit~~ cannot be installed and operated ~~within no later than~~ ninety (90) days **after permit issuance**, the Permittee may extend the compliance schedule related to the equipment for an additional ninety (90) days provided the Permittee notifies:

Indiana Department of Environmental Management  
Compliance and Enforcement Branch, Office of Air Quality  
100 North Senate Avenue  
MC 61-53 IGCN 1003  
Indianapolis, Indiana 46204-2251

in writing, prior to the end of the initial ninety (90) day compliance schedule, with full justification of the reasons for the inability to meet this date.

The notification which shall be submitted by the Permittee does require ~~a the~~ certification **that meets the requirements of 2326 IAC 2-7-6(1)** by ~~a the~~ "responsible official" as defined by 326 IAC 2-7-1(3435)..

~~Unless otherwise specified in the approval for the new emission unit(s), compliance monitoring for new emission units or emission units added through a source modification shall be implemented when operation begins.~~

---

~~C.11 Monitoring Methods [326 IAC 3] [40 CFR 60] [40 CFR 63]~~

~~Any monitoring or testing required by Section D of this permit shall be performed according to the provisions of 326 IAC 3, 40 CFR 60, Appendix A, 40 CFR 60, Appendix B, 40 CFR 63, or other approved methods as specified in this permit.~~

---

C.121 Instrument Specifications [326 IAC 2-1.1-11] [326 IAC 2-7-5(3)] [326 IAC 2-7-6(1)]

- (a) When required by any condition of this permit, an analog instrument used to measure a parameter related to the operation of an air pollution control device shall have a scale such that the expected maximum reading for the normal range shall be no less than twenty percent (20%) of full scale. **The analog instrument shall be capable of measuring values outside of the normal range.**
- (b) \*\*\*

---

C.132 Risk Management Plan [326 IAC 2-7-5(12)] [40 CFR 68]

\*\*\*

---

C.143 Response to Excursions or Exceedances [326 IAC 2-7-5] [326 IAC 2-7-6]

- ~~(a) Upon detecting an excursion where a response step is required by the D Section or an exceedance of a limitation in this permit:~~
- (a) The Permittee shall **take reasonable response steps** to restore operation of the emissions unit (including any control device and associated capture system) to its normal or usual manner of operation as expeditiously as practicable in accordance with good air pollution control practices for minimizing **excess** emissions.
- (b) The response shall include minimizing the period of any startup, shutdown or malfunction. ~~and taking any necessary corrective actions to restore normal operation and prevent the likely recurrence of the cause of an excursion or exceedance (other than those caused by excused startup or shutdown conditions). Corrective actions~~ **The response** may include, but ~~is~~ are not limited to, the following:

- (1) \*\*\*
- (2) recording that operations returned **or are returning** to normal without operator action (such as through response by a computerized distribution control system); or
- (3) any necessary follow-up actions to return operation to ~~within the indicator range, designated condition, or below the applicable emission limitation or standard, as applicable~~ **normal or usual manner of operation.**
- (c) \*\*\*
- (d) \*\*\*
- (e) The Permittee shall **record the reasonable response steps taken.** ~~maintain the following records:~~
  - (1) ~~monitoring data;~~
  - (2) ~~monitor performance data, if applicable; and~~
  - (3) ~~corrective actions taken.~~

**C.154 Actions Related to Noncompliance Demonstrated by a Stack Test [326 IAC 2-7-5][326 IAC 2-7-6]**

- (a) When the results of a stack test performed in conformance with Section C - Performance Testing, of this permit exceed the level specified in any condition of this permit, the Permittee shall ~~take appropriate response actions. The Permittee shall submit a description of these its response actions to IDEM, OAQ, within thirty (30) no later than~~ **seventy-five (75) days after the date of receipt of the test results. The Permittee shall take appropriate action to minimize excess emissions from the affected facility while the response actions are being implemented.**
- (b) A retest to demonstrate compliance shall be performed ~~within no later than one hundred twenty (120) eighty (180) days of receipt of after the date of the original test results.~~ Should the Permittee demonstrate to IDEM, OAQ that retesting in one hundred ~~twenty (120) eighty (180) days~~ is not practicable, IDEM, OAQ may extend the retesting deadline.
- (c) \*\*\*

The response action documents submitted pursuant to this condition do require ~~a the~~ certification **that meets the requirements of 2326 IAC 2-7-6(1)** by ~~a the~~ "responsible official" as defined by 326 IAC 2-7-1(3435)..

**C.165 Emission Statement [326 IAC 2-7-5(3)(C)(iii)][326 IAC 2-7-5(7)][326 IAC 2-7-19(c)][326 IAC 2-6]**

- (a) \*\*\*
- (b) \*\*\*

The emission statement does require ~~a the~~ certification **that meets the requirements of 2326 IAC 2-7-6(1)** by ~~a the~~ "responsible official" as defined by 326 IAC 2-7-1(3435)..
- (c) ~~The emission statement required by this permit shall be considered timely if the date postmarked on the envelope or certified mail receipt, or affixed by the shipper on the private shipping receipt, is on or before the date it is due. If the document is submitted by~~

~~any other means, it shall be considered timely if received by IDEM, OAQ on or before the date it is due.~~

**C.176 General Record Keeping Requirements [326 IAC 2-7-5(3)] [326 IAC 2-7-6]  
[326 IAC 2-2][326 IAC 2-3]**

---

- (a) Records of all required monitoring data, reports and support information required by this permit shall be retained for a period of at least five (5) years from the date of monitoring sample, measurement, report, or application. **Support information includes the following, where applicable:**

- (AA) All calibration and maintenance records.
- (BB) All original strip chart recordings for continuous monitoring instrumentation.
- (CC) Copies of all reports required by the Part 70 permit.

**Records of required monitoring information include the following, where applicable:**

- (AA) The date, place, as defined in this permit, and time of sampling or measurements.
- (BB) The dates analyses were performed.
- (CC) The company or entity that performed the analyses.
- (DD) The analytical techniques or methods used.
- (EE) The results of such analyses.
- (FF) The operating conditions as existing at the time of sampling or measurement.

\*\*\*

- (b) Unless otherwise specified in this permit, **for** all record keeping requirements not already legally required, **the Permittee** shall be implemented within **allowed up to** ninety (90) days **from the date** of permit issuance or **the date** ninety (90) days of initial start-up, whichever is later, **to begin such record keeping.**

- ~~(c) If there is a reasonable possibility (as defined in 40 CFR 51.165(a)(6)(vi)(A), 40 CFR 51.165(a)(6)(vi)(B), 40 CFR 51.166(r)(6)(vi)(A), and/or 40 CFR 51.166(r)(6)(vi)(B)) that a "project" (as defined in 326 IAC 2-2-1(qq) and/or 326 IAC 2-3-1(ii)) at an existing emissions unit, other than projects at a source with a Plantwide Applicability Limitation (PAL), which is not part of a "major modification" (as defined in 326 IAC 2-2-1(ee) and/or 326 IAC 2-3-1(z)) may result in significant emissions increase and the Permittee elects to utilize the "projected actual emissions" (as defined in 326 IAC 2-2-1(rr) and/or 326 IAC 2-3-1(mm)), the Permittee shall comply with following:~~

- ~~(1) Before beginning actual construction of the "project" (as defined in 326 IAC 2-2-1(o) and/or 326 IAC 2-3-1(jj)) at an existing emissions unit, document and maintain the following records:~~

- ~~(A) A description of the project.~~
- ~~(B) Identification of any emissions unit whose emissions of a regulated new source review pollutant could be affected by the project.~~
- ~~(C) A description of the applicability test used to determine that the project is not a major modification for any regulated NSR pollutant, including:~~
  - ~~(i) Baseline actual emissions;~~

- (ii) ~~Projected actual emissions;~~
- (iii) ~~Amount of emissions excluded under section 326 IAC 2-2-1(pp)(2)(A)(iii) and/or 326 IAC 2-3-1 (kk)(2)(A)(iii); and~~
- (iv) ~~An explanation for why the amount was excluded, and any netting calculations, if applicable.~~
- (d) ~~If there is a reasonable possibility (as defined in 40 CFR 51.165(a)(6)(vi)(A) and/or 40 CFR 51.166(r)(6)(vi)(A)) that a "project" (as defined in 326 IAC 2-2-1(qq) and/or 326 IAC 2-3-1(ll)) at an existing emissions unit, other than projects at a source with a Plantwide Applicability Limitation (PAL), which is not part of a "major modification" (as defined in 326 IAC 2-2-1(ee) and/or 326 IAC 2-3-1(z)) may result in significant emissions increase and the Permittee elects to utilize the "projected actual emissions" (as defined in 326 IAC 2-2-1(rr) and/or 326 IAC 2-3-1(mm)), the Permittee shall comply with following:~~
  - (1) ~~Monitor the emissions of any regulated NSR pollutant that could increase as a result of the project and that is emitted by any existing emissions unit identified in (1)(B) above; and~~
  - (2) ~~Calculate and maintain a record of the annual emissions, in tons per year on a calendar year basis, for a period of five (5) years following resumption of regular operations after the change, or for a period of ten (10) years following resumption of regular operations after the change if the project increases the design capacity of or the potential to emit that regulated NSR pollutant at the emissions unit.~~

C.187 General Reporting Requirements [326 IAC 2-7-5(3)(C)] [326 IAC 2-1.1-11]  
~~[326 IAC 2-2][326 IAC 2-3]~~

- 
- (a) The Permittee shall submit the attached Quarterly Deviation and Compliance Monitoring Report or its equivalent. **Proper notice submittal under Section B –Emergency Provisions satisfies the reporting requirements of this paragraph.** Any deviation from permit requirements, the date(s) of each deviation, the cause of the deviation, and the response steps taken must be reported. **except that a deviation required to be reported pursuant to an applicable requirement that exists independent of this permit, shall be reported according to the schedule stated in the applicable requirement and does not need to be included in this report.** This report shall be submitted ~~within~~**not later than** thirty (30) days ~~of~~ **after** the end of the reporting period. The Quarterly Deviation and Compliance Monitoring Report shall include ~~a~~ **the** certification **that meets the requirements of 2326 IAC 2-7-6(1)** by ~~a~~ **the** "responsible official" as defined by 326 IAC 2-7-1(3435). **A deviation is an exceedance of a permit limitation or a failure to comply with a requirement of the permit.**
  - (b) The **address** for report required in (a) of this condition and reports required by conditions in Section D of this permit shall be submitted to **submittal is:**  
  
\*\*\*
  - (c) \*\*\*
  - (d) ~~Unless otherwise specified in this permit, all reports required in Section D of this permit shall be submitted within thirty (30) days of the end of the reporting period. All reports do require the certification by the "responsible official" as defined by 326 IAC 2-7-1(34).~~
  - (ed) \*\*\*

- (f) ~~If the Permittee is required to comply with the recordkeeping provisions of (d) in Section C—General Record Keeping Requirements for any “project” (as defined in 326 IAC 2-2-1 (qq) and/or 326 IAC 2-3-1 (ll)) at an existing emissions unit, and the project meets the following criteria, then the Permittee shall submit a report to IDEM, OAQ:~~
- (1) ~~The annual emissions, in tons per year, from the project identified in (c)(1) in Section C—General Record Keeping Requirements exceed the baseline actual emissions, as documented and maintained under Section C—General Record Keeping Requirements (c)(1)(C)(i), by a significant amount, as defined in 326 IAC 2-2-1 (xx) and/or 326 IAC 2-3-1 (qq), for that regulated NSR pollutant, and~~
  - (2) ~~The emissions differ from the preconstruction projection as documented and maintained under Section C—General Record Keeping Requirements (c)(1)(C)(ii).~~
- (g) ~~The report for project at an existing emissions unit shall be submitted no later than sixty (60) days after the end of the year and contain the following:~~
- (1) ~~The name, address, and telephone number of the major stationary source.~~
  - (2) ~~The annual emissions calculated in accordance with (d)(1) and (2) in Section C—General Record Keeping Requirements.~~
  - (3) ~~The emissions calculated under the actual-to-projected actual test stated in 326 IAC 2-2-2(d)(3) and/or 326 IAC 2-3-2(c)(3).~~
  - (4) ~~Any other information that the Permittee wishes to include in this report such as an explanation as to why the emissions differ from the preconstruction project.~~

~~Reports required in this part shall be submitted to:~~

~~Indiana Department of Environmental Management  
Compliance and Enforcement Branch, Office of Air Quality  
100 North Senate Avenue  
MC 61-53 IGCN 1003  
Indianapolis, Indiana 46204-2254~~

- (h) ~~The Permittee shall make the information required to be documented and maintained in accordance with (c) in Section C—General Record Keeping Requirements available for review upon a request for inspection by IDEM, OAQ. The general public may request this information from the IDEM, OAQ under 326 IAC 17.1.~~

#### C.198 Compliance with 40 CFR 82 and 326 IAC 22-1

Pursuant to 40 CFR 82 (Protection of Stratospheric Ozone), Subpart F, except as provided for motor vehicle air conditioners in Subpart B, the Permittee shall comply with **applicable** the standards for recycling and emissions reduction.

- (a) ~~Persons opening appliances for maintenance, service, repair, or disposal must comply with the required practices pursuant to 40 CFR 82.156.~~
- (b) ~~Equipment used during the maintenance, service, repair, or disposal of appliances must comply with the standards for recycling and recovery equipment pursuant to 40 CFR 82.158.~~

- ~~(c) Persons performing maintenance, service, repair, or disposal of appliances must be certified by an approved technician certification program pursuant to 40 CFR 82.161.~~

**Changes Specific to Section B, C and forms of the Permit**

- (a) Section D.1 and D.2 has been updated to the new emission unit descriptions.
- (b) Section D - Preventive Maintenance Plan has been updated to reflect the underling rule.
- (c) Section E.2, E.3, E.4, E.5 has been added to reflect the new NSPS and NESHAPS that are applicable to the source.

**SECTION D.1 EMISSIONS UNIT OPERATION CONDITIONS**

**Facility Emissions Unit Description [326 IAC 2-7-5(15)]: Storage Tanks**

- (a) Ten (10) volatile organic liquid (gasoline, distillate, jet kerosene, or transmix) storage tanks, identified as tanks No. 622, 623, 633, 636, 639, 652, 653, 690, and 691. Tank specifications are as follows:
- ~~(a) Storage Tank No. 622 has a capacity of 2,284,380 gallons and stores volatile organic liquid (VOL) with a maximum true vapor pressure less than or equal to 7 psia at 50°F. The tank has an internal steel pan floating roof with a liquid mounted metallic shoe seal and was constructed in 1971.~~
- ~~(b) Storage Tank No. 623 has a capacity of 3,412,290 gallons and stores volatile organic liquid (VOL) with a maximum true vapor pressure less than or equal to 7 psia at 50°F. The tank has an internal steel pan floating roof with a liquid mounted metallic shoe seal and was constructed in 1971.~~
- (1e) **One (1) storage tank, identified as Tank No. 622, constructed in 1971, with** has a capacity of 2,284,380 gallons and stores volatile organic liquid (VOL) with a maximum true vapor pressure less than or equal to 7 psia at 50°F. The tank has an internal steel pan floating roof with a liquid mounted metallic shoe seal ~~and was constructed in 1971.~~
- (2d) **One (1) storage tank, identified as Tank No. 623, constructed in 1971, with** has a capacity of 3,412,290 gallons and stores volatile organic liquid (VOL) with a maximum true vapor pressure less than or equal to 7 psia at 50°F. The tank has an internal steel pan floating roof with a liquid mounted metallic shoe seal ~~and was constructed in 1971.~~
- (3e) **One (1) storage tank, identified as Tank No 632, constructed in 1971, with** has a capacity of 2,284,380 gallons and stores volatile organic liquid (VOL) with a maximum true vapor pressure less than or equal to 7 psia at 50°F. The tank has an internal steel pan floating roof with a liquid mounted metallic shoe seal ~~and was constructed in 1971.~~
- (4f) **One (1) storage tank, identified as Tank No 633, constructed in 1971, with** has a capacity of 5,063,730 gallons and stores volatile organic liquid (VOL) with a maximum true vapor pressure less than or equal to 7 psia at 50°F. The tank has an internal steel pan floating roof with a liquid mounted metallic shoe seal ~~and was constructed in 1971.~~
- (5g) **One (1) storage tank, identified as Tank No 636, constructed in 1971, with** has a capacity of 3,412,290 gallons and stores volatile organic liquid (VOL) with a maximum



true vapor pressure less than or equal to 7 psia at 50°F. The tank has an internal steel pan floating roof with a liquid mounted metallic shoe seal ~~and was constructed in 1971.~~

- (6h) ~~Two~~ **One** (2) storage tanks, identified as Tank ~~No 639~~, 652 and 653, constructed in 1979, each with ~~has~~ have a capacity of 4,060,980 gallons and store volatile organic liquid (VOL) with a maximum true vapor pressure less than or equal to 7 psia at 50°F. These tanks each have an internal aluminum pontoon floating roof with a vapor mounted double wiper seal ~~and were constructed in 1979.~~
- (7) **One (1) storage tanks, identified as Tank 639, constructed in 1979 and modified in 2013, with a capacity of 4,060,980 gallons and stores volatile organic liquid (VOL) with a maximum true vapor pressure less than or equal to 7 psia at 50°F. The tank has a steel bulkhead internal floating roof with a primary mini mechanical shoe seal, with no secondary seal.**
- (8i) One (1) **storage** tank, identified as ~~Tank No 690~~, **constructed in 1971**, with ~~has~~ a capacity of 1,015,140 gallons and stores volatile organic liquid (VOL) with a maximum true vapor pressure less than or equal to 7 psia at 50°F. The tank has an internal aluminum pontoon floating roof with a vapor mounted double wiper seal ~~and was constructed in 1971.~~
- (9i) One (1) **storage** tank, identified as ~~Tank No 691~~, **constructed in 1971**, with ~~has~~ a capacity of 1,015,140 gallons and stores volatile organic liquid (VOL) with a maximum true vapor pressure less than or equal to 7 psia at 50°F. The tank has an internal aluminum pontoon floating roof with a vapor mounted double wiper seal ~~and was constructed in 1971.~~

\*\*\*

#### D.1.3 Preventive Maintenance Plan [326 IAC 2-7-5(1312)]

A Preventive Maintenance Plan **is required for these facilities and any control devices.** ~~in accordance with Section B - Preventive Maintenance Plan~~ **contains the Permittee's obligation with regard to the preventive maintenance plan required by this condition.** ~~of this permit, is required for these facilities.~~

#### D.1.5 Record Keeping Requirements

- (a) \*\*\*
- (b) \*\*\*
- (c) \*\*\*
- (d) ~~All records shall be maintained in accordance with Section C - General Record Keeping Requirements, of this permit~~ **contains the Permittee's obligation with regard to the records required by this condition.**

#### D.1.6 Reporting Requirements

A report of any defects (the internal floating roof is not resting on the surface of the VOL, or there is liquid accumulated on the roof, or the seal is detached, or there are holes or tears in the seal fabric) discovered during the annual inspection required in D.1.4 shall be furnished to the IDEM OAQ **not later than within thirty (30) days of the inspection.** The report shall identify the vessel identification number, the nature of the defects, and the date the vessel was emptied or the nature of and date the repair was made. **The report submitted by the Permittee does require a certification that meets the requirements of 326 IAC 2-7-6(1) by a "responsible official," as defined by 326 IAC 2-7-1 (35).**

SECTION D.2

**EMISSIONS UNIT OPERATION CONDITIONS - Storage Tanks**

**Facility Emissions Unit Description** [~~326 IAC 2-7-5(15)~~]: Storage Tanks

- (b)** Four (4) volatile organic liquid (distillate or jet kerosene) storage tanks, identified as tanks No. 654, 656, 660, and 673. Tank specifications are as follows:
- (a1)** **One (1) storage tank, identified as Tank No 654, constructed in 1971, with has a capacity of 2,284,380 gallons and stores volatile organic liquid (VOL) with a maximum true vapor pressure less than or equal to 0.005 psia at 50°F. The tank has a fixed-cone roof and was constructed in 1971.**
- (2b)** **One (1) storage tank, identified as Tank No 656, constructed in 1971, with has a capacity of 1,015,140 gallons and stores volatile organic liquid (VOL) with a maximum true vapor pressure less than or equal to 0.005 psia at 50°F. The tank has a fixed-cone roof and was constructed in 1971.**
- (3e)** **One (1) storage tank, identified as Tank No 660, constructed in 1971, with has a capacity of 2,284,380 gallons and stores volatile organic liquid (VOL) with a maximum true vapor pressure less than or equal to 0.006 psia at 50°F. The tank has a fixed-cone roof and was constructed in 1971.**
- (4d)** **One (1) storage tank, identified as Tank 673, constructed in 1971 and modified in 2013, with a capacity of 9,135,000 gallons and stores volatile organic liquid (VOL) with a maximum true vapor pressure less than or equal to 0.006 psia at 50°F. The tank has a steel bulkhead internal floating roof with a primary mini mechanical shoe seal, with no secondary seal. Storage Tank No. 673 has a capacity of 9,135,000 gallons and stores volatile organic liquid (VOL) with a maximum true vapor pressure less than or equal to 0.006 psia at 50°F. The tank has an internal aluminum pontoon floating roof with a vapor mounted double wiper seal and was constructed in 1971.**

\*\*\*

**D.2.1 Record Keeping Requirements**

- (a)** In accordance with 326 IAC 8-9-6(b) the owner or operator of tanks 654, 656, 660, and 673 shall maintain records of each vessel including the vessel identification number, dimensions, capacity, and a description of the emission control equipment shall be maintained for the life of the vessel.
- (b)** ~~All records shall be maintained in accordance with~~ Section C - General Record Keeping Requirements, of this permit **contains the Permittee's obligation with regard to the records required by this condition.**

SECTION E.1

**EMISSIONS UNIT OPERATION CONDITIONS**

**Facility Emissions Unit Description** [~~326 IAC 2-7-5(15)~~]: Storage Tanks

- (a)** **Ten (10) volatile organic liquid (gasoline, distillate, jet kerosene, or transmix) storage tanks, identified as tanks No. 622, 623, 632, 633, 636, 639, 652, 653, 690, and 691. Tank specifications are as follows:**

(6)	<b>Two (2) storage tanks, identified as Tank 652 and 653, constructed in 1979, each with have a capacity of 4,060,980 gallons and store volatile organic liquid (VOL) with a maximum true vapor pressure less than or equal to 7 psia at 50°F. These tanks each have an internal aluminum pontoon floating roof with a vapor mounted double wiper seal.</b>
(7)	<b>One (1) storage tank, identified as Tank 639, constructed in 1979 and modified in 2013, with a capacity of 4,060,980 gallons and stores volatile organic liquid (VOL) with a maximum true vapor pressure less than or equal to 7 psia at 50°F. The tank has a steel bulkhead internal floating roof with a primary mini mechanical shoe seal, with no secondary seal.</b>
(f)	<del>Storage Tank No. 639 has a capacity of 4,060,980 gallons and stores volatile organic liquid (VOL) with a maximum true vapor pressure less than or equal to 7 psia at 50°F. The tank has an internal aluminum pontoon floating roof with a vapor mounted double wiper seal and was constructed in 1979.</del>
(g)	<del>Storage Tank No. 652 has a capacity of 4,060,980 gallons and stores volatile organic liquid (VOL) with a maximum true vapor pressure less than or equal to 7 psia at 50°F. The tank has an internal aluminum pontoon floating roof with a vapor mounted double wiper seal and was constructed in 1979.</del>
(h)	<del>Storage Tank No. 653 has a capacity of 4,060,980 gallons and stores volatile organic liquid (VOL) with a maximum true vapor pressure less than or equal to 7 psia at 50°F. The tank has an internal aluminum pontoon floating roof with a vapor mounted double wiper seal and was constructed in 1979.</del>
(The information describing the process contained in this facility description box is descriptive information and does not constitute enforceable conditions.)	

#### New Source Performance Standards (NSPS) Requirements [40 CFR Part 60]

##### E.1.1 General Provisions Relating to New Source Performance Standards (NSPS) [326 IAC 12-1] [40 CFR 60, Subpart A] ~~[326 IAC 12]~~

~~The provisions of 40 CFR 60, Subpart A – General Provisions, which are incorporated by reference in 326 IAC 12-1, apply to tanks 639, 652, and 653 except when otherwise specified in 40 CFR 60, Subpart Ka.~~

(a) **Pursuant to 40 CFR 60.1, the Permittee shall comply with the provisions of 40 CFR Part 60 Subpart A – General Provisions, which are incorporated by reference as 326 IAC 12-1 for tanks 652, and 653, except as otherwise specified in 40 CFR Part 60, Subpart Ka.**

(b) **Pursuant to 40 CFR 60.19, the Permittee shall submit all required notifications and reports to:**

**Indiana Department of Environmental Management  
Compliance and Enforcement Branch, Office of Air Quality  
100 North Senate Avenue  
MC 61-53 IGCN 1003  
Indianapolis, Indiana 46204-2251**

##### E.1.2 New Source Performance Standards (NSPS) [326 IAC 12] [40 CFR 60, Subpart Ka] ~~[326 IAC 12]~~

~~Pursuant to 40 CFR 60 Subpart Ka, the Permittee shall comply with the provisions of 40 CFR 60 Subpart Ka (included as Attachment A of this permit), which are incorporated by reference as 326 IAC 12 for tanks 639, 652 and 653, as specified as follows:~~

- (1) 40 CFR 60.110a
- (2) 40 CFR 60.111a
- (3) 40 CFR 60.112a(a)(2)
- (4) 40 CFR 60.113a
- (5) 40 CFR 60.114a
- (6) 40 CFR 60.115a

## **SECTION E.2 EMISSIONS UNIT OPERATION CONDITIONS**

### **Emissions Unit Description:**

- (a) One (1) diesel emergency fire pump, approved in 2009 for installation, with a maximum capacity of 252 hp.

(The information describing the process contained in this facility description box is descriptive information and does not constitute enforceable conditions.)

### **New Source Performance Standards (NSPS) Requirements [40 CFR Part 60]**

#### **E.2.1 General Provisions Relating to New Source Performance Standards (NSPS) [326 IAC 12-1] [40 CFR 60, Subpart A]**

- (a) Pursuant to 40 CFR 60.1, the Permittee shall comply with the provisions of 40 CFR Part 60 Subpart A – General Provisions, which are incorporated by reference as 326 IAC 12-1 for emergency fire pump, except as otherwise specified in 40 CFR Part 60, Subpart IIII.
- (b) Pursuant to 40 CFR 60.19, the Permittee shall submit all required notifications and reports to:

Indiana Department of Environmental Management  
Compliance and Enforcement Branch, Office of Air Quality  
100 North Senate Avenue  
MC 61-53 IGCN 1003  
Indianapolis, Indiana 46204-2251

#### **E.2.2 New Source Performance Standards (NSPS) [326 IAC 12] [40 CFR 60, Subpart IIII]**

Pursuant to 40 CFR 60 Subpart IIII, the Permittee shall comply with the provisions of 40 CFR 60 Subpart IIII (included as Attachment B of this permit), which are incorporated by reference as 326 IAC 12-1 for emergency fire pump, as specified as follows:

- (1) 40 CFR 60.4200(a)(2)(ii)
- (2) 40 CFR 60.4205(c)
- (3) 40 CFR 60.4206
- (4) 40 CFR 60.4207 except (d) and (e)
- (5) 40 CFR 60.4208
- (6) 40 CFR 60.4209
- (7) 40 CFR 60.4211(c)
- (8) 40 CFR 60.4214(b)
- (9) 40 CFR 60.4218
- (10) 40 CFR 60.4219
- (11) Table 3 of Subpart IIII
- (12) Table 4 of Subpart IIII

## SECTION E.3 EMISSIONS UNIT OPERATION CONDITIONS

### Facility Emissions Unit Description [326 IAC 2-7-5(14)]:

- (a) One (1) diesel emergency fire pump, approved in 2009 for installation, with a maximum capacity of 252 hp.

(The information describing the process contained in this facility description box is descriptive information and does not constitute enforceable conditions.)

### National Emission Standards for Hazardous Air Pollutants (NESHAP) Requirements [40 CFR Part 63]

#### E.3.1 General Provisions Relating to National Emission Standards for Hazardous Air Pollutants (NESHAP) [326 IAC 20-1] [40 CFR 63, Subpart A]

- (a) Pursuant to 40 CFR 63.6580, the Permittee shall comply with the provisions of 40 CFR Part 63, Subpart A – General Provisions, which are incorporated by reference as 326 IAC 20-1, for the reciprocating internal combustion engines as specified in 40 CFR Part 63, Subpart ZZZZ in accordance with the schedule in 40 CFR 63, Subpart ZZZZ.
- (b) Pursuant to 40 CFR 63.10, the Permittee shall submit all required notifications and reports to:

Indiana Department of Environmental Management  
Compliance and Enforcement Branch, Office of Air Quality  
100 North Senate Avenue  
MC 61-53 IGCN 1003  
Indianapolis, Indiana 46204-2251

#### E.3.2 National Emission Standards for Hazardous Air Pollutants (NESHAP) [326 IAC 20-82] [40 CFR 63, Subpart ZZZZ]

Pursuant to 40 CFR 63 Subpart ZZZZ, the Permittee shall comply with the provisions of 40 CFR 63 Subpart ZZZZ (included as Attachment C of this permit), which are incorporated by reference as 326 IAC 20-82 for emergency fire pump, as specified as follows:

- (1) 40 CFR 63.6580
- (2) 40 CFR 63.6585(a), (c), (d)
- (3) 40 CFR 63.6590(a)(2)(iii)
- (4) 40 CFR 63.6590(c)(1)
- (5) 40 CFR 63.6670
- (6) 40 CFR 63.6675

## SECTION E.4 EMISSIONS UNIT OPERATION CONDITIONS

### Emissions Unit Description:

- (a) Ten (10) volatile organic liquid (gasoline, distillate, jet kerosene, or transmix) storage tanks, identified as tanks No. 622, 623, 632, 633, 636, 639, 652, 653, 690, and 691. Tank specifications are as follows:
- (1) One (1) storage tank, identified as Tank 622, constructed in 1971, with a capacity of 2,284,380 gallons and stores volatile organic liquid (VOL) with a maximum true vapor pressure less than or equal to 7 psia at 50°F. The tank has an internal steel pan floating roof with a liquid mounted metallic shoe seal

- (2) One (1) storage tank, identified as Tank 623, constructed in 1971, with a capacity of 3,412,290 gallons and stores volatile organic liquid (VOL) with a maximum true vapor pressure less than or equal to 7 psia at 50°F. The tank has an internal steel pan floating roof with a liquid mounted metallic shoe seal.
- (3) One (1) storage tank, identified as Tank 632, constructed in 1971, with a capacity of 2,284,380 gallons and stores volatile organic liquid (VOL) with a maximum true vapor pressure less than or equal to 7 psia at 50°F. The tank has an internal steel pan floating roof with a liquid mounted metallic shoe seal.
- (4) One (1) storage tank, identified as Tank 633, constructed in 1971, with a capacity of 5,063,730 gallons and stores volatile organic liquid (VOL) with a maximum true vapor pressure less than or equal to 7 psia at 50°F. The tank has an internal steel pan floating roof with a liquid mounted metallic shoe seal.
- (5) One (1) storage tank, identified as Tank 636, constructed in 1971, with a capacity of 3,412,290 gallons and stores volatile organic liquid (VOL) with a maximum true vapor pressure less than or equal to 7 psia at 50°F. The tank has an internal steel pan floating roof with a liquid mounted metallic shoe seal.
- (6) Two (2) storage tanks, identified as Tank 652 and 653, constructed in 1979, each with have a capacity of 4,060,980 gallons and store volatile organic liquid (VOL) with a maximum true vapor pressure less than or equal to 7 psia at 50°F. These tanks each have an internal aluminum pontoon floating roof with a vapor mounted double wiper seal.
- (7) One (1) storage tanks, identified as Tank 639, constructed in 1979 and modified in 2013, with a capacity of 4,060,980 gallons and stores volatile organic liquid (VOL) with a maximum true vapor pressure less than or equal to 7 psia at 50°F. The tank has a steel bulkhead internal floating roof with a primary mini mechanical shoe seal, with no secondary seal.
- (8) One (1) storage tank, identified as Tank 690, constructed in 1971, with a capacity of 1,015,140 gallons and stores volatile organic liquid (VOL) with a maximum true vapor pressure less than or equal to 7 psia at 50°F. The tank has an internal aluminum pontoon floating roof with a vapor mounted double wiper seal.
- (9) One (1) storage tank, identified as Tank 691, constructed in 1971, with a capacity of 872,424 gallons and stores volatile organic liquid (VOL) with a maximum true vapor pressure less than or equal to 7 psia at 50°F. The tank has an internal aluminum pontoon floating roof with a vapor mounted double wiper seal.

(The information describing the process contained in this facility description box is descriptive information and does not constitute enforceable conditions.)

#### **National Emission Standards for Hazardous Air Pollutants (NESHAP) Requirements [40 CFR Part 63]**

##### **E.4.1 General Provisions Relating to National Emission Standards for Hazardous Air Pollutants (NESHAP) [40 CFR 63, Subpart A]**

- (a) Pursuant to 40 CFR 63.11080, the Permittee shall comply with the provisions of 40 CFR Part 63, Subpart A – General Provisions, which are incorporated by reference as 326 IAC 20-1, for tanks 622, 623, 632, 633, 636, 639, 652, 653, 690, and 691 as

**specified in 40 CFR Part 63, Subpart BBBBBB in accordance with the schedule in 40 CFR 63, Subpart BBBBBB.**

- (b) Pursuant to 40 CFR 63.10, the Permittee shall submit all required notifications and reports to:**

**Indiana Department of Environmental Management  
Compliance and Enforcement Branch, Office of Air Quality  
100 North Senate Avenue  
MC 61-53 IGCN 1003  
Indianapolis, Indiana 46204-2251**

**E.4.2 National Emission Standards for Hazardous Air Pollutants (NESHAP)[40 CFR 63, Subpart BBBBBB]**

**Pursuant to 40 CFR 63 Subpart BBBBBB, the Permittee shall comply with the provisions of 40 CFR 60 Subpart BBBBBB (included as Attachment D of this permit), which are incorporated by reference as 326 IAC 12-1 for tanks 622, 623, 632, 633, 636, 639, 652, 653, 690, and 691, as specified as follows:**

- (1) 40 CFR 63.11080**
- (2) 40 CFR 63.11081(a)(2), (b)**
- (3) 40 CFR 63.11082(a), (d)**
- (4) 40 CFR 63.11083(b)**
- (5) 40 CFR 63.11085**
- (6) 40 CFR 63.11087**
- (7) 40 CFR 63.11089**
- (8) 40 CFR 63.11092(e)**
- (9) 40 CFR 63.11093**
- (10) 40 CFR 63.11094(a), (d), (e), (f), (g)**
- (11) 40 CFR 63.11095(a), (b), (d)**
- (12) 40 CFR 63.11098**
- (13) 40 CFR 63.11099**
- (14) 40 CFR 63.11100**
- (15) 40 CFR Table 1 of Subpart BBBBBB**
- (16) 40 CFR Table 3 of Subpart BBBBBB**

**INDIANA DEPARTMENT OF ENVIRONMENTAL MANAGEMENT  
OFFICE OF AIR QUALITY  
PART 70 OPERATING PERMIT  
CERTIFICATION**

\*\*\*

**Part 70 Permit No.: T089-2691233459-00214**

\*\*\*

\*\*\*

**PART 70 OPERATING PERMIT  
EMERGENCY OCCURRENCE REPORT**

\*\*\*

**Part 70 Permit No.: T089-2691233459-00214**

\*\*\*

~~A certification is not required for this report.~~

**INDIANA DEPARTMENT OF ENVIRONMENTAL MANAGEMENT  
OFFICE OF AIR QUALITY  
COMPLIANCE AND ENFORCEMENT BRANCH**

## PART 70 OPERATING PERMIT QUARTERLY DEVIATION AND COMPLIANCE MONITORING REPORT

\*\*\*

Part 70 Permit No.: T089-~~26912~~**33459**-00214

\*\*\*

~~Attach a signed certification to complete this report.~~

### Recommendation

The staff recommends to the Commissioner that the Part 70 Operating Permit Renewal be approved. This recommendation is based on the following facts and conditions:

Unless otherwise stated, information used in this review was derived from the application and additional information submitted by the applicant.

An application for the purposes of this review was received on July 24, 2013. Additional information was received on September 3, 2013.

### Conclusion

The operation of this stationary refined petroleum pipelines operation shall be subject to the conditions of the attached Part 70 Operating Permit Renewal No. 089-33459-00214.

### IDEM Contact

- (a) Questions regarding this proposed permit can be directed to Julie Alexander at the Indiana Department Environmental Management, Office of Air Quality, Permits Branch, 100 North Senate Avenue, MC 61-53 IGCN 1003, Indianapolis, Indiana 46204-2251 or by telephone at (317) 233-1782 or toll free at 1-800-451-6027 extension 3-1782.
- (b) A copy of the findings is available on the Internet at: <http://www.in.gov/ai/appfiles/idem-caats/>
- (c) For additional information about air permits and how the public and interested parties can participate, refer to the IDEM's Guide for Citizen Participation and Permit Guide on the Internet at: [www.idem.in.gov](http://www.idem.in.gov)



**Appendix A: Emission Calculations**

**Company Name:** Explorer Pipeline Company  
**Address City IN Zip:** 3737 Michigan St. Hammond, IN, 46323  
**Permit Number:** T089-33459-00214  
**Reviewer:** Julie Alexander  
**Date:** August 05, 2013

**Unrestricted Emissions**

Process/ Emission Unit	PM	PM <sub>10</sub>	PM <sub>2.5</sub>	SO <sub>2</sub>	VOC	CO	NO <sub>x</sub>	CO <sub>2e</sub>	Hexane	Benzene	Total HAPs
Fourteen (14) Tanks	-	-	-	-	32.80	-	-	-	1.41	0.25	2.90
Emergency fire pump	0.04	0.14	0.14	0.13	0.16	0.42	1.51	73	-	4.11E-04	1.69E-03
Insignificant Tanks	-	-	-	-	2.00	-	-	-	-	-	2.00
Roads	1.96	1.00	0.10	-	-	-	-	-	-	-	-
Air Stripper	-	-	-	-	0.33	-	-	-	-	0.33	0.33
Cutting Torches & Welding	negl.	negl.	negl.	-	-	-	-	-	-	-	negl.
Tank Fugitive Emissions	-	-	-	-	0.49	-	-	-	-	-	0.49
<b>Total</b>	<b>2.00</b>	<b>1.14</b>	<b>0.24</b>	<b>0.13</b>	<b>35.77</b>	<b>0.42</b>	<b>1.51</b>	<b>73</b>	<b>1.41</b>	<b>0.58</b>	<b>5.71</b>

**Controlled Emissions**

Process/ Emission Unit	PM	PM <sub>10</sub>	PM <sub>2.5</sub>	SO <sub>2</sub>	VOC		NO <sub>x</sub>	CO <sub>2e</sub>	Hexane	Benzene	Total HAPs
Fourteen (14) Tanks	-	-	-	-	32.80	-	-	-	1.41	0.25	2.90
Emergency fire pump	0.04	0.14	0.14	0.13	0.16	0.42	1.51	73	-	4.11E-04	1.69E-03
Insignificant Tanks	-	-	-	-	2.00	-	-	-	-	-	2.00
Roads	1.96	1.00	0.10	-	-	-	-	-	-	-	-
Air Stripper	-	-	-	-	0.33	-	-	-	-	0.33	0.33
Cutting Torches & Welding	negl.	negl.	negl.	-	-	-	-	-	-	-	negl.
Tank Fugitive Emissions	-	-	-	-	0.49	-	-	-	-	-	0.49
<b>Total</b>	<b>2.00</b>	<b>1.14</b>	<b>0.24</b>	<b>0.13</b>	<b>35.77</b>	<b>0.42</b>	<b>1.51</b>	<b>73</b>	<b>1.41</b>	<b>0.58</b>	<b>5.71</b>

**Potential to Emit After Issuance**

Process/ Emission Unit	PM	PM <sub>10</sub>	PM <sub>2.5</sub>	SO <sub>2</sub>	VOC	CO	NO <sub>x</sub>	CO <sub>2e</sub>	Hexane	Benzene	Total HAPs
Fourteen (14) Tanks	-	-	-	-	32.80	-	-	-	1.41	0.25	2.90
Emergency fire pump	0.04	0.14	0.14	0.13	0.16	0.42	1.51	73	-	4.11E-04	1.69E-03
Insignificant Tanks	-	-	-	-	2.00	-	-	-	-	-	2.00
Roads	1.96	1.00	0.10	-	-	-	-	-	-	-	-
Air Stripper	-	-	-	-	0.33	-	-	-	-	0.33	0.33
Cutting Torches & Welding	negl.	negl.	negl.	-	-	-	-	-	-	-	negl.
Tank Fugitive Emissions	-	-	-	-	0.49	-	-	-	-	-	0.49
<b>Total</b>	<b>2.00</b>	<b>1.14</b>	<b>0.24</b>	<b>0.13</b>	<b>35.77</b>	<b>0.42</b>	<b>1.51</b>	<b>73</b>	<b>1.41</b>	<b>0.58</b>	<b>5.71</b>

**Appendix A: Emission Calculations**  
**639/673 Roof Modification**  
**Company Name: Explorer Pipeline Company**  
**Address City IN Zip: 3737 Michigan St. Hammond, IN, 46323**  
**Permit Number: T089-33459-00214**  
**Reviewer: Julie Alexander**  
**Date: August 05, 2013**

**Before Modification**

Tank	VOC Emissions		2,2,4-TMP	Benzene	Cresol	Cumene	Ethylbenzene	Hexane	MTBE	Naphthalene	Phenol	Styrene	Toluene	Xylenes	Total HAPs
	(lbs/yr)	(tons/yr)	(tons/yr)	(tons/yr)	(tons/yr)	(tons/yr)	(tons/yr)	(tons/yr)	(tons/yr)	(tons/yr)	(tons/yr)	(tons/yr)	(tons/yr)	(tons/yr)	(tons/yr)
639	4,475.49	2.24	0.02	0.01	1.46E-05	3.50E-04	1.41E-03	0.10	0.01	1.23E-05	2.46E-06	1.97E-03	0.02	0.01	0.17
673	201.92	0.10	3.30E-04	3.03E-03	3.85E-06	1.96E-04	1.01E-03	3.03E-03	-	8.03E-05	1.40E-05	-	2.02E-03	1.01E-03	0.01
<b>Total:</b>	4,677.41	2.34	0.02	0.02	1.84E-05	5.46E-04	2.42E-03	1.02E-01	0.01	9.26E-05	1.65E-05	1.97E-03	0.02	0.01	0.18

**After Modification**

Tank	VOC Emissions		2,2,4-TMP	Benzene	Cresol	Cumene	Ethylbenzene	Hexane	MTBE	Naphthalene	Phenol	Styrene	Toluene	Xylenes	Total HAPs
	(lbs/yr)	(tons/yr)	(tons/yr)	(tons/yr)	(tons/yr)	(tons/yr)	(tons/yr)	(tons/yr)	(tons/yr)	(tons/yr)	(tons/yr)	(tons/yr)	(tons/yr)	(tons/yr)	(tons/yr)
639	4,169.47	2.08	0.02	0.01	1.36E-05		1.32E-03	0.09	0.01	1.15E-05	2.29E-06	1.84E-03	0.02	4.90E-03	0.16
673	199.66	0.10	3.26E-04	2.99E-03	3.80E-06	1.94E-04	9.98E-04	2.99E-03	-	7.94E-05	1.39E-05	-	2.00E-03	9.98E-04	0.01
<b>Total:</b>	4,369.13	2.18	0.02	0.02	1.74E-05	1.94E-04	2.31E-03	0.10	0.01	9.09E-05	1.61E-05	1.84E-03	0.02	0.01	0.17

**Change in PTE**

Tank	VOC Emissions		2,2,4-TMP	Benzene	Cresol	Cumene	Ethylbenzene	Hexane	MTBE	Naphthalene	Phenol	Styrene	Toluene	Xylenes	Total HAPs
	(lbs/yr)	(tons/yr)	(tons/yr)	(tons/yr)	(tons/yr)	(tons/yr)	(tons/yr)	(tons/yr)	(tons/yr)	(tons/yr)	(tons/yr)	(tons/yr)	(tons/yr)	(tons/yr)	(tons/yr)
639	-306.02	-0.15	-1.46E-03	-9.53E-04	-9.98E-07	-3.50E-04	-9.66E-05	-0.01	-4.59E-04	-8.42E-07	-1.68E-07	-1.35E-04	-1.29E-03	-3.60E-04	-0.01
673	-2.26	-1.13E-03	-3.69E-06	-3.39E-05	-4.31E-08	-2.19E-06	-1.13E-05	-3.39E-05	-	-8.99E-07	-1.57E-07	-	-2.26E-05	-1.13E-05	-1.20E-04
<b>Total:</b>	-308.28	-0.15	-1.46E-03	-9.87E-04	-1.04E-06	-3.52E-04	-1.08E-04	-6.81E-03	-4.59E-04	-1.74E-06	-3.25E-07	-1.35E-04	-1.31E-03	-3.71E-04	-1.20E-02

Explorer Pipeline Company is replacing Tanks 639 and 673 internal floating roofs system with a steel bulkhead internal floating roof system.

**Appendix A: Emission Calculations**  
**Fourteen (14) Volatile Organic Liquid Storage Tanks**

Company Name: Explorer Pipeline Company  
Address City IN Zip: 3737 Michigan St. Hammond, IN, 46323  
Permit Number: T089-33459-00214  
Reviewer: Julie Alexander  
Date: August 05, 2013

Tank	Transmix		Gasoline		Jet Kerosene		Distillate		Worst Case	
	VOC Emissions (lbs/yr)	VOC Emissions (tons/yr)	VOC Emissions (lbs/yr)	VOC Emissions (tons/yr)	VOC Emissions (lbs/yr)	VOC Emissions (tons/yr)	VOC Emissions (lbs/yr)	VOC Emissions (tons/yr)	VOC Emissions (lbs/yr)	VOC Emissions (tons/yr)
622	499.91	0.25	26,907.89	13.45	-	-	-	-	26,907.89	13.45
623	-	-	6,376.63	3.19	-	-	-	-	6,376.63	3.19
632	-	-	2,681.58	1.34	-	-	-	-	2,681.58	1.34
633	-	-	12,143.49	6.07	-	-	-	-	12,143.49	6.07
636	505.09	0.25	3,160.35	1.58	-	-	-	-	3,160.35	1.58
639	-	-	4,169.47	2.08	-	-	-	-	4,169.47	2.08
652	-	-	-	-	65.60	-	22.99	0.01	65.60	0.03
653	-	-	6,594.28	3.30	62.51	0.03	-	-	6,594.28	3.30
690	844.74	0.42	-	-	-	-	-	-	844.74	0.42
691	769.86	0.38	-	-	-	-	-	-	769.86	0.38
654	-	-	-	-	103.94	0.05	1,244.41	0.62	1,244.41	0.62
656	-	-	-	-	-	-	75.25	0.04	75.25	0.04
660	-	-	-	-	358.85	0.18	-	-	358.85	0.18
673	-	-	-	-	199.66	0.10	-	-	199.66	0.10
<b>Total:</b>									65,592.06	32.80

**HAPs from Gasoline**

Tank	VOC Emissions		2,2,4-TMP	Benzene	Cresol	Cumene	Ethylbenzene	Hexane	MTBE	Naphthalene	Phenol	Styrene	Toluene	Xylenes	HAPs Emissions	
			(wt%)	(wt%)	(wt%)	(wt%)	(wt%)	(wt%)	(wt%)	(wt%)	(wt%)	(wt%)	(wt%)	(wt%)		
	(lbs/yr)	(tons/yr)	0.95315	0.62315	0.000652	0.01565	0.06313	4.42761	0.3	0.00055	0.00011	0.08817	0.84213	0.23501	(lbs/yr)	(tons/yr)
622	26,907.89	13.45	256.47	167.68	0.18	4.21	16.99	1191.38	80.72	0.15	0.03	23.72	226.60	63.24	2031.36	1.02
623	6,376.63	3.19	60.78	39.74	0.04	1.00	4.03	282.33	19.13	0.04	0.01	5.62	53.70	14.99	481.39	0.24
632	2,681.58	1.34	25.56	16.71	0.02	0.42	1.69	118.73	8.04	0.01	0.00	2.36	22.58	6.30	202.44	0.10
633	12,143.49	6.07	115.75	75.67	0.08	1.90	7.67	537.67	36.43	0.07	0.01	10.71	102.26	28.54	916.75	0.46
636	3,160.35	1.58	30.12	19.69	0.02	0.49	2.00	139.93	9.48	0.02	0.00	2.79	26.61	7.43	238.58	0.12
639	4,169.47	2.08	39.74	25.98	0.03	0.65	2.63	184.61	12.51	0.02	0.00	3.68	35.11	9.80	314.77	0.16
653	6,594.28	3.30	62.85	41.09	0.04	1.03	4.16	291.97	19.78	0.04	0.01	5.81	55.53	15.50	497.82	0.25
<b>Total (tons/yr):</b>			0.30	0.19	2.02E-04	4.85E-03	0.02	1.37	0.09	1.71E-04	3.41E-05	0.03	0.26	0.07	2.34	

**HAPs from JET fuel**

Tank	VOC Emissions		2,2,4-TMP	Benzene	Cresol	Cumene	Ethylbenzene	Hexane	Naphthalene	Phenol	Toluene	Xylenes	HAPs Emissions	
			(wt%)	(wt%)	(wt%)	(wt%)	(wt%)	(wt%)	(wt%)	(wt%)	(wt%)	(wt%)		
	(lbs/yr)	(tons/yr)	0.32695	3	0.00381	0.19394	1	3	0.07957	0.01388	2	1	(lbs/yr)	(tons/yr)
652	65.60	0.03	0.21	1.97	2.50E-03	0.13	0.66	1.97	0.05	0.01	1.31	0.66	6.97	3.48E-03
653	62.51	0.03	0.20	1.88	0.00	0.12	0.63	1.88	0.05	0.01	1.25	0.63	6.64	3.32E-03
654	103.94	0.05	0.34	3.12	0.00	0.20	1.04	3.12	0.08	0.01	2.08	1.04	11.04	5.52E-03
660	358.85	0.18	1.17	10.77	0.01	0.70	3.59	10.77	0.29	0.05	7.18	3.59	38.10	0.02
673	199.66	0.10	0.65	5.99	0.01	0.39	2.00	5.99	0.16	0.03	3.99	2.00	21.20	0.01
<b>Total (tons/yr):</b>			1.29E-03	0.01	1.51E-05	7.67E-04	3.95E-03	0.01	3.15E-04	5.49E-05	0.01	3.95E-03	0.04	

**Appendix A: Emission Calculations**  
**Fourteen (14) Volatile Organic Liquid Storage Tanks**

Company Name: Explorer Pipeline Company  
Address City IN Zip: 3737 Michigan St. Hammond, IN, 46323  
Permit Number: T089-33459-00214  
Reviewer: Julie Alexander  
Date: August 05, 2013

**HAPs from Transmix**

Tank	VOC Emissions		2,2,4-TMP	Benzene	Ethylbenzene	Hexane	MTBE	Toluene	Xylenes	HAPs Emissions	
			(wt%)	(wt%)	(wt%)	(wt%)	(wt%)	(wt%)	(wt%)		
	(lbs/yr)	(tons/yr)	1	4.9	2.99	2.99	19.99	9.99	9.99	(lbs/yr)	(tons/yr)
622	499.91	0.25	5.00	24.50	14.95	14.95	99.93	49.94	49.94	259.20	0.13
636	505.09	0.25	5.05	24.75	15.10	15.10	100.97	50.46	50.46	261.89	0.13
690	844.74	0.42	8.45	41.39	25.26	25.26	168.86	84.39	84.39	438.00	0.22
691	769.86	0.38	7.70	37.72	23.02	23.02	153.90	76.91	76.91	399.17	0.20
		Total (tons/yr):	0.01	0.06	0.04	0.04	0.26	0.13	0.13	0.68	

**Total HAPs**

Tank	2,2,4-TMP	Benzene	Cresol	Cumene	Ethylbenzene	Hexane	MTBE	Naphthalene	Phenol	Styrene	Toluene	Xylenes	HAPs Emissions	
	(lb/yr)	(lb/yr)	(lb/yr)	(lb/yr)	(lb/yr)	(lb/yr)	(lb/yr)	(lb/yr)	(lb/yr)	(lb/yr)	(lb/yr)	(lb/yr)	(lbs/yr)	(tons/yr)
622	256.47	167.68	0.18	4.21	16.99	1,191.38	99.93	0.15	0.03	23.72	226.60	63.24	2050.57	1.03
623	60.78	39.74	0.04	1.00	4.03	282.33	19.13	0.04	0.01	5.62	53.70	14.99	481.39	0.24
632	25.56	16.71	0.02	0.42	1.69	118.73	8.04	0.01	0.00	2.36	22.58	6.30	202.44	0.10
633	115.75	75.67	0.08	1.90	7.67	537.67	36.43	0.07	0.01	10.71	102.26	28.54	916.75	0.46
636	30.12	24.75	0.02	0.49	15.10	139.93	100.97	0.02	0.00	2.79	50.46	50.46	415.11	0.21
639	39.74	25.98	0.03	0.65	2.63	184.61	12.51	0.02	0.00	3.68	35.11	9.80	314.77	0.16
652	0.21	1.97	0.00	0.13	0.66	1.97	-	0.05	0.01	-	1.31	0.66	6.97	0.00
653	62.85	41.09	0.04	1.03	4.16	291.97	19.78	0.05	0.01	5.81	55.53	15.50	497.84	0.25
690	8.45	41.39	-	-	25.26	25.26	168.86	-	-	-	84.39	84.39	438.00	0.22
691	7.70	37.72	-	-	23.02	23.02	153.90	-	-	-	76.91	76.91	399.17	0.20
654	0.34	3.12	0.00	0.20	1.04	3.12	-	0.08	0.01	-	2.08	1.04	11.04	0.01
660	1.17	10.77	0.01	0.70	3.59	10.77	-	0.29	0.05	-	7.18	3.59	38.10	0.02
673	0.65	5.99	0.01	0.39	2.00	5.99	-	0.16	0.03	-	3.99	2.00	21.20	0.01
Total (tons/yr)	0.30	0.25	2.16E-04	0.01	0.05	1.41	0.31	4.67E-04	8.54E-05	0.03	0.36	0.18	2.90	

**Notes:**

VOC emissions are based on Tanks409d submission from the source

HAPs emissions are based on the MSDS for each substance handled by Explorer Pipeline Company

Distillate contains no HAPs

**Appendix A: Emission Calculations  
Insignificant Activities Calculations**

**Company Name:** Explorer Pipeline Company  
**Address City IN Zip:** 3737 Michigan St. Hammond, IN, 46323  
**Permit Number:** T089-33459-00214  
**Reviewer:** Julie Alexander  
**Date:** August 05, 2013

**Fugitive Emissions:**

Component	Number of Components	kg/hr/comp	lb/hr/comp	hour/year	lbs/yr	tons/yr
Valves <sup>1</sup>	56	4.30E-05	9.48E-05	8760	46.51	0.02
Pumps <sup>1</sup>	4	5.40E-04	1.19E-03	8760	41.70	0.02
Flanges <sup>1</sup>	88	8.00E-06	1.76E-05	8760	13.57	0.01
Sample Connections <sup>2</sup>	3	1.50E-02	3.31E-02	8760	869.06	0.43
<b>Total HAPs and VOC Fugitives</b>					<b>970.83</b>	<b>0.49</b>

- 1) Protocol for Equipment Leak Emission Estimates, EPA-453/R-95-017, Table 2-3, Marketing Terminal Average, Light Liquid service  
Emission factors are based on light liquid (gasoline) service. It is assumed that the contribution of heavy liquid (distillate) is negligible.  
2) Protocol for Equipment Leak Emission Estimates, EPA-453/R-95-017, Table 2-2, Sampling Connections, All

**Air Stripper Emissions:**

Potential Emissions <sup>1</sup>	Max Benzene Conc. mg/l	Throughput (gallons/yr)	HAPs and VOC Emissions		
			lbs/yr	lbs/hr	tons/year
	15	5,256,000	657.53	0.08	0.33

- 1) Maximum Design Throughput possible @ 600 gal/hr.  
2) The stripper is currently not operational and has been out of service for several years.

**Insignificant Storage Tanks:**

	HAP/VOC Emissions		
	lbs/hr	lbs/yr	tons/year
Lubricating Oil	0.23	2,000.00	1.00
Hydraulic Oils	0.23	2,000.00	1.00
<b>Total</b>	<b>0.46</b>	<b>4,000.00</b>	<b>2.00</b>

- 1) Hammond Station stores around 55 gallons of lubricating oil and 250 gallons hydraulic oils. Any lubricant that may be on site is only to provide for addition of lubricants in equipment. The facility uses synthetic lube oils with a vapor pressure typically less than 0.1 kPa. Any hydraulic fluid on site is only the reservoir necessary to operate the hydraulic operators on valves. Hydraulic oils have vapor pressures in the range of 0.01 to 0.0001 mmHg.

**Cutting Torches & Welding Equipment**

The cutting torches and welding equipment is used infrequently at a rate of less than 1 rod/yr. This equipment is used for maintenance and repair of the storage tanks and other equipment on site. The emissions are negligible.

**Appendix A: Emission Calculations****Emergency Fire Pump**

**Company Name:** Explorer Pipeline Company  
**Address City IN Zip:** 3737 Michigan St. Hammond, IN, 46323  
**Permit Number:** T089-33459-00214  
**Reviewer:** Julie Alexander  
**Date:** August 05, 2013

Output Horsepower Rating (hp)	252.0
Maximum Hours Operated per Year	500
Potential Throughput (hp-hr/yr)	126,000

	Pollutant						
	PM*	PM10*	direct PM2.5*	SO2	NOx	VOC	CO
Emission Factor in lb/hp-hr	7.00E-04	2.20E-03	2.20E-03	2.05E-03	2.40E-02 **see below	2.51E-03	6.68E-03
Potential Emission in tons/yr	0.04	0.14	0.14	0.13	1.51	0.16	0.42

\*\*NOx emission factor: uncontrolled = 0.024 lb/hp-hr, controlled by ignition timing retard = 0.013 lb/hp-hr

**Hazardous Air Pollutants (HAPs)**

	Pollutant						
	Benzene	Toluene	Xylene	Formaldehyde	Acetaldehyde	Acrolein	Total PAH HAPs***
Emission Factor in lb/hp-hr****	6.53E-06	2.86E-06	2.00E-06	8.26E-06	5.37E-06	6.48E-07	1.18E-06
Potential Emission in tons/yr	4.11E-04	1.80E-04	1.26E-04	5.20E-04	3.38E-04	4.08E-05	7.41E-05

\*\*\*PAH = Polyaromatic Hydrocarbon (PAHs are considered HAPs, since they are considered Polycyclic Organic Matter)

\*\*\*\*Emission factors in lb/hp-hr were calculated using emission factors in lb/MMBtu and a brake specific fuel consumption of 7,000 Btu / hp-hr (AP-42 Table 3.3-1).

<b>Potential Emission of Total HAPs (tons/yr)</b>	<b>1.69E-03</b>
---	-----------------

**Green House Gas Emissions (GHG)**

	Pollutant		
	CO2	CH4	N2O
Emission Factor in lb/hp-hr	1.15E+00	6.35E-05	9.30E-06
Potential Emission in tons/yr	7.25E+01	4.00E-03	5.86E-04

<b>Summed Potential Emissions in tons/yr</b>	<b>7.25E+01</b>
<b>CO2e Total in tons/yr</b>	<b>7.27E+01</b>

**Methodology**

Emission Factors are from AP 42 (Supplement B 10/96) Tables 3.4-1 , 3.4-2, 3.4-3, and 3.4-4.

CH4 and N2O Emission Factor from 40 CFR 98 Subpart C Table C-2.

Global Warming Potentials (GWP) from Table A-1 of 40 CFR Part 98 Subpart A.

Potential Throughput (hp-hr/yr) = [Output Horsepower Rating (hp)] \* [Maximum Hours Operated per Year]

Potential Emission (tons/yr) = [Potential Throughput (hp-hr/yr)] \* [Emission Factor (lb/hp-hr)] / [2,000 lb/ton]

CO2e (tons/yr) = CO2 Potential Emission ton/yr x CO2 GWP (1) + CH4 Potential Emission ton/yr x CH4 GWP (21) + N2O Potential Emission ton/yr x N2O GWP (310).

**Appendix A: Emission Calculations****Unpaved Roads**

**Company Name:** Explorer Pipeline Company  
**Address City IN Zip:** 3737 Michigan St. Hammond, IN, 46323  
**Permit Number:** T089-33459-00214  
**Reviewer:** Julie Alexander  
**Date:** August 05, 2013

The following calculations determine the amount of emissions created by unpaved roads, based on AP-42, Ch 13.2.2 (11/2006)

Parameter	PM	PM10	PM2.5	Source/Method
Ef = particulate emission factor (lb/VMT)	2.38	1.21	0.12	= $(k * [(s/12)^a] * [(S/30)^d] / (M/0.5)^c) - C$ , Ch. 13.2.2, eqn (1b)
k = empirical constant (lb/VMT)	6.00	1.80	0.18	Table 13.2.2-2
a = empirical constant	1	1	1	Table 13.2.2-2
d = empirical constant	0.3	0.2	0.2	Table 13.2.2-2
c = empirical constant	0.3	0.5	0.5	Table 13.2.2-2
C = emission factor for vehicle fleet exhaust, brake wear and tire wear	4.70E-04	4.70E-04	3.60E-04	Table 13.2.2-4
M = surface material moisture content (%)	0.05	0.05	0.05	See Table 13.2.2-3
S = mean vehicle speed	15	15	15	Provided by the source
s = surface material silt content (%)	2.94	2.94	2.94	See Table 13.2.2-3
VMT/yr = vehicle miles traveled per year	2500	2500	2500	Provided by the source
PTE = Potential to Emit (ton/yr)	2.98	1.52	0.15	= Ef (lb/VMT) x VMT/yr x (1 ton/2000 lb)

***Taking natural mitigation due to precipitation into consideration:***

Parameter	PM	PM10	PM2.5	Source/Method
Eext = particulate emission factor extrapolated for natural mitigation (lb/VMT)	1.57	0.80	0.08	= $Ef * [(365-P)/365]$ , Ch. 13.2.2, eqn (2)
P = number of days in a year with at least 0.01 in of precipitation	125	125	125	Based on Figure 13.2.2-1
PTE = Potential to Emit (ton/yr)	1.96	9.97E-01	9.95E-02	= Eext (lb/VMT) x VMT/yr x (1 ton/2000 lb)

Note:

Equation 1b was used because the source uses light duty vehicles on publicly accessible roads. The light duty vehicles are used to transport workers and their tools on site for repair and maintenance work on the facility's equipment.



## INDIANA DEPARTMENT OF ENVIRONMENTAL MANAGEMENT

*We Protect Hoosiers and Our Environment.*

100 N. Senate Avenue • Indianapolis, IN 46204  
(800) 451-6027 • (317) 232-8603 • [www.idem.IN.gov](http://www.idem.IN.gov)

**Michael R. Pence**  
*Governor*

**Thomas W. Easterly**  
*Commissioner*

### SENT VIA U.S. MAIL: CONFIRMED DELIVERY AND SIGNATURE REQUESTED

TO: Ryan Moore  
Explorer Pipeline Company  
3737 Michigan Street  
Hammond, IN 46323-1202

DATE: December 27, 2013

FROM: Matt Stuckey, Branch Chief  
Permits Branch  
Office of Air Quality

SUBJECT: Final Decision  
Renewal of a Part 70 Operating Permit  
089-33459-00214

Enclosed is the final decision and supporting materials for the air permit application referenced above. Please note that this packet contains the original, signed, permit documents.

The final decision is being sent to you because our records indicate that you are the contact person for this application. However, if you are not the appropriate person within your company to receive this document, please forward it to the correct person.

A copy of the final decision and supporting materials has also been sent via standard mail to:  
James Sieck, Director Engineering Health Safety Security Environment  
Robin Hamman, Trinity Consultants  
OAQ Permits Branch Interested Parties List

If you have technical questions regarding the enclosed documents, please contact the Office of Air Quality, Permits Branch at (317) 233-0178, or toll-free at 1-800-451-6027 (ext. 3-0178), and ask to speak to the permit reviewer who prepared the permit. If you think you have received this document in error, please contact Joanne Smiddie-Brush of my staff at 1-800-451-6027 (ext 3-0185), or via e-mail at [jbrush@idem.IN.gov](mailto:jbrush@idem.IN.gov).

Final Applicant Cover letter.dot 6/13/2013





## INDIANA DEPARTMENT OF ENVIRONMENTAL MANAGEMENT

*We Protect Hoosiers and Our Environment.*

100 N. Senate Avenue • Indianapolis, IN 46204

(800) 451-6027 • (317) 232-8603 • [www.idem.IN.gov](http://www.idem.IN.gov)

**Michael R. Pence**  
Governor

**Thomas W. Easterly**  
Commissioner

December 27, 2013

TO: Hammond Public Library

From: Matthew Stuckey, Branch Chief  
Permits Branch  
Office of Air Quality

Subject: **Important Information for Display Regarding a Final Determination**

**Applicant Name: Explorer Pipeline Company**  
**Permit Number: 089-33459-00214**

You previously received information to make available to the public during the public comment period of a draft permit. Enclosed is a copy of the final decision and supporting materials for the same project. Please place the enclosed information along with the information you previously received. To ensure that your patrons have ample opportunity to review the enclosed permit, **we ask that you retain this document for at least 60 days.**

The applicant is responsible for placing a copy of the application in your library. If the permit application is not on file, or if you have any questions concerning this public review process, please contact Joanne Smiddie-Brush, OAQ Permits Administration Section at 1-800-451-6027, extension 3-0185.

Enclosures  
Final Library.dot 6/13/2013



## INDIANA DEPARTMENT OF ENVIRONMENTAL MANAGEMENT

*We Protect Hoosiers and Our Environment.*

100 N. Senate Avenue • Indianapolis, IN 46204  
(800) 451-6027 • (317) 232-8603 • [www.idem.IN.gov](http://www.idem.IN.gov)

**Michael R. Pence**  
Governor

**Thomas W. Easterly**  
Commissioner

TO: Interested Parties / Applicant

DATE: December 27, 2013

RE: Explorer Pipeline Company / 089-33459-00214

FROM: Matthew Stuckey, Branch Chief  
Permits Branch  
Office of Air Quality

In order to conserve paper and reduce postage costs, IDEM's Office of Air Quality is now sending many permit decisions on CDs in Adobe PDF format. The enclosed CD contains information regarding the company named above.

This permit is also available on the IDEM website at:  
<http://www.in.gov/ai/appfiles/idem-caats/>


If you would like to request a paper copy of the permit document, please contact IDEM's central file room at:

Indiana Government Center North, Room 1201  
100 North Senate Avenue, MC 50-07  
Indianapolis, IN 46204  
Phone: 1-800-451-6027 (ext. 4-0965)  
Fax (317) 232-8659

**Please Note:** *If you feel you have received this information in error, or would like to be removed from the Air Permits mailing list, please contact Patricia Pear with the Air Permits Administration Section at 1-800-451-6027, ext. 3-6875 or via e-mail at [PPEAR@IDEM.IN.GOV](mailto:PPEAR@IDEM.IN.GOV).*

Enclosures  
CD Memo.dot 6/13/2013


# Mail Code 61-53

IDEM Staff	VHAUN 12/27/2013 Explorer Pipeline Company 089-33459-00214 FINAL			AFFIX STAMP HERE IF USED AS CERTIFICATE OF MAILING
Name and address of Sender		Indiana Department of Environmental Management Office of Air Quality – Permits Branch 100 N. Senate Indianapolis, IN 46204	Type of Mail:  <b>CERTIFICATE OF MAILING ONLY</b>	

Line	Article Number	Name, Address, Street and Post Office Address	Postage	Handling Charges	Act. Value (If Registered)	Insured Value	Due Send if COD	R.R. Fee	S.D. Fee	S.H. Fee	Rest. Del. Fee	Remarks
1		Ryan Moore Explorer Pipeline Company 3737 Michigan St Hammond IN 463231202 (Source CAATS)		Confirmed Delivery								
2		James Sieck Dir Engineering Health Safety Security Environment Explorer Pipeline Company PO Box 2650 Tulsa OK 74101-2650 (RO CAATS)										
3		East Chicago City Council 4525 Indianapolis Blvd East Chicago IN 46312 (Local Official)										
4		Gary - Hobart Water Corp 650 Madison St, P.O. Box M486 Gary IN 46401-0486 (Affected Party)										
5		Lake County Health Department-Gary 1145 W. 5th Ave Gary IN 46402-1795 (Health Department)										
6		WJOB / WZVN Radio 6405 Olcott Ave Hammond IN 46320 (Affected Party)										
7		Hammond Public Library 564 State St Hammond IN 46320-1532 (Library)										
8		Shawn Sobocinski 3229 E. Atlanta Court Portage IN 46368 (Affected Party)										
9		Mark Coleman 107 Diana Road Portage IN 46368 (Affected Party)										
10		Mr. Chris Hernandez Pipefitters Association, Local Union 597 8762 Louisiana St., Suite G Merrillville IN 46410 (Affected Party)										
11		Craig Hogarth 7901 West Morris Street Indianapolis IN 46231 (Affected Party)										
12		Lake County Commissioners 2293 N. Main St, Building A 3rd Floor Crown Point IN 46307 (Local Official)										
13		Anthony Copeland 2006 E. 140th Street East Chicago IN 46312 (Affected Party)										
14		Barbara G. Perez 506 Lilac Street East Chicago IN 46312 (Affected Party)										
15		Mr. Robert Garcia 3733 Parrish Avenue East Chicago IN 46312 (Affected Party)										

Total number of pieces Listed by Sender  <b>14</b>	Total number of Pieces Received at Post Office	Postmaster, Per (Name of Receiving employee)	The full declaration of value is required on all domestic and international registered mail. The maximum indemnity payable for the reconstruction of nonnegotiable documents under Express Mail document reconstructing insurance is \$50,000 per piece subject to a limit of \$50, 000 per occurrence. The maximum indemnity payable on Express mil merchandise insurance is \$500. The maximum indemnity payable is \$25,000 for registered mail, sent with optional postal insurance. See <b>Domestic Mail Manual R900, S913, and S921</b> for limitations of coverage on inured and COD mail. See <b>International Mail Manual</b> for limitations o coverage on international mail. Special handling charges apply only to Standard Mail (A) and Standard Mail (B) parcels.
--	--	--	--

# Mail Code 61-53

IDEM Staff	VHAUN 12/27/2013 Explorer Pipeline Company 089-33459-00214 FINAL			AFFIX STAMP HERE IF USED AS CERTIFICATE OF MAILING
Name and address of Sender		Indiana Department of Environmental Management Office of Air Quality – Permits Branch 100 N. Senate Indianapolis, IN 46204	Type of Mail:  <b>CERTIFICATE OF MAILING ONLY</b>	

Line	Article Number	Name, Address, Street and Post Office Address	Postage	Handling Charges	Act. Value (If Registered)	Insured Value	Due Send if COD	R.R. Fee	S.D. Fee	S.H. Fee	Rest. Del. Fee
											Remarks
1		Karen KroczeK 8212 Madison Ave Munster IN 46321-1627 (Affected Party)									
2		Joseph Hero 11723 S Oakridge Drive St. John IN 46373 (Affected Party)									
3		Gary City Council 401 Broadway # 209 Gary IN 46402 (Local Official)									
4		Ron Novak Hammond Dept. of Environmental Management 5925 Calumnet Ave. Hammond IN 46320 (Local Official)									
5		Mr. Larry Davis 268 South, 600 West Hebron IN 46341 (Affected Party)									
6		Ryan Dave 939 Cornwallis Munster IN 46321 (Affected Party)									
7		Matt Mikus 409 Yellowstone Rd - Apt 1 Valparaiso IN 46385 (Affected Party)									
8		Robin Hamman Trinity Consultants 201 NW 63rd Street, Suite 220 Oklahoma City OK 73116-8210 (Consultant)									
9											
10											
11											
12											
13											
14											
15											

Total number of pieces Listed by Sender  <b>8</b>	Total number of Pieces Received at Post Office	Postmaster, Per (Name of Receiving employee)	The full declaration of value is required on all domestic and international registered mail. The maximum indemnity payable for the reconstruction of nonnegotiable documents under Express Mail document reconstructing insurance is \$50,000 per piece subject to a limit of \$50, 000 per occurrence. The maximum indemnity payable on Express mil merchandise insurance is \$500. The maximum indemnity payable is \$25,000 for registered mail, sent with optional postal insurance. See <b>Domestic Mail Manual R900, S913, and S921</b> for limitations of coverage on inured and COD mail. See <b>International Mail Manual</b> for limitations o coverage on international mail. Special handling charges apply only to Standard Mail (A) and Standard Mail (B) parcels.
---	--	--	--