



# Indiana Department of Environmental Management

*We Protect Hoosiers and Our Environment.*

100 N. Senate Avenue • Indianapolis, IN 46204

(800) 451-6027 • (317) 232-8603 • [www.idem.IN.gov](http://www.idem.IN.gov)

**Michael R. Pence**  
Governor

**Carol S. Comer**  
Commissioner

## NOTICE OF 30-DAY PERIOD FOR PUBLIC COMMENT

Preliminary Findings Regarding the Renewal of a  
Minor Source Operating Permit (MSOP)

for Sunrise Energy, LLC in Sullivan County

MSOP Renewal No.: M153-37448-00037

The Indiana Department of Environmental Management (IDEM) has received an application from Sunrise Energy, LLC located at 411 E. County Road 600 S, Carlisle, Indiana, 47838 for a renewal of its MSOP issued on December 3, 2013. If approved by IDEM's Office of Air Quality (OAQ), this proposed renewal would allow Sunrise Energy, LLC to continue to operate its existing source.

A copy of the permit application and IDEM's preliminary findings are available at:

Sullivan County Library  
100 South Crowder Street  
Sullivan, Indiana, 47882

A copy of the preliminary findings is available on the Internet at: <http://www.in.gov/ai/appfiles/idem-caats/>.

### How can you participate in this process?

The date that this notice is published in a newspaper marks the beginning of a 30-day public comment period. If the 30<sup>th</sup> day of the comment period falls on a day when IDEM offices are closed for business, all comments must be postmarked or delivered in person on the next business day that IDEM is open.

You may request that IDEM hold a public hearing about this draft permit. If adverse comments concerning the **air pollution impact** of this draft permit are received, with a request for a public hearing, IDEM will decide whether or not to hold a public hearing. IDEM could also decide to hold a public meeting instead of, or in addition to, a public hearing. If a public hearing or meeting is held, IDEM will make a separate announcement of the date, time, and location of that hearing or meeting. At a hearing, you would have an opportunity to submit written comments and make verbal comments. At a meeting, you would have an opportunity to submit written comments, ask questions, and discuss any air pollution concerns with IDEM staff.

Comments and supporting documentation, or a request for a public hearing should be sent in writing to IDEM at the address below. If you comment via e-mail, please include your full U.S. mailing address so that you can be added to IDEM's mailing list to receive notice of future action related to this permit. If you do not want to comment at this time, but would like to receive notice of future action related to this permit application, please contact IDEM at the address below. Please refer to permit number M153-37448-00037 in all correspondence.

**Comments should be sent to:**

Sommer Cochran  
IDEM, Office of Air Quality  
100 North Senate Avenue  
MC 61-53 IGCN 1003  
Indianapolis, Indiana 46204-2251  
(800) 451-6027, ask for extension 4-5376  
Or dial directly: (317) 234-5376  
Fax: (317) 232-6749 attn: Sommer Cochran  
E-mail: scochran1@idem.IN.gov


All comments will be considered by IDEM when we make a decision to issue or deny the permit. Comments that are most likely to affect final permit decisions are those based on the rules and laws governing this permitting process (326 IAC 2), air quality issues, and technical issues. IDEM does not have legal authority to regulate zoning, odor, or noise. For such issues, please contact your local officials.

For additional information about air permits and how the public and interested parties can participate, refer to the IDEM Permit Guide on the Internet at: <http://www.in.gov/idem/5881.htm>; and the Citizens' Guide to IDEM on the Internet at: <http://www.in.gov/idem/6900.htm>.

**What will happen after IDEM makes a decision?**

Following the end of the public comment period, IDEM will issue a Notice of Decision stating whether the permit has been issued or denied. If the permit is issued, it may be different than the draft permit because of comments that were received during the public comment period. If comments are received during the public notice period, the final decision will include a document that summarizes the comments and IDEM's response to those comments. If you have submitted comments or have asked to be added to the mailing list, you will receive a Notice of the Decision. The notice will provide details on how you may appeal IDEM's decision, if you disagree with that decision. The final decision will also be available on the Internet at the address indicated above, at the local library indicated above, and the IDEM public file room on the 12<sup>th</sup> floor of the Indiana Government Center North, 100 N. Senate Avenue, Indianapolis, Indiana 46204-2251.

If you have any questions, please contact Sommer Cochran or my staff at the above address.

  
Tripurani P. Sinha, Ph.D., Section Chief  
Permits Branch  
Office of Air Quality



# Indiana Department of Environmental Management

*We Protect Hoosiers and Our Environment.*

100 N. Senate Avenue • Indianapolis, IN 46204

(800) 451-6027 • (317) 232-8603 • [www.idem.IN.gov](http://www.idem.IN.gov)

**Michael R. Pence**  
Governor

**Carol S. Comer**  
Commissioner

DRAFT

## Minor Source Operating Permit Renewal OFFICE OF AIR QUALITY

**Sunrise Energy, LLC**  
**411 E. County Road 600 S**  
**Carlisle, Indiana, 47838**

(herein known as the Permittee) is hereby authorized to operate subject to the conditions contained herein, the source described in Section A (Source Summary) of this permit.

This permit is issued to the above mentioned company under the provisions of 326 IAC 2-1.1, 326 IAC 2-6.1 and 40 CFR 52.780, with conditions listed on the attached pages.

Indiana statutes from IC 13 and rules from 326 IAC, quoted in conditions in this permit, are those applicable at the time the permit was issued. The issuance or possession of this permit shall not alone constitute a defense against an alleged violation of any law, regulation or standard, except for the requirement to obtain a MSOP under 326 IAC 2-6.1.

Operation Permit No.: M153-37448-00037	
Issued by:	Issuance Date:
Tripurari P. Sinha, Ph. D., Section Chief Permits Branch Office of Air Quality	Expiration Date:

## TABLE OF CONTENTS

<b>SECTION A</b>	<b>SOURCE SUMMARY .....</b>	<b>4</b>
A.1	General Information [326 IAC 2-5.1-3(c)][326 IAC 2-6.1-4(a)]	
A.2	Emission Units and Pollution Control Equipment Summary	
<b>SECTION B</b>	<b>GENERAL CONDITIONS .....</b>	<b>6</b>
B.1	Definitions [326 IAC 2-1.1-1]	
B.2	Permit Term [326 IAC 2-6.1-7(a)][326 IAC 2-1.1-9.5][IC 13-15-3-6(a)]	
B.3	Term of Conditions [326 IAC 2-1.1-9.5]	
B.4	Enforceability	
B.5	Severability	
B.6	Property Rights or Exclusive Privilege	
B.7	Duty to Provide Information	
B.8	Annual Notification [326 IAC 2-6.1-5(a)(5)]	
B.9	Preventive Maintenance Plan [326 IAC 1-6-3]	
B.10	Prior Permits Superseded [326 IAC 2-1.1-9.5]	
B.11	Termination of Right to Operate [326 IAC 2-6.1-7(a)]	
B.12	Permit Renewal [326 IAC 2-6.1-7]	
B.13	Permit Amendment or Revision [326 IAC 2-5.1-3(e)(3)][326 IAC 2-6.1-6]	
B.14	Source Modification Requirement	
B.15	Inspection and Entry [326 IAC 2-5.1-3(e)(4)(B)][326 IAC 2-6.1-5(a)(4)][IC 13-14-2-2][IC 13-17-3-2][IC 13-3-0-3-1]	
B.16	Transfer of Ownership or Operational Control [326 IAC 2-6.1-6]	
B.17	Annual Fee Payment [326 IAC 2-1.1-7]	
B.18	Credible Evidence [326 IAC 1-1-6]	
<b>SECTION C</b>	<b>SOURCE OPERATION CONDITIONS.....</b>	<b>11</b>
	<b>Emission Limitations and Standards [326 IAC 2-6.1-5(a)(1)].....</b>	<b>11</b>
C.1	Particulate Emission Limitations For Processes with Process Weight Rates Less Than One Hundred (100) Pounds per Hour [326 IAC 6-3-2]	
C.2	Permit Revocation [326 IAC 2-1.1-9]	
C.3	Opacity [326 IAC 5-1]	
C.4	Open Burning [326 IAC 4-1] [IC 13-17-9]	
C.5	Incineration [326 IAC 4-2] [326 IAC 9-1-2]	
C.6	Fugitive Dust Emissions [326 IAC 6-4]	
C.7	Asbestos Abatement Projects [326 IAC 14-10] [326 IAC 18] [40 CFR 61, Subpart M]	
	<b>Testing Requirements [326 IAC 2-6.1-5(a)(2)] .....</b>	<b>13</b>
C.8	Performance Testing [326 IAC 3-6]	
	<b>Compliance Requirements [326 IAC 2-1.1-11] .....</b>	<b>13</b>
C.9	Compliance Requirements [326 IAC 2-1.1-11]	
	<b>Compliance Monitoring Requirements [326 IAC 2-6.1-5(a)(2)].....</b>	<b>13</b>
C.10	Compliance Monitoring [326 IAC 2-1.1-11]	
C.11	Instrument Specifications [326 IAC 2-1.1-11]	
	<b>Corrective Actions and Response Steps.....</b>	<b>14</b>
C.12	Response to Excursions or Exceedances	
C.13	Actions Related to Noncompliance Demonstrated by a Stack Test	
	<b>Record Keeping and Reporting Requirements [326 IAC 2-6.1-5(a)(2)].....</b>	<b>15</b>
C.14	Malfunctions Report [326 IAC 1-6-2]	
C.15	General Record Keeping Requirements [326 IAC 2-6.1-5]	

C.16	General Reporting Requirements [326 IAC 2-1.1-11] [326 IAC 2-6.1-2] [IC 13-14-1-13]	
<b>SECTION D.1</b>	<b>EMISSIONS UNIT OPERATION CONDITIONS</b>	<b>17</b>
	<b>Emission Limitations and Standards [326 IAC 2-6.1-5(a)(1)]</b>	<b>17</b>
D.1.1	Particulate Emissions Limitations for Sources of Indirect Heating [326 IAC 6-2-4]	
D.1.2	Preventive Maintenance Plan [326 IAC 1-6-3]	
<b>SECTION E.1</b>	<b>EMISSIONS UNIT OPERATION CONDITIONS</b>	<b>18</b>
	<b>New Source Performance Standards (NSPS) Requirements [326 IAC 2-6.1-5 (a)]</b>	<b>18</b>
E.1.1	General Provisions Relating to New Source Performance Standards [326 IAC 12-1] [40 CFR Part 60, Subpart A]	
E.1.2	Standards of Performance for Onshore Natural Gas Processing: SO <sub>2</sub> Emissions NSPS [326 IAC 12] [40 CFR Part 60, Subpart LLL]	
<b>SECTION E.2</b>	<b>EMISSIONS UNIT OPERATION CONDITIONS</b>	<b>19</b>
	<b>National Emission Standards for Hazardous Air Pollutants (NESHAP) Requirements [326 IAC 2-6.1-5 (a)]</b>	<b>19</b>
E.2.1	General Provisions Relating to NESHAP [326 IAC 20-1][40 CFR Part 63, Subpart A]	
E.2.2	National Emission Standards for Hazardous Air Pollutants (NESHAPs) for Oil and Natural Gas Production Facilities [40 CFR 63, Subpart HH][326 IAC 20-30]	
<b>SECTION E.3</b>	<b>EMISSIONS UNIT OPERATION CONDITIONS</b>	<b>20</b>
	<b>National Emission Standards for Hazardous Air Pollutants (NESHAP) Requirements [326 IAC 2-6.1-5 (a)]</b>	<b>20</b>
E.3.1	General Provisions Relating to National Emission Standards for Hazardous Air Pollutants under 40 CFR Part 63 [326 IAC 20-1] [40 CFR Part 63, Subpart A]	
E.3.2	National Emission Standards for Hazardous Air Pollutants (NESHAPs) for Stationary Reciprocating Internal Combustion Engines [40 CFR 63, Subpart ZZZZ][326 IAC 20-82]	
<b>ANNUAL NOTIFICATION</b>		<b>22</b>
<b>MALFUNCTION REPORT</b>		<b>23</b>
Attachment A:	New Source Performance Standards for for Onshore Natural Gas Processing: SO <sub>2</sub> Emissions [40 CFR Part 60, Subpart LLL][326 IAC 12]	
Attachment B:	National Emission Standards for Hazardous Air Pollutants (NESHAPs) for Oil and Natural Gas Production Facilities [40 CFR 63, Subpart HH][326 IAC 20-30]	
Attachment C:	National Emission Standards for Hazardous Air Pollutants (NESHAPs) for Stationary Reciprocating Internal Combustion Engines [40 CFR 63, Subpart ZZZZ][326 IAC 20-82]	

## SECTION A

## SOURCE SUMMARY

This permit is based on information requested by the Indiana Department of Environmental Management (IDEM), Office of Air Quality (OAQ). The information describing the source contained in conditions A.1 and A.2 is descriptive information and does not constitute enforceable conditions. However, the Permittee should be aware that a physical change or a change in the method of operation that may render this descriptive information obsolete or inaccurate may trigger requirements for the Permittee to obtain additional permits or seek modification of this permit pursuant to 326 IAC 2, or change other applicable requirements presented in the permit application.

### A.1 General Information [326 IAC 2-5.1-3(c)][326 IAC 2-6.1-4(a)]

---

The Permittee owns and operates a stationary natural gas conditioning and compression station.

Source Address:	411 E. County Road 600 S, Carlisle, Indiana, 47838
General Source Phone Number:	812-494-2809
SIC Code:	1311 (Crude Petroleum and Natural Gas)
County Location:	Sullivan
Source Location Status:	Attainment for all criteria pollutants
Source Status:	Minor Source Operating Permit Program
	Minor Source, under PSD Rules
	Minor Source, Section 112 of the Clean Air Act
	Not 1 of 28 Source Categories

### A.2 Emission Units and Pollution Control Equipment Summary

---

This stationary source consists of the following emission units and pollution control devices:

- (a) One (1) natural gas-fired amine unit reboiler, identified as AMREB, approved for construction in 2007, with a maximum heat input capacity of 9 million British thermal units per hour (MMBtu/hr), and exhausting to stack AMREB1.
- (b) One (1) natural gas-fired dehydration unit reboiler, identified as DHREB, approved for construction in 2007, with a maximum heat input capacity of 0.6 million British thermal units per hour (MMBtu/hr), and exhausting to stack DHREB1.
- (c) One (1) amine process, identified as AMINE, approved for construction in 2007, with a maximum capacity of 16 million standard cubic feet per day (MMscfd), and exhausting to vent AMINE1.

[Under 40 CFR 60, Subpart LLL, this unit is considered an affected facility.]

- (d) One (1) triethylene glycol (TEG) dehydration process, identified as DEHY, approved for construction in 2007, with a maximum capacity of 16 million standard cubic feet per day (MMscfd), and exhausting to vent DEHY1.

[Under 40 CFR 63, Subpart HH, this unit is considered an affected facility.]

- (e) One (1) condensate/oil storage tank, identified as TK1, approved for construction in 2007, with a maximum capacity of 8,400 gallons.
- (f) One (1) truck loading operation for condensate/oil, identified as TL1, approved for construction in 2007, with a maximum throughput rate of 436,800 gallons per year.
- (g) One (1) emergency/back-up flare for cold start-up operations, identified as FL-01, approved for construction in 2007, with a maximum flare rate of 1.0 million standard cubic feet (MMscf) of natural gas per day.

- (h) One (1) natural gas-fired compressor engine, identified as ENG1, a remote engine constructed in 2011 and manufactured on August 11, 2000, with a maximum power output of 1085 horsepower (hp), and exhausting to stack ENG1.

[Under 40 CFR 63, Subpart ZZZZ, this unit is considered an affected facility.]

## SECTION B GENERAL CONDITIONS

### B.1 Definitions [326 IAC 2-1.1-1]

---

Terms in this permit shall have the definition assigned to such terms in the referenced regulation. In the absence of definitions in the referenced regulation, the applicable definitions found in the statutes or regulations (IC 13-11, 326 IAC 1-2 and 326 IAC 2-1.1-1) shall prevail.

### B.2 Permit Term [326 IAC 2-6.1-7(a)][326 IAC 2-1.1-9.5][IC 13-15-3-6(a)]

---

- (a) This permit, M153-37448-00037, is issued for a fixed term of ten (10) years from the issuance date of this permit, as determined in accordance with IC 4-21.5-3-5(f) and IC 13-15-5-3. Subsequent revisions, modifications, or amendments of this permit do not affect the expiration date of this permit.
- (b) If IDEM, OAQ, upon receiving a timely and complete renewal permit application, fails to issue or deny the permit renewal prior to the expiration date of this permit, this existing permit shall not expire and all terms and conditions shall continue in effect, until the renewal permit has been issued or denied.

### B.3 Term of Conditions [326 IAC 2-1.1-9.5]

---

Notwithstanding the permit term of a permit to construct, a permit to operate, or a permit modification, any condition established in a permit issued pursuant to a permitting program approved in the state implementation plan shall remain in effect until:

- (a) the condition is modified in a subsequent permit action pursuant to Title I of the Clean Air Act; or
- (b) the emission unit to which the condition pertains permanently ceases operation.

### B.4 Enforceability

---

Unless otherwise stated, all terms and conditions in this permit, including any provisions designed to limit the source's potential to emit, are enforceable by IDEM, the United States Environmental Protection Agency (U.S. EPA) and by citizens in accordance with the Clean Air Act.

### B.5 Severability

---

The provisions of this permit are severable; a determination that any portion of this permit is invalid shall not affect the validity of the remainder of the permit.

### B.6 Property Rights or Exclusive Privilege

---

This permit does not convey any property rights of any sort or any exclusive privilege.

### B.7 Duty to Provide Information

---

- (a) The Permittee shall furnish to IDEM, OAQ, within a reasonable time, any information that IDEM, OAQ may request in writing to determine whether cause exists for modifying, revoking and reissuing, or terminating this permit, or to determine compliance with this permit. Upon request, the Permittee shall also furnish to IDEM, OAQ copies of records required to be kept by this permit.
- (b) For information furnished by the Permittee to IDEM, OAQ, the Permittee may include a claim of confidentiality in accordance with 326 IAC 17.1. When furnishing copies of requested records directly to U. S. EPA, the Permittee may assert a claim of confidentiality in accordance with 40 CFR 2, Subpart B.



**B.8 Annual Notification [326 IAC 2-6.1-5(a)(5)]**

---

- (a) An annual notification shall be submitted by an authorized individual to the Office of Air Quality stating whether or not the source is in operation and in compliance with the terms and conditions contained in this permit.
- (b) The annual notice shall be submitted in the format attached no later than March 1 of each year to:  
  
Indiana Department of Environmental Management  
Compliance and Enforcement Branch, Office of Air Quality  
100 North Senate Avenue  
MC 61-53 IGCN 1003  
Indianapolis, Indiana 46204-2251
- (c) The notification shall be considered timely if the date postmarked on the envelope or certified mail receipt, or affixed by the shipper on the private shipping receipt, is on or before the date it is due. If the document is submitted by any other means, it shall be considered timely if received by IDEM, OAQ on or before the date it is due.

**B.9 Preventive Maintenance Plan [326 IAC 1-6-3]**

---

- (a) A Preventive Maintenance Plan meets the requirements of 326 IAC 1-6-3 if it includes, at a minimum:
  - (1) Identification of the individual(s) responsible for inspecting, maintaining, and repairing emission control devices;
  - (2) A description of the items or conditions that will be inspected and the inspection schedule for said items or conditions; and
  - (3) Identification and quantification of the replacement parts that will be maintained in inventory for quick replacement.

The Permittee shall implement the PMPs.

- (b) If required by specific condition(s) in Section D of this permit where no PMP was previously required, the Permittee shall prepare and maintain Preventive Maintenance Plans (PMPs) no later than ninety (90) days after issuance of this permit or ninety (90) days after initial start-up, whichever is later, including the following information on each facility:
  - (1) Identification of the individual(s) responsible for inspecting, maintaining, and repairing emission control devices;
  - (2) A description of the items or conditions that will be inspected and the inspection schedule for said items or conditions; and
  - (3) Identification and quantification of the replacement parts that will be maintained in inventory for quick replacement.

If, due to circumstances beyond the Permittee's control, the PMPs cannot be prepared and maintained within the above time frame, the Permittee may extend the date an additional ninety (90) days provided the Permittee notifies:

Indiana Department of Environmental Management  
Compliance and Enforcement Branch, Office of Air Quality  
100 North Senate Avenue  
MC 61-53 IGCN 1003  
Indianapolis, Indiana 46204-2251

The Permittee shall implement the PMPs.

- (c) A copy of the PMPs shall be submitted to IDEM, OAQ upon request and within a reasonable time, and shall be subject to review and approval by IDEM, OAQ. IDEM, OAQ may require the Permittee to revise its PMPs whenever lack of proper maintenance causes or is the primary contributor to an exceedance of any limitation on emissions.
- (d) To the extent the Permittee is required by 40 CFR Part 60/63 to have an Operation Maintenance, and Monitoring (OMM) Plan for a unit, such Plan is deemed to satisfy the PMP requirements of 326 IAC 1-6-3 for that unit.

**B.10 Prior Permits Superseded [326 IAC 2-1.1-9.5]**

---

- (a) All terms and conditions of permits established prior to M153-37448-00037 and issued pursuant to permitting programs approved into the state implementation plan have been either:
  - (1) incorporated as originally stated,
  - (2) revised, or
  - (3) deleted.
- (b) All previous registrations and permits are superseded by this permit.

**B.11 Termination of Right to Operate [326 IAC 2-6.1-7(a)]**

---

The Permittee's right to operate this source terminates with the expiration of this permit unless a timely and complete renewal application is submitted at least one hundred twenty (120) days prior to the date of expiration of the source's existing permit, consistent with 326 IAC 2-6.1-7.

**B.12 Permit Renewal [326 IAC 2-6.1-7]**

---

- (a) The application for renewal shall be submitted using the application form or forms prescribed by IDEM, OAQ and shall include the information specified in 326 IAC 2-6.1-7. Such information shall be included in the application for each emission unit at this source. The renewal application does require an affirmation that the statements in the application are true and complete by an "authorized individual" as defined by 326 IAC 2-1.1-1(1).

Request for renewal shall be submitted to:

Indiana Department of Environmental Management  
Permit Administration and Support Section, Office of Air Quality  
100 North Senate Avenue  
MC 61-53 IGCN 1003  
Indianapolis, Indiana 46204-2251

- (b) A timely renewal application is one that is:
  - (1) Submitted at least one hundred twenty (120) days prior to the date of the expiration of this permit; and

- (2) If the date postmarked on the envelope or certified mail receipt, or affixed by the shipper on the private shipping receipt, is on or before the date it is due. If the document is submitted by any other means, it shall be considered timely if received by IDEM, OAQ on or before the date it is due.
- (c) If the Permittee submits a timely and complete application for renewal of this permit, the source's failure to have a permit is not a violation of 326 IAC 2-6.1 until IDEM, OAQ takes final action on the renewal application, except that this protection shall cease to apply if, subsequent to the completeness determination, the Permittee fails to submit by the deadline specified, pursuant to 326 IAC 2-6.1-4(b), in writing by IDEM, OAQ any additional information identified as being needed to process the application.

**B.13 Permit Amendment or Revision [326 IAC 2-5.1-3(e)(3)][326 IAC 2-6.1-6]**

---

- (a) Permit amendments and revisions are governed by the requirements of 326 IAC 2-6.1-6 whenever the Permittee seeks to amend or modify this permit.
- (b) Any application requesting an amendment or modification of this permit shall be submitted to:  
  
Indiana Department of Environmental Management  
Permit Administration and Support Section, Office of Air Quality  
100 North Senate Avenue  
MC 61-53 IGCN 1003  
Indianapolis, Indiana 46204-2251
- (c) The Permittee shall notify the OAQ no later than thirty (30) calendar days of implementing a notice-only change. [326 IAC 2-6.1-6(d)]

**B.14 Source Modification Requirement**

---

A modification, construction, or reconstruction is governed by the requirements of 326 IAC 2.

**B.15 Inspection and Entry  
[326 IAC 2-5.1-3(e)(4)(B)][326 IAC 2-6.1-5(a)(4)][IC 13-14-2-2][IC 13-17-3-2][IC 13-30-3-1]**

---

Upon presentation of proper identification cards, credentials, and other documents as may be required by law, and subject to the Permittee's right under all applicable laws and regulations to assert that the information collected by the agency is confidential and entitled to be treated as such, the Permittee shall allow IDEM, OAQ, U.S. EPA, or an authorized representative to perform the following:

- (a) Enter upon the Permittee's premises where a permitted source is located, or emissions related activity is conducted, or where records must be kept under the conditions of this permit;
- (b) As authorized by the Clean Air Act, IC 13-14-2-2, IC 13-17-3-2, and IC 13-30-3-1, have access to and copy, at reasonable times, any records that must be kept under the conditions of this permit;
- (c) As authorized by the Clean Air Act, IC 13-14-2-2, IC 13-17-3-2, and IC 13-30-3-1, inspect, at reasonable times, any facilities, equipment (including monitoring and air pollution control equipment), practices, or operations regulated or required under this permit;

- (d) As authorized by the Clean Air Act, IC 13-14-2-2, IC 13-17-3-2, and IC 13-30-3-1, sample or monitor, at reasonable times, substances or parameters for the purpose of assuring compliance with this permit or applicable requirements; and
- (e) As authorized by the Clean Air Act, IC 13-14-2-2, IC 13-17-3-2, and IC 13-30-3-1, utilize any photographic, recording, testing, monitoring, or other equipment for the purpose of assuring compliance with this permit or applicable requirements.

**B.16 Transfer of Ownership or Operational Control [326 IAC 2-6.1-6]**

---

- (a) The Permittee must comply with the requirements of 326 IAC 2-6.1-6 whenever the Permittee seeks to change the ownership or operational control of the source and no other change in the permit is necessary.
- (b) Any application requesting a change in the ownership or operational control of the source shall contain a written agreement containing a specific date for transfer of permit responsibility, coverage and liability between the current and new Permittee. The application shall be submitted to:

Indiana Department of Environmental Management  
Permit Administration and Support Section, Office of Air Quality  
100 North Senate Avenue  
MC 61-53 IGCN 1003  
Indianapolis, Indiana 46204-2251

The application which shall be submitted by the Permittee does require an affirmation that the statements in the application are true and complete by an "authorized individual" as defined by 326 IAC 2-1.1-1(1).

- (c) The Permittee may implement notice-only changes addressed in the request for a notice-only change immediately upon submittal of the request. [326 IAC 2-6.1-6(d)(3)]

**B.17 Annual Fee Payment [326 IAC 2-1.1-7]**

---

- (a) The Permittee shall pay annual fees due no later than thirty (30) calendar days of receipt of a bill from IDEM, OAQ,.
- (b) The Permittee may call the following telephone numbers: 1-800-451-6027 or 317-233-4230 (ask for OAQ, Billing, Licensing, and Training Section), to determine the appropriate permit fee.

**B.18 Credible Evidence [326 IAC 1-1-6]**

---

For the purpose of submitting compliance certifications or establishing whether or not the Permittee has violated or is in violation of any condition of this permit, nothing in this permit shall preclude the use, including the exclusive use, of any credible evidence or information relevant to whether the Permittee would have been in compliance with the condition of this permit if the appropriate performance or compliance test or procedure had been performed.

**SECTION C**

**SOURCE OPERATION CONDITIONS**

Entire Source

**Emission Limitations and Standards [326 IAC 2-6.1-5(a)(1)]**

**C.1 Particulate Emission Limitations For Processes with Process Weight Rates Less Than One Hundred (100) Pounds per Hour [326 IAC 6-3-2]**

Pursuant to 326 IAC 6-3-2(e)(2), particulate emissions from any process not exempt under 326 IAC 6-3-1(b) or (c) which has a maximum process weight rate less than 100 pounds per hour and the methods in 326 IAC 6-3-2(b) through (d) do not apply shall not exceed 0.551 pounds per hour.

**C.2 Permit Revocation [326 IAC 2-1.1-9]**

Pursuant to 326 IAC 2-1.1-9 (Revocation of Permits), this permit to operate may be revoked for any of the following causes:

- (a) Violation of any conditions of this permit.
- (b) Failure to disclose all the relevant facts, or misrepresentation in obtaining this permit.
- (c) Changes in regulatory requirements that mandate either a temporary or permanent reduction of discharge of contaminants. However, the amendment of appropriate sections of this permit shall not require revocation of this permit.
- (d) Noncompliance with orders issued pursuant to 326 IAC 1-5 (Episode Alert Levels) to reduce emissions during an air pollution episode.
- (e) For any cause which establishes in the judgment of IDEM, the fact that continuance of this permit is not consistent with purposes of this article.

**C.3 Opacity [326 IAC 5-1]**

Pursuant to 326 IAC 5-1-2 (Opacity Limitations), except as provided in 326 IAC 5-1-1 (Applicability) and 326 IAC 5-1-3 (Temporary Alternative Opacity Limitations), opacity shall meet the following, unless otherwise stated in this permit:

- (a) Opacity shall not exceed an average of forty percent (40%) in any one (1) six (6) minute averaging period as determined in 326 IAC 5-1-4.
- (b) Opacity shall not exceed sixty percent (60%) for more than a cumulative total of fifteen (15) minutes (sixty (60) readings as measured according to 40 CFR 60, Appendix A, Method 9 or fifteen (15) one (1) minute nonoverlapping integrated averages for a continuous opacity monitor) in a six (6) hour period.

**C.4 Open Burning [326 IAC 4-1] [IC 13-17-9]**

The Permittee shall not open burn any material except as provided in 326 IAC 4-1-3, 326 IAC 4-1-4 or 326 IAC 4-1-6. The previous sentence notwithstanding, the Permittee may open burn in accordance with an open burning approval issued by the Commissioner under 326 IAC 4-1-4.1.

**C.5 Incineration [326 IAC 4-2] [326 IAC 9-1-2]**

The Permittee shall not operate an incinerator except as provided in 326 IAC 4-2 or in this permit. The Permittee shall not operate a refuse incinerator or refuse burning equipment except as provided in 326 IAC 9-1-2 or in this permit.

**C.6 Fugitive Dust Emissions [326 IAC 6-4]**

---

The Permittee shall not allow fugitive dust to escape beyond the property line or boundaries of the property, right-of-way, or easement on which the source is located, in a manner that would violate 326 IAC 6-4 (Fugitive Dust Emissions).

**C.7 Asbestos Abatement Projects [326 IAC 14-10] [326 IAC 18] [40 CFR 61, Subpart M]**

---

- (a) Notification requirements apply to each owner or operator. If the combined amount of regulated asbestos containing material (RACM) to be stripped, removed or disturbed is at least 260 linear feet on pipes or 160 square feet on other facility components, or at least thirty-five (35) cubic feet on all facility components, then the notification requirements of 326 IAC 14-10-3 are mandatory. All demolition projects require notification whether or not asbestos is present.
- (b) The Permittee shall ensure that a written notification is sent on a form provided by the Commissioner at least ten (10) working days before asbestos stripping or removal work or before demolition begins, per 326 IAC 14-10-3, and shall update such notice as necessary, including, but not limited to the following:
  - (1) When the amount of affected asbestos containing material increases or decreases by at least twenty percent (20%); or
  - (2) If there is a change in the following:
    - (A) Asbestos removal or demolition start date;
    - (B) Removal or demolition contractor; or
    - (C) Waste disposal site.
- (c) The Permittee shall ensure that the notice is postmarked or delivered according to the guidelines set forth in 326 IAC 14-10-3(2).
- (d) The notice to be submitted shall include the information enumerated in 326 IAC 14-10-3(3).

All required notifications shall be submitted to:

Indiana Department of Environmental Management  
Compliance and Enforcement Branch, Office of Air Quality  
100 North Senate Avenue  
MC 61-53 IGCN 1003  
Indianapolis, Indiana 46204-2251

The notice shall include a signed certification from the owner or operator that the information provided in this notification is correct and that only Indiana licensed workers and project supervisors will be used to implement the asbestos removal project.

- (e) **Procedures for Asbestos Emission Control**  
The Permittee shall comply with the applicable emission control procedures in 326 IAC 14-10-4 and 40 CFR 61.145(c). Per 326 IAC 14-10-1, emission control requirements are applicable for any removal or disturbance of RACM greater than three (3) linear feet on pipes or three (3) square feet on any other facility components or a total of at least 0.75 cubic feet on all facility components.

- (f) Demolition and Renovation  
The Permittee shall thoroughly inspect the affected facility or part of the facility where the demolition or renovation will occur for the presence of asbestos pursuant to 40 CFR 61.145(a).
- (g) Indiana Licensed Asbestos Inspector  
The Permittee shall comply with 326 IAC 14-10-1(a) that requires the owner or operator, prior to a renovation/demolition, to use an Indiana Licensed Asbestos Inspector to thoroughly inspect the affected portion of the facility for the presence of asbestos. The requirement to use an Indiana Licensed Asbestos inspector is not federally enforceable.

#### **Testing Requirements [326 IAC 2-6.1-5(a)(2)]**

##### **C.8 Performance Testing [326 IAC 3-6]**

---

- (a) For performance testing required by this permit, a test protocol, except as provided elsewhere in this permit, shall be submitted to:  
  
Indiana Department of Environmental Management  
Compliance and Enforcement Branch, Office of Air Quality  
100 North Senate Avenue  
MC 61-53 IGCN 1003  
Indianapolis, Indiana 46204-2251  
  
no later than thirty-five (35) days prior to the intended test date.
- (b) The Permittee shall notify IDEM, OAQ of the actual test date at least fourteen (14) days prior to the actual test date.
- (c) Pursuant to 326 IAC 3-6-4(b), all test reports must be received by IDEM, OAQ not later than forty-five (45) days after the completion of the testing. An extension may be granted by IDEM, OAQ if the Permittee submits to IDEM, OAQ a reasonable written explanation not later than five (5) days prior to the end of the initial forty-five (45) day period.

#### **Compliance Requirements [326 IAC 2-1.1-11]**

##### **C.9 Compliance Requirements [326 IAC 2-1.1-11]**

---

The commissioner may require stack testing, monitoring, or reporting at any time to assure compliance with all applicable requirements by issuing an order under 326 IAC 2-1.1-11. Any monitoring or testing shall be performed in accordance with 326 IAC 3 or other methods approved by the commissioner or the U. S. EPA.

#### **Compliance Monitoring Requirements [326 IAC 2-6.1-5(a)(2)]**

##### **C.10 Compliance Monitoring [326 IAC 2-1.1-11]**

---

Compliance with applicable requirements shall be documented as required by this permit. The Permittee shall be responsible for installing any necessary equipment and initiating any required monitoring related to that equipment. All monitoring and record keeping requirements not already legally required shall be implemented when operation begins.

##### **C.11 Instrument Specifications [326 IAC 2-1.1-11]**

---

- (a) When required by any condition of this permit, an analog instrument used to measure a parameter related to the operation of an air pollution control device shall have a scale such that the expected maximum reading for the normal range shall be no less than twenty percent (20%) of full scale. The analog instrument shall be capable of measuring values outside of the normal range.

- (b) The Permittee may request that the IDEM, OAQ approve the use of an instrument that does not meet the above specifications provided the Permittee can demonstrate that an alternative instrument specification will adequately ensure compliance with permit conditions requiring the measurement of the parameters.

### **Corrective Actions and Response Steps**

#### **C.12 Response to Excursions or Exceedances**

---

Upon detecting an excursion where a response step is required by the D Section or an exceedance of a limitation in this permit:

- (a) The Permittee shall take reasonable response steps to restore operation of the emissions unit (including any control device and associated capture system) to its normal or usual manner of operation as expeditiously as practicable in accordance with good air pollution control practices for minimizing excess emissions.
- (b) The response shall include minimizing the period of any startup, shutdown or malfunction. The response may include, but is not limited to, the following:
  - (1) initial inspection and evaluation;
  - (2) recording that operations returned or are returning to normal without operator action (such as through response by a computerized distribution control system); or
  - (3) any necessary follow-up actions to return operation to normal or usual manner of operation.
- (c) A determination of whether the Permittee has used acceptable procedures in response to an excursion or exceedance will be based on information available, which may include, but is not limited to, the following:
  - (1) monitoring results;
  - (2) review of operation and maintenance procedures and records; and/or
  - (3) inspection of the control device, associated capture system, and the process.
- (d) Failure to take reasonable response steps shall be considered a deviation from the permit.
- (e) The Permittee shall record the reasonable response steps taken.

#### **C.13 Actions Related to Noncompliance Demonstrated by a Stack Test**

---

- (a) When the results of a stack test performed in conformance with Section C - Performance Testing, of this permit exceed the level specified in any condition of this permit, the Permittee shall submit a description of its response actions to IDEM, OAQ, no later than seventy-five (75) days after the date of the test.
- (b) A retest to demonstrate compliance shall be performed no later than one hundred eighty (180) days after the date of the test. Should the Permittee demonstrate to IDEM, OAQ that retesting in one hundred eighty (180) days is not practicable, IDEM, OAQ may extend the retesting deadline



- (c) IDEM, OAQ reserves the authority to take any actions allowed under law in response to noncompliant stack tests.

#### **Record Keeping and Reporting Requirements [326 IAC 2-6.1-5(a)(2)]**

##### **C.14 Malfunctions Report [326 IAC 1-6-2]**

Pursuant to 326 IAC 1-6-2 (Records; Notice of Malfunction):

- (a) A record of all malfunctions, including startups or shutdowns of any facility or emission control equipment, which result in violations of applicable air pollution control regulations or applicable emission limitations shall be kept and retained for a period of three (3) years and shall be made available to the Indiana Department of Environmental Management (IDEM), Office of Air Quality (OAQ) or appointed representative upon request.
- (b) When a malfunction of any facility or emission control equipment occurs which lasts more than one (1) hour, said condition shall be reported to OAQ, using the Malfunction Report Forms (2 pages). Notification shall be made by telephone or facsimile, as soon as practicable, but in no event later than four (4) daytime business hours after the beginning of said occurrence.
- (c) Failure to report a malfunction of any emission control equipment shall constitute a violation of 326 IAC 1-6, and any other applicable rules. Information of the scope and expected duration of the malfunction shall be provided, including the items specified in 326 IAC 1-6-2(a)(1) through (6).
- (d) Malfunction is defined as any sudden, unavoidable failure of any air pollution control equipment, process, or combustion or process equipment to operate in a normal and usual manner. [326 IAC 1-2-39]

##### **C.15 General Record Keeping Requirements [326 IAC 2-6.1-5]**

- (a) Records of all required monitoring data, reports and support information required by this permit shall be retained for a period of at least five (5) years from the date of monitoring sample, measurement, report, or application. These records shall be physically present or electronically accessible at the source location for a minimum of three (3) years. The records may be stored elsewhere for the remaining two (2) years as long as they are available upon request. If the Commissioner makes a request for records to the Permittee, the Permittee shall furnish the records to the Commissioner within a reasonable time.
- (b) Unless otherwise specified in this permit, for all record keeping requirements not already legally required, the Permittee shall be allowed up to ninety (90) days from the date of permit issuance or the date of initial start-up, whichever is later, to begin such record keeping.

##### **C.16 General Reporting Requirements [326 IAC 2-1.1-11] [326 IAC 2-6.1-2] [IC 13-14-1-13]**

- (a) Reports required by conditions in Section D of this permit shall be submitted to:

Indiana Department of Environmental Management  
Compliance and Enforcement Branch, Office of Air Quality  
100 North Senate Avenue  
MC 61-53 IGCN 1003  
Indianapolis, Indiana 46204-2251

- (b) Unless otherwise specified in this permit, any notice, report, or other submission required by this permit shall be considered timely if the date postmarked on the envelope or

certified mail receipt, or affixed by the shipper on the private shipping receipt, is on or before the date it is due. If the document is submitted by any other means, it shall be considered timely if received by IDEM, OAQ on or before the date it is due.

- (c) Reporting periods are based on calendar years, unless otherwise specified in this permit. For the purpose of this permit "calendar year" means the twelve (12) month period from January 1 to December 31 inclusive.

## SECTION D.1 EMISSIONS UNIT OPERATION CONDITIONS

### Emissions Unit Description:

- (a) One (1) natural gas-fired amine unit reboiler, identified as AMREB, approved for construction in 2007, with a maximum heat input capacity of 9 million British thermal units per hour (MMBtu/hr), and exhausting to stack AMREB1.
- (b) One (1) natural gas-fired dehydration unit reboiler, identified as DHREB, approved for construction in 2007, with a maximum heat input capacity of 0.6 million British thermal units per hour (MMBtu/hr), and exhausting to stack DHREB1.

(The information describing the process contained in this emissions unit description box is descriptive information and does not constitute enforceable conditions.)

### Emission Limitations and Standards [326 IAC 2-6.1-5(a)(1)]

#### D.1.1 Particulate Emissions Limitations for Sources of Indirect Heating [326 IAC 6-2-4]

Pursuant to 326 IAC 6-2-4, particulate emissions from the two (2) natural gas-fired reboilers, identified as AMREB and DHREB, shall each not exceed 0.6 pounds per million British thermal units per hour (lbs/MMBtu).

#### D.1.2 Preventive Maintenance Plan [326 IAC 1-6-3]

A Preventative Maintenance Plan is required for these facilities. Section B - Preventive Maintenance Plan contains the Permittee's obligation with regard to the preventive maintenance plan required by this condition.

## SECTION E.1 EMISSIONS UNIT OPERATION CONDITIONS

### Emissions Unit Description:

- (c) One (1) amine process, identified as AMINE, approved for construction in 2007, with a maximum capacity of 16 million standard cubic feet per day (MMscfd), and exhausting to vent AMINE1.

[Under 40 CFR 60, Subpart LLL, this unit is considered an affected facility.]

(The information describing the process contained in this emissions unit description box is descriptive information and does not constitute enforceable conditions.)

### New Source Performance Standards (NSPS) Requirements [326 IAC 2-6.1-5 (a)]

#### E.1.1 General Provisions Relating to New Source Performance Standards [326 IAC 12-1] [40 CFR Part 60, Subpart A]

- (a) Pursuant to 40 CFR 60.1, the Permittee shall comply with the provisions of 40 CFR Part 60, Subpart A – General Provisions, which are incorporated by reference as 326 IAC 12-1, for the above listed emissions units, except as otherwise specified in 40 CFR Part 60, Subpart LLL.

- (b) Pursuant to 40 CFR 60.4, the Permittee shall submit all required notifications and reports to:

Indiana Department of Environmental Management  
Compliance and Enforcement Branch, Office of Air Quality  
100 North Senate Avenue  
MC 61-53 IGCN 1003  
Indianapolis, Indiana 46204-2251

and

United States Environmental Protection Agency, Region V  
Air and Radiation Division, Air Enforcement Branch - Indiana (AE-17J)  
77 West Jackson Boulevard  
Chicago, Illinois 60604-3590

#### E.1.2 Standards of Performance for Onshore Natural Gas Processing: SO<sub>2</sub> Emissions NSPS [326 IAC 12] [40 CFR Part 60, Subpart LLL]

Pursuant to 40 CFR Part 60, Subpart LLL, the Permittee shall comply with the provisions of 40 CFR Part 60, Subpart LLL, (included as Attachment A to this permit), for the above listed emissions units as specified as follows:

- (1) 40 CFR 60.640(a), (b), (c), and (d);
- (2) 40 CFR 60.641; and
- (3) 40 CFR 60.647(c).

## SECTION E.2 EMISSIONS UNIT OPERATION CONDITIONS

### Emissions Unit Description:

- (d) One (1) triethylene glycol (TEG) dehydration process, identified as DEHY, approved for construction in 2007, with a maximum capacity of 16 million standard cubic feet per day (MMscfd), and exhausting to vent DEHY1.

[Under 40 CFR 63, Subpart HH, this unit is considered an affected facility.]

(The information describing the process contained in this emissions unit description box is descriptive information and does not constitute enforceable conditions.)

### National Emission Standards for Hazardous Air Pollutants (NESHAP) Requirements [326 IAC 2-6.1-5 (a)]

#### E.2.1 General Provisions Relating to NESHAP [326 IAC 20-1][40 CFR Part 63, Subpart A]

- (a) Pursuant to 40 CFR 63.764, the Permittee shall comply with the provisions of 40 CFR Part 63, Subpart A – General Provisions, which are incorporated by reference as 326 IAC 20-1-1, for the above listed emissions units, as specified in 40 CFR Part 63, Subpart HH, in accordance with the schedule in 40 CFR Part 63, Subpart HH.

- (b) Pursuant to 40 CFR 63.10, the Permittee shall submit all required notifications and reports to:

Indiana Department of Environmental Management  
Compliance and Enforcement Branch, Office of Air Quality  
100 North Senate Avenue  
MC 61-53 IGCN 1003  
Indianapolis, Indiana 46204-2251

and

United States Environmental Protection Agency, Region V  
Air and Radiation Division, Air Enforcement Branch - Indiana (AE-17J)  
77 West Jackson Boulevard  
Chicago, Illinois 60604-3590

#### E.2.2 National Emission Standards for Hazardous Air Pollutants (NESHAPs) for Oil and Natural Gas Production Facilities [40 CFR 63, Subpart HH][326 IAC 20-30]

Pursuant to 40 CFR Part 63, Subpart HH, the Permittee shall comply with the provisions of 40 CFR Part 63, Subpart HH, which are incorporated by reference as 326 IAC 20-30 (included as Attachment B to this permit), for the above listed emissions units, as specified as follows:

- (1) 40 CFR 63.760(a)(1) and (3), (b)(2), (c), (f)(6), and (h);
- (2) 40 CFR 63.761;
- (3) 40 CFR 63.762(a) and (d);
- (4) 40 CFR 63.764(a) and (e)(1)(ii);
- (5) 40 CFR 63.772(b) and (d);
- (6) 40 CFR 63.774(a), (d)(1)(i), and (d)(1)(ii);
- (7) 40 CFR 63.775(a) and (c)(8);
- (8) 40 CFR 63.776(a), (b), and (c); and
- (9) Table 2 of Subpart HH.

## SECTION E.3 EMISSIONS UNIT OPERATION CONDITIONS

### Emissions Unit Description:

- (h) One (1) natural gas-fired compressor engine, identified as ENG1, a remote engine constructed in 2011 and manufactured on August 11, 2000, with a maximum power output of 1085 horsepower (hp), and exhausting to stack ENG1.

[Under 40 CFR 63, Subpart ZZZZ, this unit is considered an affected facility.]

(The information describing the process contained in this emissions unit description box is descriptive information and does not constitute enforceable conditions.)

### National Emission Standards for Hazardous Air Pollutants (NESHAP) Requirements [326 IAC 2-6.1-5 (a)]

#### E.3.1 General Provisions Relating to National Emission Standards for Hazardous Air Pollutants under 40 CFR Part 63 [326 IAC 20-1] [40 CFR Part 63, Subpart A]

- (a) Pursuant to 40 CFR 63.6665, the Permittee shall comply with the provisions of 40 CFR Part 63, Subpart A – General Provisions, which are incorporated by reference as 326 IAC 20-1-1, for the above listed emissions units, as specified in 40 CFR Part 63, Subpart ZZZZ, in accordance with the schedule in 40 CFR Part 63, Subpart ZZZZ.

- (b) Pursuant to 40 CFR 63.10, the Permittee shall submit all required notifications and reports to:

Indiana Department of Environmental Management  
Compliance and Enforcement Branch, Office of Air Quality  
100 North Senate Avenue  
MC 61-53 IGCN 1003  
Indianapolis, Indiana 46204-2251

and

United States Environmental Protection Agency, Region V  
Air and Radiation Division, Air Enforcement Branch - Indiana (AE-17J)  
77 West Jackson Boulevard  
Chicago, Illinois 60604-3590

#### E.3.2 National Emission Standards for Hazardous Air Pollutants (NESHAPs) for Stationary Reciprocating Internal Combustion Engines [40 CFR 63, Subpart ZZZZ][326 IAC 20-82]

Pursuant to 40 CFR Part 63, Subpart ZZZZ, the Permittee shall comply with the provisions of 40 CFR Part 63, Subpart ZZZZ, which are incorporated by reference as 326 IAC 20-82 (included as Attachment C to this permit), for the above listed emissions units, as specified as follows.

- (1) 40 CFR 63.6580;
- (2) 40 CFR 63.6585 (a), (b), (c), and (d);
- (3) 40 CFR 63.6590(a)(1)(iii) and (a)(1)(iv);
- (4) 40 CFR 63.6595(a)(1), (b)(2), and (c);
- (5) 40 CFR 63.6603(a) and (f);
- (6) 40 CFR 63.6605(a) and (b);
- (7) 40 CFR 63.6625(h);
- (8) 40 CFR 63.6630(c);
- (9) 40 CFR 63.6640(a), (b), and (e);
- (10) 40 CFR 63.6645(a)(2);

- (11) 40 CFR 63.6655(a)(1), (a)(2), (e)(3);
- (12) 40 CFR 63.6660(a), (b), and (c);
- (13) 40 CFR 63.6665;
- (14) 40 CFR 63.6670(a), (b), and (c);
- (15) 40 CFR 63.6675;
- (16) Table 2d (item 8) to Subpart ZZZZ;
- (17) Table 6 (item 9) to Subpart ZZZZ; and
- (18) Table 8 to Subpart ZZZZ.

INDIANA DEPARTMENT OF ENVIRONMENTAL MANAGEMENT  
OFFICE OF AIR QUALITY  
COMPLIANCE AND ENFORCEMENT BRANCH

MINOR SOURCE OPERATING PERMIT  
ANNUAL NOTIFICATION

This form should be used to comply with the notification requirements under 326 IAC 2-6.1-5(a)(5).

<b>Company Name:</b>	Sunrise Energy, LLC
<b>Address:</b>	411 E. County Road 600 S
<b>City:</b>	Carlisle, Indiana 47838
<b>Phone #:</b>	812-494-2809
<b>MSOP #:</b>	M153-37448-00037

I hereby certify that Sunrise Energy, LLC is :

☐ still in operation.

I hereby certify that Sunrise Energy, LLC is :

☐ no longer in operation.

☐ in compliance with the requirements of  
MSOP M153-37448-00037.

☐ not in compliance with the requirements of  
MSOP M153-37448-00037.

<b>Authorized Individual (typed):</b>
<b>Title:</b>
<b>Signature:</b>
<b>Date:</b>

If there are any conditions or requirements for which the source is not in compliance, provide a narrative description of how the source did or will achieve compliance and the date compliance was, or will be achieved.

<b>Noncompliance:</b>



**MALFUNCTION REPORT**

**INDIANA DEPARTMENT OF ENVIRONMENTAL MANAGEMENT  
OFFICE OF AIR QUALITY  
COMPLIANCE AND ENFORCEMENT BRANCH  
FAX NUMBER: (317) 233-6865**

**This form should only be used to report malfunctions applicable to Rule 326 IAC 1-6  
and to qualify for the exemption under 326 IAC 1-6-4.**

THIS FACILITY MEETS THE APPLICABILITY REQUIREMENTS BECAUSE IT HAS POTENTIAL TO EMIT 25 TONS/YEAR PARTICULATE MATTER ?\_\_\_\_\_, 25 TONS/YEAR SULFUR DIOXIDE ?\_\_\_\_\_, 25 TONS/YEAR NITROGEN OXIDES?\_\_\_\_\_, 25 TONS/YEAR VOC ?\_\_\_\_\_, 25 TONS/YEAR HYDROGEN SULFIDE ?\_\_\_\_\_, 25 TONS/YEAR TOTAL REDUCED SULFUR ?\_\_\_\_\_, 25 TONS/YEAR REDUCED SULFUR COMPOUNDS ?\_\_\_\_\_, 25 TONS/YEAR FLUORIDES ?\_\_\_\_\_, 100 TONS/YEAR CARBON MONOXIDE ?\_\_\_\_\_, 10 TONS/YEAR ANY SINGLE HAZARDOUS AIR POLLUTANT ?\_\_\_\_\_, 25 TONS/YEAR ANY COMBINATION HAZARDOUS AIR POLLUTANT ?\_\_\_\_\_, 1 TON/YEAR LEAD OR LEAD COMPOUNDS MEASURED AS ELEMENTAL LEAD ?\_\_\_\_\_, OR IS A SOURCE LISTED UNDER 326 IAC 2-5.1-3(2) ?\_\_\_\_\_. EMISSIONS FROM MALFUNCTIONING CONTROL EQUIPMENT OR PROCESS EQUIPMENT CAUSED EMISSIONS IN EXCESS OF APPLICABLE LIMITATION \_\_\_\_\_.

THIS MALFUNCTION RESULTED IN A VIOLATION OF: 326 IAC \_\_\_\_\_ OR, PERMIT CONDITION # \_\_\_\_\_ AND/OR PERMIT LIMIT OF \_\_\_\_\_

THIS INCIDENT MEETS THE DEFINITION OF "MALFUNCTION" AS LISTED ON REVERSE SIDE ? Y N

THIS MALFUNCTION IS OR WILL BE LONGER THAN THE ONE (1) HOUR REPORTING REQUIREMENT ? Y N

COMPANY: \_\_\_\_\_ PHONE NO. ( ) \_\_\_\_\_  
LOCATION: (CITY AND COUNTY) \_\_\_\_\_  
PERMIT NO. \_\_\_\_\_ AFS PLANT ID: \_\_\_\_\_ AFS POINT ID: \_\_\_\_\_ INSP: \_\_\_\_\_  
CONTROL/PROCESS DEVICE WHICH MALFUNCTIONED AND REASON: \_\_\_\_\_

DATE/TIME MALFUNCTION STARTED: \_\_\_\_/\_\_\_\_/20\_\_\_\_ \_\_\_\_\_ AM / PM

ESTIMATED HOURS OF OPERATION WITH MALFUNCTION CONDITION: \_\_\_\_\_

DATE/TIME CONTROL EQUIPMENT BACK-IN SERVICE \_\_\_\_/\_\_\_\_/20\_\_\_\_ \_\_\_\_\_ AM/PM

TYPE OF POLLUTANTS EMITTED: TSP, PM-10, SO<sub>2</sub>, VOC, OTHER: \_\_\_\_\_

ESTIMATED AMOUNT OF POLLUTANT EMITTED DURING MALFUNCTION: \_\_\_\_\_

MEASURES TAKEN TO MINIMIZE EMISSIONS: \_\_\_\_\_

REASONS WHY FACILITY CANNOT BE SHUTDOWN DURING REPAIRS:

CONTINUED OPERATION REQUIRED TO PROVIDE ESSENTIAL\* SERVICES: \_\_\_\_\_  
CONTINUED OPERATION NECESSARY TO PREVENT INJURY TO PERSONS: \_\_\_\_\_  
CONTINUED OPERATION NECESSARY TO PREVENT SEVERE DAMAGE TO EQUIPMENT: \_\_\_\_\_  
INTERIM CONTROL MEASURES: (IF APPLICABLE) \_\_\_\_\_

MALFUNCTION REPORTED BY: \_\_\_\_\_ TITLE: \_\_\_\_\_  
(SIGNATURE IF FAXED)

MALFUNCTION RECORDED BY: \_\_\_\_\_ DATE: \_\_\_\_\_ TIME: \_\_\_\_\_

\*SEE PAGE 2

**Please note - This form should only be used to report malfunctions applicable to Rule 326 IAC 1-6 and to qualify for the exemption under 326 IAC 1-6-4.**

### **326 IAC 1-6-1 Applicability of rule**

Sec. 1. This rule applies to the owner or operator of any facility required to obtain a permit under 326 IAC 2-5.1 or 326 IAC 2-6.1.

### **326 IAC 1-2-39 "Malfunction" definition**

Sec. 39. Any sudden, unavoidable failure of any air pollution control equipment, process, or combustion or process equipment to operate in a normal and usual manner.

**\*Essential services** are interpreted to mean those operations, such as, the providing of electricity by power plants. Continued operation solely for the economic benefit of the owner or operator shall not be sufficient reason why a facility cannot be shutdown during a control equipment shutdown.

If this item is checked on the front, please explain rationale:

---

---

## Attachment A

### Minor Source Operating Permit (MSOP) No: 153-37448-00037

[Downloaded from the eCFR on August 19, 2016]

#### Electronic Code of Federal Regulations

#### Title 40 - Protection of Environment

#### PART 60 - National Performance Standards for New Sources

#### Subpart LLL— Standards of Performance for SO<sub>2</sub> Emissions From Onshore Natural Gas Processing for Which Construction, Reconstruction, or Modification Commenced After January 20, 1984, and on or Before August 23, 2011

SOURCE: 50 FR 40160, Oct. 1, 1985, unless otherwise noted.

#### 60.640 Applicability and designation of affected facilities.

- (a) The provisions of this subpart are applicable to the following affected facilities that process natural gas: each sweetening unit, and each sweetening unit followed by a sulfur recovery unit.
- (b) Facilities that have a design capacity less than 2 long tons per day (LT/D) of hydrogen sulfide (H<sub>2</sub>S) in the acid gas (expressed as sulfur) are required to comply with §60.647(c) but are not required to comply with §§60.642 through 60.646.
- (c) The provisions of this subpart are applicable to facilities located on land and include facilities located onshore which process natural gas produced from either onshore or offshore wells.
- (d) The provisions of this subpart apply to each affected facility identified in paragraph (a) of this section which commences construction or modification after January 20, 1984, and on or before August 23, 2011.
- (e) The provisions of this subpart do not apply to sweetening facilities producing acid gas that is completely reinjected into oil-or-gas-bearing geologic strata or that is otherwise not released to the atmosphere.

[50 FR 40160, Oct. 1, 1985, as amended at 77 FR 49542, Aug. 16, 2012]

#### §60.641 Definitions.

All terms used in this subpart not defined below are given the meaning in the Act and in subpart A of this part.

*Acid gas* means a gas stream of hydrogen sulfide (H<sub>2</sub>S) and carbon dioxide (CO<sub>2</sub>) that has been separated from sour natural gas by a sweetening unit.

*Natural gas* means a naturally occurring mixture of hydrocarbon and nonhydrocarbon gases found in geologic formations beneath the earth's surface. The principal hydrocarbon constituent is methane.

*Onshore* means all facilities except those that are located in the territorial seas or on the outercontinental shelf.

*Reduced sulfur compounds* means H<sub>2</sub>S, carbonyl sulfide (COS), and carbon disulfide (CS<sub>2</sub>).

*Sulfur production rate* means the rate of liquid sulfur accumulation from the sulfur recovery unit.

*Sulfur recovery unit* means a process device that recovers element sulfur from acid gas.

*Sweetening unit* means a process device that separates the H<sub>2</sub>S and CO<sub>2</sub> contents from the sour natural gas stream.

*Total SO<sub>2</sub> equivalents* means the sum of volumetric or mass concentrations of the sulfur compounds obtained by adding the quantity existing as SO<sub>2</sub> to the quantity of SO<sub>2</sub> that would be obtained if all reduced sulfur compounds were converted to SO<sub>2</sub> (ppmv or kg/dscm (lb/dscf)).

EThe sulfur emission rate expressed as elemental sulfur, kilograms per hour (kg/hr) [pounds per hour (lb/hr)], rounded to one decimal place.

RThe sulfur emission reduction efficiency achieved in percent, carried to one decimal place.

SThe sulfur production rate, kilograms per hour (kg/hr) [pounds per hour (lb/hr)], rounded to one decimal place.

XThe sulfur feed rate from the sweetening unit (i.e., the H<sub>2</sub>S in the acid gas), expressed as sulfur, Mg/D(LT/D), rounded to one decimal place.

YThe sulfur content of the acid gas from the sweetening unit, expressed as mole percent H<sub>2</sub>S (dry basis) rounded to one decimal place.

ZThe minimum required sulfur dioxide (SO<sub>2</sub>) emission reduction efficiency, expressed as percent carried to one decimal place. Z<sub>i</sub> refers to the reduction efficiency required at the initial performance test. Z<sub>c</sub> refers to the reduction efficiency required on a continuous basis after compliance with Z<sub>i</sub> has been demonstrated.

[50 FR 40160, Oct. 1, 1985, as amended at 65 FR 61773, Oct. 17, 2000]

#### **§60.642 Standards for sulfur dioxide.**

(a) During the initial performance test required by §60.8(b), each owner or operator shall achieve at a minimum, an SO<sub>2</sub> emission reduction efficiency (Z<sub>i</sub>) to be determined from table 1 based on the sulfur feed rate (X) and the sulfur content of the acid gas (Y) of the affected facility.

(b) After demonstrating compliance with the provisions of paragraph (a) of this section, the owner or operator shall achieve at a minimum, an SO<sub>2</sub> emission reduction efficiency (Z<sub>c</sub>) to be determined from table 2 based on the sulfur feed rate (X) and the sulfur content of the acid gas (Y) of the affected facility.

Table 1. REQUIRED MINIMUM INITIAL SO<sub>2</sub> EMISSION  
REDUCTION EFFICIENCY (Z<sub>i</sub>)

H <sub>2</sub> S content of acid gas (Y), %	Sulfur feed rate (X), LT/D			
	2.0≤X≤5.0	5.0<X≤15.0	15.0<X≤300.0	X>300.0
Y≥50	79.0	88.51X <sup>0.0101</sup> Y <sup>0.0125</sup> or 99.8, whichever is smaller		
20≤Y<50	79.0	88.51X <sup>0.0101</sup> Y <sup>0.0125</sup> or 97.9, whichever is smaller		
10≤Y<20	79.0	88.51X <sup>0.0101</sup> Y <sup>0.0125</sup> or 93.5, whichever is smaller	93.5	93.5
Y<10	79.0	79.0	79.0	79.0

Table 2. REQUIRED MINIMUM SO<sub>2</sub> EMISSION  
REDUCTION EFFICIENCY (Z<sub>c</sub>)

H <sub>2</sub> S content of acid gas (Y), %	Sulfur feed rate (X), LT/D			
	2.0≤X≤5.0	5.0<X≤15.0	15.0<X≤300.0	X>300.0
Y≥50	74.0	85.35X <sup>0.0144</sup> Y <sup>0.0128</sup> or 99.8, whichever is smaller		
20≤Y<50	74.0	85.35X <sup>0.0144</sup> Y <sup>0.0128</sup> or 97.5, whichever is smaller		
10≤Y<20	74.0	85.35X <sup>0.0144</sup> Y <sup>0.0128</sup> or 90.8, whichever is smaller	90.8	90.8
Y<10	74.0	74.0	74.0	74.0

#### §60.643 Compliance provisions.

(a)(1) To determine compliance with the standards for sulfur dioxide specified in §60.642(a), during the initial performance test as required by §60.8, the minimum required sulfur dioxide emission reduction efficiency (Z) is compared to the emission reduction efficiency (R) achieved by the sulfur recovery technology.

(i) If  $R \geq Z_i$ , the affected facility is in compliance.

(ii) If  $R < Z_i$ , the affected facility is not in compliance.

(2) Following the initial determination of compliance as required by §60.8, any subsequent compliance determinations that may be required by the Administrator would compare R to Z<sub>c</sub>.

(b) The emission reduction efficiency (R) achieved by the sulfur reduction technology shall be determined using the procedures in §60.644(c)(1).

[50 FR 40160, Oct. 1, 1985, as amended at 54 FR 6679, Feb. 14, 1989]

#### §60.644 Test methods and procedures.

(a) In conducting the performance tests required in §60.8, the owner or operator shall use as reference methods and procedures the test methods in appendix A of this part or other methods and procedures as specified in this section, except as provided in paragraph §60.8(b).

(b) During a performance test required by §60.8, the owner or operator shall determine the minimum required reduction efficiencies (Z) of SO<sub>2</sub> emissions as required in §60.642 (a) and (b) as follows:

(1) The average sulfur feed rate (X) shall be computed as follows:

$$X = KQ_aY$$

Where:

X = average sulfur feed rate, Mg/D (LT/D).

Q<sub>a</sub> = average volumetric flow rate of acid gas from sweetening unit, dscm/day (dscf/day).

Y = average H<sub>2</sub>S concentration in acid gas feed from sweetening unit, percent by volume, expressed as a decimal.

K = (32 kg S/kg-mole)/((24.04 dscm/kg-mole)(1000 kg S/ Mg)) = 1.331 × 10<sup>-3</sup> Mg/dscm, for metric units

= (32 lb S/lb-mole)/((385.36 dscf/lb-mole)(2240 lb S/long ton))

= 3.707 × 10<sup>-5</sup> long ton/dscf, for English units.

(2) The continuous readings from the process flowmeter shall be used to determine the average volumetric flow rate (Q<sub>a</sub>) in dscm/day (dscf/day) of the acid gas from the sweetening unit for each run.

(3) The Tutwiler procedure in §60.648 or a chromatographic procedure following ASTM E-260 (incorporated by reference—see §60.17) shall be used to determine the H<sub>2</sub>S concentration in the acid gas feed from the sweetening unit. At least one sample per hour (at equally spaced intervals) shall be taken during each 4-hour run. The arithmetic mean of all samples shall be the average H<sub>2</sub>S concentration (Y) on a dry basis for the run. By multiplying the result from the Tutwiler procedure by 1.62 × 10<sup>-3</sup>, the units gr/100 scf are converted to volume percent.

(4) Using the information from paragraphs (b) (1) and (3), tables 1 and 2 shall be used to determine the required initial (Z<sub>i</sub>) and continuous (Z<sub>c</sub>) reduction efficiencies of SO<sub>2</sub> emissions.

(c) The owner or operator shall determine compliance with the SO<sub>2</sub> standards in §60.642 (a) or (b) as follows:

(1) The emission reduction efficiency (R) achieved by the sulfur recovery technology shall be computed for each run using the following equation:

$$R = (100 S)/(S + E)$$

(2) The level indicators or manual soundings shall be used to measure the liquid sulfur accumulation rate in the product storage tanks. Readings taken at the beginning and end of each run, the tank geometry, sulfur density at the storage temperature, and sample duration shall be used to determine the sulfur production rate (S) in kg/hr (lb/hr) for each run.

(3) The emission rate of sulfur shall be computed for each run as follows:

$$E = C_e Q_{sd} / K_1$$

Where:

E = emission rate of sulfur per run, kg/hr.

C<sub>e</sub> = concentration of sulfur equivalent (SO<sub>2</sub> + reduced sulfur), g/dscm (lb/dscf).

Q<sub>sd</sub> = volumetric flow rate of effluent gas, dscm/hr (dscf/hr).

K<sub>1</sub> = conversion factor, 1000 g/kg (7000 gr/lb).

(4) The concentration ( $C_e$ ) of sulfur equivalent shall be the sum of the  $SO_2$  and TRS concentrations, after being converted to sulfur equivalents. For each run and each of the test methods specified in this paragraph (c) of this section, the sampling time shall be at least 4 hours. Method 1 shall be used to select the sampling site. The sampling point in the duct shall be at the centroid of the cross-section if the area is less than  $5 \text{ m}^2$  ( $54 \text{ ft}^2$ ) or at a point no closer to the walls than 1 m (39 in.) if the cross-sectional area is  $5 \text{ m}^2$  or more, and the centroid is more than 1 m (39 in.) from the wall.

(i) Method 6 shall be used to determine the  $SO_2$  concentration. Eight samples of 20 minutes each shall be taken at 30-minute intervals. The arithmetic average shall be the concentration for the run. The concentration shall be multiplied by  $0.5 \times 10^{-3}$  to convert the results to sulfur equivalent.

(ii) Method 15 shall be used to determine the TRS concentration from reduction-type devices or where the oxygen content of the effluent gas is less than 1.0 percent by volume. The sampling rate shall be at least 3 liters/min ( $0.1 \text{ ft}^3/\text{min}$ ) to insure minimum residence time in the sample line. Sixteen samples shall be taken at 15-minute intervals. The arithmetic average of all the samples shall be the concentration for the run. The concentration in ppm reduced sulfur as sulfur shall be multiplied by  $1.333 \times 10^{-3}$  to convert the results to sulfur equivalent.

(iii) Method 16A or 15 shall be used to determine the reduced sulfur concentration from oxidation-type devices or where the oxygen content of the effluent gas is greater than 1.0 percent by volume. Eight samples of 20 minutes each shall be taken at 30-minute intervals. The arithmetic average shall be the concentration for the run. The concentration in ppm reduced sulfur as sulfur shall be multiplied by  $1.333 \times 10^{-3}$  to convert the results to sulfur equivalent.

(iv) Method 2 shall be used to determine the volumetric flow rate of the effluent gas. A velocity traverse shall be conducted at the beginning and end of each run. The arithmetic average of the two measurements shall be used to calculate the volumetric flow rate ( $Q_{sd}$ ) for the run. For the determination of the effluent gas molecular weight, a single integrated sample over the 4-hour period may be taken and analyzed or grab samples at 1-hour intervals may be taken, analyzed, and averaged. For the moisture content, two samples of at least 0.10 dscm ( $3.5 \text{ dscf}$ ) and 10 minutes shall be taken at the beginning of the 4-hour run and near the end of the time period. The arithmetic average of the two runs shall be the moisture content for the run.

(d) To comply with §60.646(d), the owner or operator shall obtain the information required by using the monitoring devices in paragraph (b) or (c) of this section.

[54 FR 6679, Feb. 14, 1989, as amended at 65 FR 61773, Oct. 17, 2000]

#### **§60.645 [Reserved]**

#### **§60.646 Monitoring of emissions and operations.**

(a) The owner or operator subject to the provisions of §60.642 (a) or (b) shall install, calibrate, maintain, and operate monitoring devices or perform measurements to determine the following operations information on a daily basis:

(1) The accumulation of sulfur product over each 24-hour period: The monitoring method may incorporate the use of an instrument to measure and record the liquid sulfur production rate, or may be a procedure for measuring and recording the sulfur liquid levels in the storage tanks with a level indicator or by manual soundings, with subsequent calculation of the sulfur production rate based on the tank geometry, stored sulfur density, and elapsed time between readings. The method shall be designed to be accurate within  $\pm 2$  percent of the 24-hour sulfur accumulation.

(2) The  $H_2S$  concentration in the acid gas from the sweetening unit for each 24-hour period: At least one sample per 24-hour period shall be collected and analyzed using the method specified in §60.644(b)(1). The Administrator may require the owner or operator to demonstrate that the  $H_2S$  concentration obtained from one or more samples over a 24-hour period is within  $\pm 20$  percent of the average of 12 samples collected at equally spaced intervals during the 24-hour period. In instances where the  $H_2S$  concentration of a single sample is not within  $\pm 20$  percent of the average of the 12 equally spaced samples, the Administrator may require a more frequent sampling schedule.

(3) The average acid gas flow rate from the sweetening unit: The owner or operator shall install and operate a monitoring device to continuously measure the flow rate of acid gas. The monitoring device reading shall be recorded

at least once per hour during each 24-hour period. The average acid gas flow rate shall be computed from the individual readings.

(4) The sulfur feed rate (X): For each 24-hour period, X shall be computed using the equation in §60.644(b)(3).

(5) The required sulfur dioxide emission reduction efficiency for the 24-hour period: The sulfur feed rate and the  $\text{H}_2\text{S}$  concentration in the acid gas for the 24-hour period as applicable, shall be used to determine the required reduction efficiency in accordance with the provisions of §60.642(b).

(b) Where compliance is achieved through the use of an oxidation control system or a reduction control system followed by a continually operated incineration device, the owner or operator shall install, calibrate, maintain, and operate monitoring devices and continuous emission monitors as follows:

(1) A continuous monitoring system to measure the total sulfur emission rate (E) of  $\text{SO}_2$  in the gases discharged to the atmosphere. The  $\text{SO}_2$  emission rate shall be expressed in terms of equivalent sulfur mass flow rates (kg/hr (lb/hr)). The span of this monitoring system shall be set so that the equivalent emission limit of §60.642(b) will be between 30 percent and 70 percent of the measurement range of the instrument system.

(2) Except as provided in paragraph (b)(3) of this section: A monitoring device to measure the temperature of the gas leaving the combustion zone of the incinerator, if compliance with §60.642(a) is achieved through the use of an oxidation control system or a reduction control system followed by a continually operated incineration device. The monitoring device shall be certified by the manufacturer to be accurate to within  $\pm 1$  percent of the temperature being measured.

When performance tests are conducted under the provision of §60.8 to demonstrate compliance with the standards under §60.642, the temperature of the gas leaving the incinerator combustion zone shall be determined using the monitoring device. If the volumetric ratio of sulfur dioxide to sulfur dioxide plus total reduced sulfur (expressed as  $\text{SO}_2$ ) in the gas leaving the incinerator is  $\leq 0.98$ , then temperature monitoring may be used to demonstrate that sulfur dioxide emission monitoring is sufficient to determine total sulfur emissions. At all times during the operation of the facility, the owner or operator shall maintain the average temperature of the gas leaving the combustion zone of the incinerator at or above the appropriate level determined during the most recent performance test to ensure the sulfur compound oxidation criteria are met. Operation at lower average temperatures may be considered by the Administrator to be unacceptable operation and maintenance of the affected facility. The owner or operator may request that the minimum incinerator temperature be reestablished by conducting new performance tests under §60.8.

(3) Upon promulgation of a performance specification of continuous monitoring systems for total reduced sulfur compounds at sulfur recovery plants, the owner or operator may, as an alternative to paragraph (b)(2) of this section, install, calibrate, maintain, and operate a continuous emission monitoring system for total reduced sulfur compounds as required in paragraph (d) of this section in addition to a sulfur dioxide emission monitoring system. The sum of the equivalent sulfur mass emission rates from the two monitoring systems shall be used to compute the total sulfur emission rate (E).

(c) Where compliance is achieved through the use of a reduction control system not followed by a continually operated incineration device, the owner or operator shall install, calibrate, maintain, and operate a continuous monitoring system to measure the emission rate of reduced sulfur compounds as  $\text{SO}_2$  equivalent in the gases discharged to the atmosphere. The  $\text{SO}_2$  equivalent compound emission rate shall be expressed in terms of equivalent sulfur mass flow rates (kg/hr (lb/hr)). The span of this monitoring system shall be set so that the equivalent emission limit of §60.642(b) will be between 30 and 70 percent of the measurement range of the system. This requirement becomes effective upon promulgation of a performance specification for continuous monitoring systems for total reduced sulfur compounds at sulfur recovery plants.

(d) For those sources required to comply with paragraph (b) or (c) of this section, the average sulfur emission reduction efficiency achieved (R) shall be calculated for each 24-hour clock interval. The 24-hour interval may begin and end at any selected clock time, but must be consistent. The 24-hour average reduction efficiency (R) shall be computed based on the 24-hour average sulfur production rate (S) and sulfur emission rate (E), using the equation in §60.644(c)(1).



(1) Data obtained from the sulfur production rate monitoring device specified in paragraph (a) of this section shall be used to determine S.

(2) Data obtained from the sulfur emission rate monitoring systems specified in paragraphs (b) or (c) of this section shall be used to calculate a 24-hour average for the sulfur emission rate (E). The monitoring system must provide at least one data point in each successive 15-minute interval. At least two data points must be used to calculate each 1-hour average. A minimum of 18 1-hour averages must be used to compute each 24-hour average.

(e) In lieu of complying with (b) or (c) of this section, those sources with a design capacity of less than 152 Mg/D (150 LT/D) of H<sub>2</sub>S expressed as sulfur may calculate the sulfur emission reduction efficiency achieved for each 24-hour period by:

$$R = \frac{K_2 S}{X}$$

Where:

R = The sulfur dioxide removal efficiency achieved during the 24-hour period, percent.

K<sub>2</sub> = Conversion factor, 0.02400 Mg/D per kg/hr (0.01071 LT/D per lb/hr).

S = The sulfur production rate during the 24-hour period, kg/hr (lb/hr).

X = The sulfur feed rate in the acid gas, Mg/D (LT/D).

(f) The monitoring devices required in paragraphs (b)(1), (b)(3) and (c) of this section shall be calibrated at least annually according to the manufacturer's specifications, as required by §60.13(b).

(g) The continuous emission monitoring systems required in paragraphs (b)(1), (b)(3), and (c) of this section shall be subject to the emission monitoring requirements of §60.13 of the General Provisions. For conducting the continuous emission monitoring system performance evaluation required by §60.13(c), Performance Specification 2 shall apply, and Method 6 shall be used for systems required by paragraph (b) of this section.

[50 FR 40160, Oct. 1, 1985, as amended at 54 FR 6680, Feb. 14, 1989; 65 FR 61774, Oct. 17, 2000]

#### **§60.647 Recordkeeping and reporting requirements.**

(a) Records of the calculations and measurements required in §60.642 (a) and (b) and §60.646 (a) through (g) must be retained for at least 2 years following the date of the measurements by owners and operators subject to this subpart. This requirement is included under §60.7(d) of the General Provisions.

(b) Each owner or operator shall submit a written report of excess emissions to the Administrator semiannually. For the purpose of these reports, excess emissions are defined as:

(1) Any 24-hour period (at consistent intervals) during which the average sulfur emission reduction efficiency (R) is less than the minimum required efficiency (Z).

(2) For any affected facility electing to comply with the provisions of §60.646(b)(2), any 24-hour period during which the average temperature of the gases leaving the combustion zone of an incinerator is less than the appropriate operating temperature as determined during the most recent performance test in accordance with the provisions of §60.646(b)(2). Each 24-hour period must consist of at least 96 temperature measurements equally spaced over the 24 hours.

(c) To certify that a facility is exempt from the control requirements of these standards, each owner or operator of a facility with a design capacity less than 2 LT/D of H<sub>2</sub>S in the acid gas (expressed as sulfur) shall keep, for the life of the facility, an analysis demonstrating that the facility's design capacity is less than 2 LT/D of H<sub>2</sub>S expressed as sulfur.

(d) Each owner or operator who elects to comply with §60.646(e) shall keep, for the life of the facility, a record demonstrating that the facility's design capacity is less than 150 LT/D of H<sub>2</sub>S expressed as sulfur.

(e) The requirements of paragraph (b) of this section remain in force until and unless EPA, in delegating enforcement authority to a State under section 111(c) of the Act, approves reporting requirements or an alternative means of compliance surveillance adopted by such State. In that event, affected sources within the State will be relieved of obligation to comply with paragraph (b) of this section, provided that they comply with the requirements established by the State.

**§60.648 Optional procedure for measuring hydrogen sulfide in acid gas—Tutwiler Procedure.<sup>1</sup>**

<sup>1</sup>Gas Engineers Handbook, Fuel Gas Engineering Practices, The Industrial Press, 93 Worth Street, New York, NY, 1966, First Edition, Second Printing, page 6/25 (Docket A-80-20-A, Entry II-I-67).

(a) When an instantaneous sample is desired and H<sub>2</sub>S concentration is ten grains per 1000 cubic foot or more, a 100 ml Tutwiler burette is used. For concentrations less than ten grains, a 500 ml Tutwiler burette and more dilute solutions are used. In principle, this method consists of titrating hydrogen sulfide in a gas sample directly with a standard solution of iodine.

(b) *Apparatus.* (See Figure 1.) A 100 or 500 ml capacity Tutwiler burette, with two-way glass stopcock at bottom and three-way stopcock at top which connect either with inlet tubulature or glass-stoppered cylinder, 10 ml capacity, graduated in 0.1 ml subdivision; rubber tubing connecting burette with leveling bottle.

(c) *Reagents.* (1) Iodine stock solution, 0.1N. Weight 12.7 g iodine, and 20 to 25 g cp potassium iodide for each liter of solution. Dissolve KI in as little water as necessary; dissolve iodine in concentrated KI solution, make up to proper volume, and store in glass-stoppered brown glass bottle.

(2) Standard iodine solution, 1 ml = 0.001771 g I. Transfer 33.7 ml of above 0.1N stock solution into a 250 ml volumetric flask; add water to mark and mix well. Then, for 100 ml sample of gas, 1 ml of standard iodine solution is equivalent to 100 grains H<sub>2</sub>S per cubic feet of gas.

(3) Starch solution. Rub into a thin paste about one teaspoonful of wheat starch with a little water; pour into about a pint of boiling water; stir; let cool and decant off clear solution. Make fresh solution every few days.

(d) *Procedure.* Fill leveling bulb with starch solution. Raise (L), open cock (G), open (F) to (A), and close (F) when solutions starts to run out of gas inlet. Close (G). Purge gas sampling line and connect with (A). Lower (L) and open (F) and (G). When liquid level is several ml past the 100 ml mark, close (G) and (F), and disconnect sampling tube. Open (G) and bring starch solution to 100 ml mark by raising (L); then close (G). Open (F) momentarily, to bring gas in burette to atmospheric pressure, and close (F). Open (G), bring liquid level down to 10 ml mark by lowering (L). Close (G), clamp rubber tubing near (E) and disconnect it from burette. Rinse graduated cylinder with a standard iodine solution (0.00171 g I per ml); fill cylinder and record reading. Introduce successive small amounts of iodine thru (F); shake well after each addition; continue until a faint permanent blue color is obtained. Record reading; subtract from previous reading, and call difference D.

(e) With every fresh stock of starch solution perform a blank test as follows: introduce fresh starch solution into burette up to 100 ml mark. Close (F) and (G). Lower (L) and open (G). When liquid level reaches the 10 ml mark, close (G). With air in burette, titrate as during a test and up to same end point. Call ml of iodine used C. Then,

Grains H<sub>2</sub>S per 100 cubic foot of gas = 100 (D—C)

(f) Greater sensitivity can be attained if a 500 ml capacity Tutwiler burette is used with a more dilute (0.001N) iodine solution. Concentrations less than 1.0 grains per 100 cubic foot can be determined in this way. Usually, the starch-iodine end point is much less distinct, and a blank determination of end point, with H<sub>2</sub>S-free gas or air, is required.

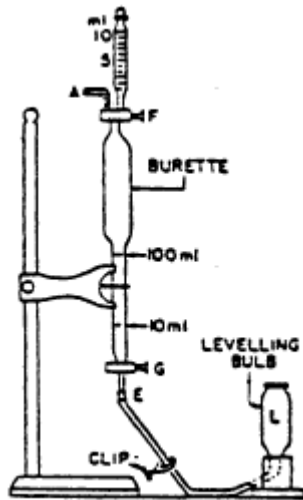


FIGURE 1. TUTWILER BURETTE (LETTERED ITEMS MENTIONED IN TEXT)

## **Attachment B**

### **Minor Source Operating Permit (MSOP) No: 153-37448-00037**

[Downloaded from the eCFR on August 16, 2016]

#### **Electronic Code of Federal Regulations**

#### **Title 40 - Protection of Environment**

### **PART 63—NATIONAL EMISSION STANDARDS FOR HAZARDOUS AIR POLLUTANTS FOR SOURCE CATEGORIES**

#### **Subpart HH—National Emission Standards for Hazardous Air Pollutants From Oil and Natural Gas Production Facilities**

SOURCE: 64 FR 32628, June 17, 1999, unless otherwise noted.

#### **§63.760 Applicability and designation of affected source.**

(a) This subpart applies to the owners and operators of the emission points, specified in paragraph (b) of this section that are located at oil and natural gas production facilities that meet the specified criteria in paragraphs (a)(1) and either (a)(2) or (a)(3) of this section.

(1) Facilities that are major or area sources of hazardous air pollutants (HAP) as defined in §63.761. Emissions for major source determination purposes can be estimated using the maximum natural gas or hydrocarbon liquid throughput, as appropriate, calculated in paragraphs (a)(1)(i) through (iii) of this section. As an alternative to calculating the maximum natural gas or hydrocarbon liquid throughput, the owner or operator of a new or existing source may use the facility's design maximum natural gas or hydrocarbon liquid throughput to estimate the maximum potential emissions. Other means to determine the facility's major source status are allowed, provided the information is documented and recorded to the Administrator's satisfaction in accordance with §63.10(b)(3). A facility that is determined to be an area source, but subsequently increases its emissions or its potential to emit above the major source levels, and becomes a major source, must comply thereafter with all provisions of this subpart applicable to a major source starting on the applicable compliance date specified in paragraph (f) of this section. Nothing in this paragraph is intended to preclude a source from limiting its potential to emit through other appropriate mechanisms that may be available through the permitting authority.

(i) If the owner or operator documents, to the Administrator's satisfaction, a decline in annual natural gas or hydrocarbon liquid throughput, as appropriate, each year for the 5 years prior to October 15, 2012, the owner or operator shall calculate the maximum natural gas or hydrocarbon liquid throughput used to determine maximum potential emissions according to the requirements specified in paragraph (a)(1)(i)(A) of this section. In all other circumstances, the owner or operator shall calculate the maximum throughput used to determine whether a facility is a major source in accordance with the requirements specified in paragraph (a)(1)(i)(B) of this section.

(A) The maximum natural gas or hydrocarbon liquid throughput is the average of the annual natural gas or hydrocarbon liquid throughput for the 3 years prior to October 15, 2012, multiplied by a factor of 1.2.

(B) The maximum natural gas or hydrocarbon liquid throughput is the highest annual natural gas or hydrocarbon liquid throughput over the 5 years prior to October 15, 2012, multiplied by a factor of 1.2.

(ii) The owner or operator shall maintain records of the annual facility natural gas or hydrocarbon liquid throughput each year and upon request submit such records to the Administrator. If the facility annual natural gas or hydrocarbon liquid throughput increases above the maximum natural gas or hydrocarbon liquid throughput calculated in paragraph (a)(1)(i)(A) or (a)(1)(i)(B) of this section, the maximum natural gas or hydrocarbon liquid throughput must be recalculated using the higher throughput multiplied by a factor of 1.2.

(iii) The owner or operator shall determine the maximum values for other parameters used to calculate emissions as the maximum for the period over which the maximum natural gas or hydrocarbon liquid throughput is determined in accordance with paragraph (a)(1)(i)(A) or (B) of this section. Parameters, other than glycol circulation rate, shall be based on either highest measured values or annual average. For estimating maximum potential emissions from glycol dehydration units, the glycol circulation rate used in the calculation shall be the unit's maximum rate under its physical and operational design consistent with the definition of potential to emit in §63.2.

(2) Facilities that process, upgrade, or store hydrocarbon liquids.

(3) Facilities that process, upgrade, or store natural gas prior to the point at which natural gas enters the natural gas transmission and storage source category or is delivered to a final end user. For the purposes of this subpart, natural gas enters the natural gas transmission and storage source category after the natural gas processing plant, when present. If no natural gas processing plant is present, natural gas enters the natural gas transmission and storage source category after the point of custody transfer.

(b) The affected sources for major sources are listed in paragraph (b)(1) of this section and for area sources in paragraph (b)(2) of this section.

(1) For major sources, the affected source shall comprise each emission point located at a facility that meets the criteria specified in paragraph (a) of this section and listed in paragraphs (b)(1)(i) through (b)(1)(iv) of this section.

(i) Each glycol dehydration unit as specified in paragraphs (b)(1)(i)(A) through (C) of this section.

(A) Each large glycol dehydration unit;

(B) Each small glycol dehydration unit for which construction commenced on or before August 23, 2011, is an existing small glycol dehydration unit; and

(C) Each small glycol dehydration unit for which construction commenced after August 23, 2011, is a new small glycol dehydration unit.

(ii) Each storage vessel with the potential for flash emissions;

(iii) The group of all ancillary equipment, except compressors, intended to operate in volatile hazardous air pollutant service (as defined in §63.761), which are located at natural gas processing plants; and

(iv) Compressors intended to operate in volatile hazardous air pollutant service (as defined in §63.761), which are located at natural gas processing plants.

(2) For area sources, the affected source includes each triethylene glycol (TEG) dehydration unit located at a facility that meets the criteria specified in paragraph (a) of this section.

(c) Any source that determines it is not a major source but has actual emissions of 5 tons per year or more of a single HAP, or 12.5 tons per year or more of a combination of HAP (*i.e.*, 50 percent of the major source thresholds), shall update its major source determination within 1 year of the prior determination or October 15, 2012, whichever is later, and each year thereafter, using gas composition data measured during the preceding 12 months.

(d) The owner and operator of a facility that does not contain an affected source as specified in paragraph (b) of this section are not subject to the requirements of this subpart.

(e) *Exemptions.* The facilities listed in paragraphs (e)(1) and (e)(2) of this section are exempt from the requirements of this subpart. Records shall be maintained as required in §63.10(b)(3).

(1) A facility that exclusively processes, stores, or transfers black oil (as defined in §63.761) is not subject to the requirements of this subpart. For the purposes of this subpart, a black oil facility that uses natural gas for fuel or generates gas from black oil shall qualify for this exemption.

(2) A major source facility, prior to the point of custody transfer, with a facility-wide actual annual average natural gas throughput less than 18.4 thousand standard cubic meters per day and a facility-wide actual annual average hydrocarbon liquid throughput less than 39,700 liters per day.

(f) The owner or operator of an affected major source shall achieve compliance with the provisions of this subpart by the dates specified in paragraphs (f)(1), (2), and (f)(7) through (9) of this section. The owner or operator of an affected area source shall achieve compliance with the provisions of this subpart by the dates specified in paragraphs (f)(3) through (6) of this section.

(1) Except as specified in paragraphs (f)(7) through (9) of this section, the owner or operator of an affected major source, the construction or reconstruction of which commenced before February 6, 1998, shall achieve compliance with the applicable provisions of this subpart no later than June 17, 2002, except as provided for in §63.6(i). The owner or operator of an area source, the construction or reconstruction of which commenced before February 6, 1998, that increases its emissions of (or its potential to emit) HAP such that the source becomes a major source that is subject to this subpart shall comply with this subpart 3 years after becoming a major source.

(2) Except as specified in paragraphs (f)(7) through (9) of this section, the owner or operator of an affected major source, the construction or reconstruction of which commences on or after February 6, 1998, shall achieve compliance with the applicable provisions of this subpart immediately upon initial startup or June 17, 1999, whichever date is later. Area sources, other than production field facilities identified in (f)(9) of this section, the construction or reconstruction of which commences on or after February 6, 1998, that become major sources shall comply with the provisions of this standard immediately upon becoming a major source.

(3) The owner or operator of an affected area source, located in an Urban-1 county, as defined in §63.761, the construction or reconstruction of which commences before February 6, 1998, shall achieve compliance with the provisions of this subpart no later than the dates specified in paragraphs (f)(3)(i) or (ii) of this section, except as provided for in §63.6(i).

(i) If the affected area source is located within any UA plus offset and UC boundary, as defined in §63.761, the compliance date is January 4, 2010.

(ii) If the affected area source is not located within any UA plus offset and UC boundary, as defined in §63.761, the compliance date is January 5, 2009.

(4) The owner or operator of an affected area source, located in an Urban-1 county, as defined in §63.761, the construction or reconstruction of which commences on or after February 6, 1998, shall achieve compliance with the provisions of this subpart immediately upon initial startup or January 3, 2007, whichever date is later.

(5) The owner or operator of an affected area source that is not located in an Urban-1 county, as defined in §63.761, the construction or reconstruction of which commences before July 8, 2005, shall achieve compliance with the provisions of this subpart no later than the dates specified in paragraphs (f)(5)(i) or (ii) of this section, except as provided for in §3.6(i).

(i) If the affected area source is located within any UA plus offset and UC boundary, as defined in §63.761, the compliance date is January 4, 2010.

(ii) If the affected area source is not located within any UA plus offset and UC boundary, as defined in §63.761, the compliance date is January 5, 2009.

(6) The owner or operator of an affected area source that is not located in an Urban-1 county, as defined in §63.761, the construction or reconstruction of which commences on or after July 8, 2005, shall achieve compliance with the provisions of this subpart immediately upon initial startup or January 3, 2007, whichever date is later.

(7) Each affected existing small glycol dehydration unit, as defined in §63.761, located at a major source, that commenced construction before August 23, 2011, must achieve compliance no later than October 15, 2015, except as provided in §63.6(i).

(8) Each affected new small glycol dehydration unit, as defined in §63.761, located at a major source, that commenced construction on or after August 23, 2011, must achieve compliance immediately upon initial startup or October 15, 2012, whichever is later.

(9) A production field facility, as defined in §63.761, constructed on or before August 23, 2011, that was previously determined to be an area source but becomes a major source (as defined in paragraph 3 of the major source definition in §63.761) on the October 15, 2012 must achieve compliance no later than October 15, 2015, except as provided in §63.6(i).

(g) The following provides owners or operators of an affected source at a major source with information on overlap of this subpart with other regulations for equipment leaks. The owner or operator of an affected source at a major source shall document that they are complying with other regulations by keeping the records specified in §63.774(b)(9).

(1) [Reserved]

(2) After the compliance dates specified in paragraph (f) of this section, ancillary equipment and compressors that are subject to this subpart and are also subject to and controlled under the provisions of 40 CFR part 61, subpart V, are only required to comply with the requirements of 40 CFR part 61, subpart V.

(3) After the compliance dates specified in paragraph (f) of this section, ancillary equipment and compressors that are subject to this subpart and are also subject to and controlled under the provisions of 40 CFR part 63, subpart H, are only required to comply with the requirements of 40 CFR part 63, subpart H.

(h) An owner or operator of an affected source that is a major source or is located at a major source and is subject to the provisions of this subpart is also subject to 40 CFR part 70 or part 71 operating permit requirements. Unless otherwise required by law, the owner or operator of an area source subject to the provisions of this subpart is exempt from the permitting requirements established by 40 CFR part 70 or 40 CFR part 71.

[64 FR 32628, June 17, 1999, as amended at 66 FR 34550, June 29, 2001; 72 FR 36, Jan. 3, 2007; 77 FR 49568, Aug. 16, 2012]

#### **§63.761 Definitions.**

All terms used in this subpart shall have the meaning given them in the Clean Air Act (Act), subpart A of this part (General Provisions), and in this section. If the same term is defined in subpart A and in this section, it shall have the meaning given in this section for purposes of this subpart.

*Affirmative defense* means, in the context of an enforcement proceeding, a response or defense put forward by a defendant, regarding which the defendant has the burden of proof, and the merits of which are independently and objectively evaluated in a judicial or administrative proceeding.

*Alaskan North Slope* means the approximately 180,000 square kilometer area (69,000 square mile area) extending from the Brooks Range to the Arctic Ocean.

*Ancillary equipment* means any of the following pieces of equipment: pumps, pressure relief devices, sampling connection systems, open-ended valves, or lines, valves, flanges, or other connectors.

*API gravity* means the weight per unit volume of hydrocarbon liquids as measured by a system recommended by the American Petroleum Institute (API) and is expressed in degrees.

*Associated equipment*, as used in this subpart and as referred to in section 112(n)(4) of the Act, means equipment associated with an oil or natural gas exploration or production well, and includes all equipment from the wellbore to the point of custody transfer, except glycol dehydration units and storage vessels.

*Black oil* means hydrocarbon (petroleum) liquid with an initial producing gas-to-oil ratio (GOR) less than 0.31 cubic meters per liter and an API gravity less than 40 degrees.

*Boiler* means an enclosed device using controlled flame combustion and having the primary purpose of recovering and exporting thermal energy in the form of steam or hot water. Boiler also means any industrial furnace as defined in 40 CFR 260.10.

*BTEX* means benzene, toluene, ethyl benzene and xylene.

*Closed-vent system* means a system that is not open to the atmosphere and is composed of piping, ductwork, connections, and if necessary, flow inducing devices that transport gas or vapor from an emission point to one or more control devices. If gas or vapor from regulated equipment is routed to a process (e.g., to a fuel gas system), the conveyance system shall not be considered a closed-vent system and is not subject to closed-vent system standards.

*Combustion device* means an individual unit of equipment, such as a flare, incinerator, process heater, or boiler, used for the combustion of organic HAP emissions.

*Condensate* means hydrocarbon liquid separated from natural gas that condenses due to changes in the temperature, pressure, or both, and remains liquid at standard conditions, as specified in §63.2.

*Continuous recorder* means a data recording device that either records an instantaneous data value at least once every hour or records hourly or more frequent block average values.

*Control device* means any equipment used for recovering or oxidizing HAP or volatile organic compound (VOC) vapors. Such equipment includes, but is not limited to, absorbers, carbon adsorbers, condensers, incinerators, flares, boilers, and process heaters. For the purposes of this subpart, if gas or vapor from regulated equipment is used, reused (i.e., injected into the flame zone of an enclosed combustion device), returned back to the process, or sold, then the recovery system used, including piping, connections, and flow inducing devices, is not considered to be a control device or closed-vent system.

*Cover* means a device which is placed on top of or over a material such that the entire surface area of the material is enclosed and sealed. A cover may have openings (such as access hatches, sampling ports, and gauge wells) if those openings are necessary for operation, inspection, maintenance, or repair of the unit on which the cover is installed, provided that each opening is closed and sealed when the opening is not in use. In addition, a cover may have one or more safety devices. Examples of a cover include, but are not limited to, a fixed-roof installed on a tank, an external floating roof installed on a tank, and a lid installed on a drum or other container.

*Custody transfer* means the transfer of hydrocarbon liquids or natural gas: after processing and/or treatment in the producing operations, or from storage vessels or automatic transfer facilities or other such equipment, including product loading racks, to pipelines or any other forms of transportation. For the purposes of this subpart, the point at which such liquids or natural gas enters a natural gas processing plant is a point of custody transfer.

*Equipment leaks* means emissions of HAP from ancillary equipment (as defined in this section) and compressors.

*Facility* means any grouping of equipment where hydrocarbon liquids are processed, upgraded (i.e., remove impurities or other constituents to meet contract specifications), or stored prior to the point of custody transfer; or where natural gas is processed, upgraded, or stored prior to entering the natural gas transmission and storage source category. For the purpose of a major source determination, facility (including a building, structure, or installation) means oil and natural gas production and processing equipment that is located within the boundaries of an individual surface site as defined in this section. Equipment that is part of a facility will typically be located within close proximity to other equipment located at the same facility. Pieces of production equipment or groupings of equipment located on different oil and gas leases, mineral fee tracts, lease tracts, subsurface or surface unit areas, surface fee tracts, surface lease tracts, or separate surface sites, whether or not connected by a road, waterway, power line or pipeline, shall not be considered part of the same facility. Examples of facilities in the oil and natural gas production source category include, but are not limited to, well sites, satellite tank batteries, central tank batteries, a compressor station that transports natural gas to a natural gas processing plant, and natural gas processing plants.



*Field natural gas* means natural gas extracted from a production well prior to entering the first stage of processing, such as dehydration.

*Fixed-roof* means a cover that is mounted on a storage vessel in a stationary manner and that does not move with fluctuations in liquid level.

*Flame zone* means the portion of the combustion chamber in a combustion device occupied by the flame envelope.

*Flare* means a thermal oxidation system using an open flame (*i.e.*, without enclosure).

*Flash tank*. See the definition for gas-condensate-glycol (GCG) separator.

*Flow indicator* means a device which indicates whether gas flow is present in a line or whether the valve position would allow gas flow to be present in a line.

*Gas-condensate-glycol (GCG) separator* means a two- or three-phase separator through which the “rich” glycol stream of a glycol dehydration unit is passed to remove entrained gas and hydrocarbon liquid. The GCG separator is commonly referred to as a flash separator or flash tank.

*Gas-to-oil ratio (GOR)* means the number of standard cubic meters of gas produced per liter of crude oil or other hydrocarbon liquid.

*Glycol dehydration unit* means a device in which a liquid glycol (including, but not limited to, ethylene glycol, diethylene glycol, or triethylene glycol) absorbent directly contacts a natural gas stream and absorbs water in a contact tower or absorption column (absorber). The glycol contacts and absorbs water vapor and other gas stream constituents from the natural gas and becomes “rich” glycol. This glycol is then regenerated in the glycol dehydration unit reboiler. The “lean” glycol is then recycled.

*Glycol dehydration unit baseline operations* means operations representative of the large glycol dehydration unit operations as of June 17, 1999 and the small glycol dehydrator unit operations as of August 23, 2011. For the purposes of this subpart, for determining the percentage of overall HAP emission reduction attributable to process modifications, baseline operations shall be parameter values (including, but not limited to, glycol circulation rate or glycol-HAP absorbency) that represent actual long-term conditions (*i.e.*, at least 1 year). Glycol dehydration units in operation for less than 1 year shall document that the parameter values represent expected long-term operating conditions had process modifications not been made.

*Glycol dehydration unit process vent* means the glycol dehydration unit reboiler vent and the vent from the GCG separator (flash tank), if present.

*Glycol dehydration unit reboiler vent* means the vent through which exhaust from the reboiler of a glycol dehydration unit passes from the reboiler to the atmosphere or to a control device.

*Hazardous air pollutants* or *HAP* means the chemical compounds listed in section 112(b) of the Clean Air Act. All chemical compounds listed in section 112(b) of the Act need to be considered when making a major source determination. Only the HAP compounds listed in Table 1 of this subpart need to be considered when determining compliance.

*Hydrocarbon liquid* means any naturally occurring, unrefined petroleum liquid.

*In VHAP service* means that a piece of ancillary equipment or compressor either contains or contacts a fluid (liquid or gas) which has a total volatile HAP (VHAP) concentration equal to or greater than 10 percent by weight as determined according to the provisions of §63.772(a).

*In wet gas service* means that a piece of equipment contains or contacts the field gas before the extraction of natural gas liquids.

*Incinerator* means an enclosed combustion device that is used for destroying organic compounds. Auxiliary fuel may be used to heat waste gas to combustion temperatures. Any energy recovery section is not physically formed into one manufactured or assembled unit with the combustion section; rather, the energy recovery section is a separate section following the combustion section and the two are joined by ducts or connections carrying flue gas. The above energy recovery section limitation does not apply to an energy recovery section used solely to preheat the incoming vent stream or combustion air.

*Initial producing GOR* means the producing standard cubic meters of gas per liter at the time that the reservoir pressure is above the bubble point pressure (or dewpoint pressure for a gas).

*Initial startup* means the first time a new or reconstructed source begins production. For the purposes of this subpart, initial startup does not include subsequent startups (as defined in this section) of equipment, for example, following malfunctions or shutdowns.

*Large glycol dehydration unit* means a glycol dehydration unit with an actual annual average natural gas flowrate equal to or greater than 85 thousand standard cubic meters per day and actual annual average benzene emissions equal to or greater than 0.90 Mg/yr, determined according to §63.772(b). A glycol dehydration unit complying with the 0.9 Mg/yr control option under §63.765(b)(1)(ii) is considered to be a large dehydrator.

*Major source*, as used in this subpart, shall have the same meaning as in §63.2, except that:

- (1) Emissions from any oil or gas exploration or production well (with its associated equipment, as defined in this section), and emissions from any pipeline compressor station or pump station shall not be aggregated with emissions from other similar units to determine whether such emission points or stations are major sources, even when emission points are in a contiguous area or under common control;
- (2) Emissions from processes, operations, or equipment that are not part of the same facility, as defined in this section, shall not be aggregated; and
- (3) For facilities that are production field facilities, only HAP emissions from glycol dehydration units and storage vessels shall be aggregated for a major source determination. For facilities that are not production field facilities, HAP emissions from all HAP emission units shall be aggregated for a major source determination.

*Natural gas* means a naturally occurring mixture of hydrocarbon and nonhydrocarbon gases found in geologic formations beneath the earth's surface. The principal hydrocarbon constituent is methane.

*Natural gas liquids* (NGL) means the liquid hydrocarbons, such as ethane, propane, butane, pentane, natural gasoline, and condensate that are extracted from field natural gas.

*Natural gas processing plant* (gas plant) means any processing site engaged in the extraction of natural gas liquids from field gas, or the fractionation of mixed NGL to natural gas products, or a combination of both.

*No detectable emissions* means no escape of HAP from a device or system to the atmosphere as determined by:

- (1) Instrument monitoring results in accordance with the requirements of §63.772(c); and
- (2) The absence of visible openings or defects in the device or system, such as rips, tears, or gaps.

*Operating parameter value* means a minimum or maximum value established for a control device or process parameter which, if achieved by itself or in combination with one or more other operating parameter values, indicates that an owner or operator has complied with an applicable operating parameter limitation, over the appropriate averaging period as specified in §63.772(f) or (g).

*Operating permit* means a permit required by 40 CFR part 70 or part 71.

*Organic monitoring device* means an instrument used to indicate the concentration level of organic compounds exiting a control device based on a detection principle such as infra-red, photoionization, or thermal conductivity.

*Primary fuel* means the fuel that provides the principal heat input (i.e., more than 50 percent) to the device. To be considered primary, the fuel must be able to sustain operation without the addition of other fuels.

*Process heater* means an enclosed device using a controlled flame, the primary purpose of which is to transfer heat to a process fluid or process material that is not a fluid, or to a heat transfer material for use in a process (rather than for steam generation).

*Produced water* means water that is extracted from the earth from an oil or natural gas production well, or that is separated from crude oil, condensate, or natural gas after extraction.

*Production field facilities* means those facilities located prior to the point of custody transfer.

*Production well* means any hole drilled in the earth from which crude oil, condensate, or field natural gas is extracted.

*Reciprocating compressor* means a piece of equipment that increases the pressure of a process gas by positive displacement, employing linear movement of the drive shaft.

*Responsible official* means one of the following:

(1) For a corporation: A president, secretary, treasurer, or vice-president of the corporation in charge of a principal business function, or any other person who performs similar policy or decision-making functions for the corporation, or a duly authorized representative of such person if the representative is responsible for the overall operation of one or more manufacturing, production, or operating facilities applying for or subject to a permit and either:

(i) The facilities employ more than 250 persons or have gross annual sales or expenditures exceeding \$25 million (in second quarter 1980 dollars); or

(ii) The delegation of authority to such representatives is approved in advance by the permitting authority;

(2) For a partnership or sole proprietorship: a general partner or the proprietor, respectively;

(3) For a municipality, State, Federal, or other public agency: Either a principal executive officer or ranking elected official. For the purposes of this part, a principal executive officer of a Federal agency includes the chief executive officer having responsibility for the overall operations of a principal geographic unit of the agency (e.g., a Regional Administrator of EPA); or

(4) For affected sources:

(i) The designated representative in so far as actions, standards, requirements, or prohibitions under title IV of the Act or the regulations promulgated thereunder are concerned; and

(ii) The designated representative for any other purposes under part 70.

*Safety device* means a device that meets both of the following conditions: it is not used for planned or routine venting of liquids, gases, or fumes from the unit or equipment on which the device is installed; and it remains in a closed, sealed position at all times except when an unplanned event requires that the device open for the purpose of preventing physical damage or permanent deformation of the unit or equipment on which the device is installed in accordance with good engineering and safety practices for handling flammable, combustible, explosive, or other hazardous materials. Examples of unplanned events which may require a safety device to open include failure of an essential equipment component or a sudden power outage.

*Shutdown* means for purposes including, but not limited to, periodic maintenance, replacement of equipment, or repair, the cessation of operation of a glycol dehydration unit, or other affected source under this subpart, or equipment required or used solely to comply with this subpart.

*Small glycol dehydration unit* means a glycol dehydration unit, located at a major source, with an actual annual average natural gas flowrate less than 85 thousand standard cubic meters per day or actual annual average benzene emissions less than 0.90 Mg/yr, determined according to §63.772(b).

*Startup* means the setting into operation of a glycol dehydration unit, or other affected equipment under this subpart, or equipment required or used to comply with this subpart. Startup includes initial startup and operation solely for the purpose of testing equipment.

*Storage vessel* means a tank or other vessel that is designed to contain an accumulation of crude oil, condensate, intermediate hydrocarbon liquids, or produced water and that is constructed primarily of non-earthen materials (e.g., wood, concrete, steel, plastic) that provide structural support. The following process units are not considered storage vessels: Surge control vessels and knockout vessels.

*Storage vessel with the potential for flash emissions* means any storage vessel that contains a hydrocarbon liquid with a stock tank GOR equal to or greater than 0.31 cubic meters per liter and an API gravity equal to or greater than 40 degrees and an actual annual average hydrocarbon liquid throughput equal to or greater than 79,500 liters per day. Flash emissions occur when dissolved hydrocarbons in the fluid evolve from solution when the fluid pressure is reduced.

*Surface site* means any combination of one or more graded pad sites, gravel pad sites, foundations, platforms, or the immediate physical location upon which equipment is physically affixed.

*Tank battery* means a collection of equipment used to separate, treat, store, and transfer crude oil, condensate, natural gas, and produced water. A tank battery typically receives crude oil, condensate, natural gas, or some combination of these extracted products from several production wells for accumulation and separation prior to transmission to a natural gas plant or petroleum refinery. A tank battery may or may not include a glycol dehydration unit.

*Temperature monitoring device* means an instrument used to monitor temperature and having a minimum accuracy of  $\pm 2$  percent of the temperature being monitored expressed in  $^{\circ}\text{C}$ , or  $\pm 2.5$   $^{\circ}\text{C}$ , whichever is greater. The temperature monitoring device may measure temperature in degrees Fahrenheit or degrees Celsius, or both.

*Total organic compounds* or *TOC*, as used in this subpart, means those compounds which can be measured according to the procedures of Method 18, 40 CFR part 60, appendix A.

*UA plus offset and UC* is defined as the area occupied by each urbanized area, each urban cluster that contains at least 10,000 people, and the area located two miles or less from each urbanized area boundary.

*Urban-1 County* is defined as a county that contains a part of a Metropolitan Statistical Area with a population greater than 250,000, based on the Office of Management and Budget's *Standards for defining Metropolitan and Micropolitan Statistical Areas* (December 27, 2000), and Census 2000 Data released by the U.S. Census Bureau.

*Urbanized area* refers to Census 2000 Urbanized Area, which is defined in the *Urban Area Criteria for Census 2000* (March 15, 2002). Essentially, an urbanized area consists of densely settled territory with a population of at least 50,000 people.

*Urban cluster* refers to a Census 2000 Urban Cluster, which is defined in the *Urban Area Criteria for Census 2000* (March 15, 2002). Essentially, an urban cluster consists of densely settled territory with at least 2,500 people but fewer than 50,000 people.

*Volatile hazardous air pollutant concentration* or *VHAP concentration* means the fraction by weight of all HAP contained in a material as determined in accordance with procedures specified in §63.772(a).

[64 FR 32628, June 17, 1999, as amended at 66 FR 34551, June 29, 2001; 72 FR 37, Jan. 3, 2007; 77 FR 49569, Aug. 16, 2012]

**§63.762 Affirmative defense for violations of emission standards during malfunction.**

(a) The provisions set forth in this subpart shall apply at all times.

(b)-(c) [Reserved]

(d) In response to an action to enforce the standards set forth in this subpart, you may assert an affirmative defense to a claim for civil penalties for violations of such standards that are caused by malfunction, as defined in 40 CFR 63.2. Appropriate penalties may be assessed; however, if you fail to meet your burden of proving all of the requirements in the affirmative defense, the affirmative defense shall not be available for claims for injunctive relief.

(1) To establish the affirmative defense in any action to enforce such a standard, you must timely meet the reporting requirements in paragraph (d)(2) of this section, and must prove by a preponderance of evidence that:

(i) The violation:

(A) Was caused by a sudden, infrequent, and unavoidable failure of air pollution control equipment, process equipment, or a process to operate in a normal or usual manner; and

(B) Could not have been prevented through careful planning, proper design or better operation and maintenance practices; and

(C) Did not stem from any activity or event that could have been foreseen and avoided, or planned for; and

(D) Was not part of a recurring pattern indicative of inadequate design, operation, or maintenance; and

(ii) Repairs were made as expeditiously as possible when a violation occurred. Off-shift and overtime labor were used, to the extent practicable to make these repairs; and

(iii) The frequency, amount and duration of the violation (including any bypass) were minimized to the maximum extent practicable; and

(iv) If the violation resulted from a bypass of control equipment or a process, then the bypass was unavoidable to prevent loss of life, personal injury, or severe property damage; and

(v) All possible steps were taken to minimize the impact of the violation on ambient air quality, the environment, and human health; and

(vi) All emissions monitoring and control systems were kept in operation if at all possible, consistent with safety and good air pollution control practices; and

(vii) All of the actions in response to the violation were documented by properly signed, contemporaneous operating logs; and

(viii) At all times, the affected source was operated in a manner consistent with good practices for minimizing emissions; and

(ix) A written root cause analysis has been prepared, the purpose of which is to determine, correct, and eliminate the primary causes of the malfunction and the violation resulting from the malfunction event at issue. The analysis shall also specify, using best monitoring methods and engineering judgment, the amount of any emissions that were the result of the malfunction.

(2) *Report.* The owner or operator seeking to assert an affirmative defense shall submit a written report to the Administrator with all necessary supporting documentation, that it has met the requirements set forth in paragraph (d)(1) of this section. This affirmative defense report shall be included in the first periodic compliance, deviation report or excess emission report otherwise required after the initial occurrence of the violation of the relevant standard (which may be the end of any applicable averaging period). If such compliance, deviation report or excess emission

report is due less than 45 days after the initial occurrence of the violation, the affirmative defense report may be included in the second compliance, deviation report or excess emission report due after the initial occurrence of the violation of the relevant standard.

[77 FR 49569, Aug. 16, 2012]

**§63.763 [Reserved]**

**§63.764 General standards.**

(a) Table 2 of this subpart specifies the provisions of subpart A (General Provisions) of this part that apply and those that do not apply to owners and operators of affected sources subject to this subpart.

(b) All reports required under this subpart shall be sent to the Administrator at the appropriate address listed in §63.13. Reports may be submitted on electronic media.

(c) Except as specified in paragraph (e) of this section, the owner or operator of an affected source located at an existing or new major source of HAP emissions shall comply with the standards in this subpart as specified in paragraphs (c)(1) through (3) of this section.

(1) For each glycol dehydration unit process vent subject to this subpart, the owner or operator shall comply with the requirements specified in paragraphs (c)(1)(i) through (iii) of this section.

(i) The owner or operator shall comply with the control requirements for glycol dehydration unit process vents specified in §63.765;

(ii) The owner or operator shall comply with the monitoring requirements specified in §63.773; and

(iii) The owner or operator shall comply with the recordkeeping and reporting requirements specified in §§63.774 and 63.775.

(2) For each storage vessel with the potential for flash emissions subject to this subpart, the owner or operator shall comply with the requirements specified in paragraphs (c)(2)(i) through (iii) of this section.

(i) The control requirements for storage vessels specified in §63.766;

(ii) The monitoring requirements specified in §63.773; and

(iii) The recordkeeping and reporting requirements specified in §§63.774 and 63.775.

(3) For ancillary equipment (as defined in §63.761) and compressors at a natural gas processing plant subject to this subpart, the owner or operator shall comply with the requirements for equipment leaks specified in §63.769.

(d) Except as specified in paragraph (e)(1) of this section, the owner or operator of an affected source located at an existing or new area source of HAP emissions shall comply with the applicable standards specified in paragraph (d) of this section.

(1) Each owner or operator of an area source located within an UA plus offset and UC boundary (as defined in §63.761) shall comply with the provisions specified in paragraphs (d)(1)(i) through (iii) of this section.

(i) The control requirements for glycol dehydration unit process vents specified in §63.765;

(ii) The monitoring requirements specified in §63.773; and

(iii) The recordkeeping and reporting requirements specified in §§63.774 and 63.775.

(2) Each owner or operator of an area source not located in a UA plus offset and UC boundary (as defined in §63.761) shall comply with paragraphs (d)(2)(i) through (iii) of this section.

(i) Determine the optimum glycol circulation rate using the following equation:

$$L_{OPT} = 1.15 * 3.0 \frac{\text{gal TEG}}{\text{lb H}_2\text{O}} * \left( \frac{F * (I - O)}{24 \text{ hr/day}} \right)$$

Where:

$L_{OPT}$  = Optimal circulation rate, gal/hr.

F = Gas flowrate (MMSCF/D).

I = Inlet water content (lb/MMSCF).

O = Outlet water content (lb/MMSCF).

3.0 = The industry accepted rule of thumb for a TEG-to water ratio (gal TEG/lb H<sub>2</sub>O).

1.15 = Adjustment factor included for a margin of safety.

(ii) Operate the TEG dehydration unit such that the actual glycol circulation rate does not exceed the optimum glycol circulation rate determined in accordance with paragraph (d)(2)(i) of this section. If the TEG dehydration unit is unable to meet the sales gas specification for moisture content using the glycol circulation rate determined in accordance with paragraph (d)(2)(i), the owner or operator must calculate an alternate circulation rate using GRI-GLYCalc™, Version 3.0 or higher. The owner or operator must document why the TEG dehydration unit must be operated using the alternate circulation rate and submit this documentation with the initial notification in accordance with §63.775(c)(7).

(iii) Maintain a record of the determination specified in paragraph (d)(2)(ii) in accordance with the requirements in §63.774(f) and submit the Initial Notification in accordance with the requirements in §63.775(c)(7). If operating conditions change and a modification to the optimum glycol circulation rate is required, the owner or operator shall prepare a new determination in accordance with paragraph (d)(2)(i) or (ii) of this section and submit the information specified under §63.775(c)(7)(ii) through (v).

(e) *Exemptions.* (1) The owner or operator of an area source is exempt from the requirements of paragraph (d) of this section if the criteria listed in paragraph (e)(1)(i) or (ii) of this section are met, except that the records of the determination of these criteria must be maintained as required in §63.774(d)(1).

(i) The actual annual average flowrate of natural gas to the glycol dehydration unit is less than 85 thousand standard cubic meters per day, as determined by the procedures specified in §63.772(b)(1) of this subpart; or

(ii) The actual average emissions of benzene from the glycol dehydration unit process vent to the atmosphere are less than 0.90 megagram per year, as determined by the procedures specified in §63.772(b)(2) of this subpart.

(2) The owner or operator is exempt from the requirements of paragraph (c)(3) of this section for ancillary equipment (as defined in §63.761) and compressors at a natural gas processing plant subject to this subpart if the criteria listed in paragraph (e)(2)(i) or (ii) of this section are met, except that the records of the determination of these criteria must be maintained as required in §63.774(d)(2).

(i) Any ancillary equipment and compressors that contain or contact a fluid (liquid or gas) must have a total VHAP concentration less than 10 percent by weight, as determined by the procedures specified in §63.772(a); or

(ii) That ancillary equipment and compressors must operate in VHAP service less than 300 hours per calendar year.

(f) Each owner or operator of a major HAP source subject to this subpart is required to apply for a 40 CFR part 70 or part 71 operating permit from the appropriate permitting authority. If the Administrator has approved a State operating permit program under 40 CFR part 70, the permit shall be obtained from the State authority. If a State operating permit program has not been approved, the owner or operator of a source shall apply to the EPA Regional Office pursuant to 40 CFR part 71.

(g)-(h) [Reserved]

(i) In all cases where the provisions of this subpart require an owner or operator to repair leaks by a specified time after the leak is detected, it is a violation of this standard to fail to take action to repair the leak(s) within the specified time. If action is taken to repair the leak(s) within the specified time, failure of that action to successfully repair the leak(s) is not a violation of this standard. However, if the repairs are unsuccessful, and a leak is detected, the owner or operator shall take further action as required by the applicable provisions of this subpart.

(j) At all times the owner or operator must operate and maintain any affected source, including associated air pollution control equipment and monitoring equipment, in a manner consistent with safety and good air pollution control practices for minimizing emissions. Determination of whether such operation and maintenance procedures are being used will be based on information available to the Administrator which may include, but is not limited to, monitoring results, review of operation and maintenance procedures, review of operation and maintenance records, and inspection of the source.

[64 FR 32628, June 17, 1999, as amended at 66 FR 34551, June 29, 2001; 72 FR 38, Jan. 3, 2007; 77 FR 49570, Aug. 16, 2012]

**§63.765 Glycol dehydration unit process vent standards.**

(a) This section applies to each glycol dehydration unit subject to this subpart that must be controlled for air emissions as specified in either paragraph (c)(1)(i) or paragraph (d)(1)(i) of §63.764.

(b) Except as provided in paragraph (c) of this section, an owner or operator of a glycol dehydration unit process vent shall comply with the requirements specified in paragraphs (b)(1) and (b)(2) of this section.

(1) For each glycol dehydration unit process vent, the owner or operator shall control air emissions by either paragraph (b)(1)(i), (ii), or (iii) of this section.

(i) The owner or operator of a large glycol dehydration unit, as defined in §63.761, shall connect the process vent to a control device or a combination of control devices through a closed-vent system. The closed-vent system shall be designed and operated in accordance with the requirements of §63.771(c). The control device(s) shall be designed and operated in accordance with the requirements of §63.771(d).

(ii) The owner or operator of a large glycol dehydration unit shall connect the process vent to a control device or combination of control devices through a closed-vent system and the outlet benzene emissions from the control device(s) shall be reduced to a level less than 0.90 megagrams per year. The closed-vent system shall be designed and operated in accordance with the requirements of §63.771(c). The control device(s) shall be designed and operated in accordance with the requirements of §63.771(d), except that the performance levels specified in §63.771(d)(1)(i) and (ii) do not apply.

(iii) You must limit BTEX emissions from each existing small glycol dehydration unit process vent, as defined in §63.761, to the limit determined in Equation 1 of this section. You must limit BTEX emissions from each new small glycol dehydration unit process vent, as defined in §63.761, to the limit determined in Equation 2 of this section. The limits determined using Equation 1 or Equation 2 must be met in accordance with one of the alternatives specified in paragraphs (b)(1)(iii)(A) through (D) of this section.

$$EL_{BTEX} = 3.28 \times 10^{-4} \cdot \text{Throughput} \cdot C_{iBTEX} \cdot 365 \frac{\text{days}}{\text{yr}} \cdot \frac{1 \text{ Mg}}{1 \times 10^6 \text{ grams}}$$



Equation 1

Where:

$EL_{BTEX}$  = Unit-specific BTEX emission limit, megagrams per year;

$3.28 \times 10^{-4}$  = BTEX emission limit, grams BTEX/standard cubic meter-ppmv;

Throughput = Annual average daily natural gas throughput, standard cubic meters per day.

$C_{i,BTEX}$  = average annual BTEX concentration of the natural gas at the inlet to the glycol dehydration unit, ppmv.

$$EL_{BTEX} = 4.66 \times 10^{-6} \cdot \text{Throughput} \cdot C_{i,BTEX} \cdot 365 \frac{\text{days}}{\text{yr}} \cdot \frac{1 \text{ Mg}}{1 \times 10^6 \text{ grams}}$$

Where:

$EL_{BTEX}$  = Unit-specific BTEX emission limit, megagrams per year;

$4.66 \times 10^{-6}$  = BTEX emission limit, grams BTEX/standard cubic meter-ppmv;

Throughput = Annual average daily natural gas throughput, standard cubic meters per day.

$C_{i,BTEX}$  = average annual BTEX concentration of the natural gas at the inlet to the glycol dehydration unit, ppmv.

(A) Connect the process vent to a control device or combination of control devices through a closed-vent system. The closed vent system shall be designed and operated in accordance with the requirements of §63.771(c). The control device(s) shall be designed and operated in accordance with the requirements of §63.771(f).

(B) Meet the emissions limit through process modifications in accordance with the requirements specified in §63.771(e).

(C) Meet the emissions limit for each small glycol dehydration unit using a combination of process modifications and one or more control devices through the requirements specified in paragraphs (b)(1)(iii)(A) and (B) of this section.

(D) Demonstrate that the emissions limit is met through actual uncontrolled operation of the small glycol dehydration unit. Document operational parameters in accordance with the requirements specified in §63.771(e) and emissions in accordance with the requirements specified in §63.772(b)(2).

(2) One or more safety devices that vent directly to the atmosphere may be used on the air emission control equipment installed to comply with paragraph (b)(1) of this section.

(c) As an alternative to the requirements of paragraph (b) of this section, the owner or operator may comply with one of the requirements specified in paragraphs (c)(1) through (3) of this section.

(1) The owner or operator shall control air emissions by connecting the process vent to a process natural gas line.

(2) The owner or operator shall demonstrate, to the Administrator's satisfaction, that the total HAP emissions to the atmosphere from the large glycol dehydration unit process vent are reduced by 95.0 percent through process modifications, or a combination of process modifications and one or more control devices, in accordance with the requirements specified in §63.771(e).

(3) Control of HAP emissions from a GCG separator (flash tank) vent is not required if the owner or operator demonstrates, to the Administrator's satisfaction, that total emissions to the atmosphere from the glycol dehydration unit process vent are reduced by one of the levels specified in paragraph (c)(3)(i) through (iv) of this section, through the installation and operation of controls as specified in paragraph (b)(1) of this section.

(i) For any large glycol dehydration unit, HAP emissions are reduced by 95.0 percent or more.

(ii) For any large glycol dehydration unit, benzene emissions are reduced to a level less than 0.90 megagrams per year.

(iii) For each existing small glycol dehydration unit, BTEX emissions are reduced to a level less than the limit calculated by Equation 1 of paragraph (b)(1)(iii) of this section.

(iv) For each new small glycol dehydration unit, BTEX emissions are reduced to a level less than the limit calculated by Equation 2 of paragraph (b)(1)(iii) of this section.

[64 FR 32628, June 17, 1999, as amended at 66 FR 34551, June 29, 2001; 72 FR 38, Jan. 3, 2007; 77 FR 49570, Aug. 16, 2012]

**§63.766 Storage vessel standards.**

(a) This section applies to each storage vessel with the potential for flash emissions (as defined in §63.761) subject to this subpart.

(b) The owner or operator of a storage vessel with the potential for flash emissions (as defined in §63.761) shall comply with one of the control requirements specified in paragraphs (b)(1) and (2) of this section.

(1) The owner or operator shall equip the affected storage vessel with the potential for flash emissions with a cover that is connected, through a closed-vent system that meets the conditions specified in §63.771(c), to a control device or a combination of control devices that meets any of the conditions specified in §63.771(d). The cover shall be designed and operated in accordance with the requirements of §63.771(b).

(2) The owner or operator of a pressure storage vessel that is designed to operate as a closed system shall operate the storage vessel with no detectable emissions at all times that material is in the storage vessel, except as provided for in paragraph (c) of this section.

(3) The owner or operator shall control air emissions by connecting the cover, through a closed-vent system that meets the conditions specified in §63.771(c), to a process natural gas line.

(c) One or more safety devices that vent directly to the atmosphere may be used on the storage vessel and air emission control equipment complying with paragraphs (b)(1) and (2) of this section.

(d) This section does not apply to storage vessels for which the owner or operator is subject to and controlled under the requirements specified in 40 CFR part 60, subparts Kb or OOOO; or is subject to and controlled under the requirements specified under 40 CFR part 63 subparts G or CC. Storage vessels subject to and controlled under 40 CFR part 60, subpart OOOO shall submit the periodic reports specified in §63.775(e).

[64 FR 32628, June 17, 1999, as amended at 77 FR 49571, Aug. 16, 2012]

**§§63.767-63.768 [Reserved]**

**§63.769 Equipment leak standards.**

(a) This section applies to equipment subject to this subpart and specified in paragraphs (a)(1) and (2) of this section that is located at a natural gas processing plant and operates in VHAP service equal to or greater than 300 hours per calendar year.

(1) Ancillary equipment, as defined in §63.761; and

(2) Compressors.

(b) This section does not apply to ancillary equipment and compressors for which the owner or operator is subject to and controlled under the requirements specified in subpart H of this part; or is subject to and controlled under the

requirements specified in 40 CFR part 60, subpart OOOO. Ancillary equipment and compressors subject to and controlled under 40 CFR part 60, subpart OOOO shall submit the periodic reports specified in §63.775(e).

(c) For each piece of ancillary equipment and each compressor subject to this section located at an existing or new source, the owner or operator shall meet the requirements specified in 40 CFR part 61, subpart V, §§61.241 through 61.247, except as specified in paragraphs (c)(1) through (8) of this section, except that for valves subject to §61.242-7(b) or §61.243-1, a leak is detected if an instrument reading of 500 ppm or greater is measured. A leak detected from a valve at a source constructed on or before August 23, 2011 shall be repaired in accordance with the schedule in §61.242-7(d), or by October 15, 2013, whichever is later. A leak detected from a valve at a source constructed after August 23, 2011 shall be repaired in accordance with the schedule in §61.242-7(d), or by October 15, 2012, whichever is later.

(1) Each pressure relief device in gas/vapor service shall be monitored quarterly and within 5 days after each pressure release to detect leaks, except under the following conditions.

(i) The owner or operator has obtained permission from the Administrator to use an alternative means of emission limitation that achieves a reduction in emissions of VHAP at least equivalent to that achieved by the control required in this subpart.

(ii) The pressure relief device is located in a nonfractionating facility that is monitored only by non-facility personnel, it may be monitored after a pressure release the next time the monitoring personnel are on site, instead of within 5 days. Such a pressure relief device shall not be allowed to operate for more than 30 days after a pressure release without monitoring.

(2) For pressure relief devices, if an instrument reading of 10,000 parts per million or greater is measured, a leak is detected.

(3) For pressure relief devices, when a leak is detected, it shall be repaired as soon as practicable, but no later than 15 calendar days after it is detected, unless a delay in repair of equipment is granted under 40 CFR 61.242-10.

(4) Sampling connection systems are exempt from the requirements of 40 CFR 61.242-5.

(5) Pumps in VHAP service, valves in gas/vapor and light liquid service, and pressure relief devices in gas/vapor service that are located at a nonfractionating plant that does not have the design capacity to process 283,000 standard cubic meters per day or more of field gas are exempt from the routine monitoring requirements of 40 CFR 61.242-2(a)(1) and 61.242-7(a), and paragraphs (c)(1) through (3) of this section.

(6) Pumps in VHAP service, valves in gas/vapor and light liquid service, and pressure relief devices in gas/vapor service located within a natural gas processing plant that is located on the Alaskan North Slope are exempt from the routine monitoring requirements of 40 CFR 61.242-2(a)(1) and 61.242-7(a), and paragraphs (c)(1) through (3) of this section.

(7) Reciprocating compressors in wet gas service are exempt from the compressor control requirements of 40 CFR 61.242-3.

(8) Flares, as defined in §63.761, used to comply with this subpart shall comply with the requirements of §63.11(b).

[64 FR 32628, June 17, 1999, as amended at 66 FR 34551, June 29, 2001; 77 FR 49571, Aug. 16, 2012]

#### **§63.770 [Reserved]**

#### **§63.771 Control equipment requirements.**

(a) This section applies to each cover, closed-vent system, and control device installed and operated by the owner or operator to control air emissions as required by the provisions of this subpart. Compliance with paragraphs (b), (c),

and (d) of this section will be determined by review of the records required by §63.774 and the reports required by §63.775, by review of performance test results, and by inspections.

(b) *Cover requirements.* (1) The cover and all openings on the cover (e.g., access hatches, sampling ports, and gauge wells) shall be designed to form a continuous barrier over the entire surface area of the liquid in the storage vessel.

(2) Each cover opening shall be secured in a closed, sealed position (e.g., covered by a gasketed lid or cap) whenever material is in the unit on which the cover is installed except during those times when it is necessary to use an opening as follows:

(i) To add material to, or remove material from the unit (this includes openings necessary to equalize or balance the internal pressure of the unit following changes in the level of the material in the unit);

(ii) To inspect or sample the material in the unit;

(iii) To inspect, maintain, repair, or replace equipment located inside the unit; or

(iv) To vent liquids, gases, or fumes from the unit through a closed-vent system to a control device designed and operated in accordance with the requirements of paragraphs (c) and (d) of this section.

(c) *Closed-vent system requirements.* (1) The closed-vent system shall route all gases, vapors, and fumes emitted from the material in an emissions unit to a control device that meets the requirements specified in paragraph (d) of this section.

(2) The closed-vent system shall be designed and operated with no detectable emissions.

(3) If the closed-vent system contains one or more bypass devices that could be used to divert all or a portion of the gases, vapors, or fumes from entering the control device, the owner or operator shall meet the requirements specified in paragraphs (c)(3)(i) and (c)(3)(ii) of this section.

(i) For each bypass device, except as provided for in paragraph (c)(3)(ii) of this section, the owner or operator shall either:

(A) At the inlet to the bypass device that could divert the stream away from the control device to the atmosphere, properly install, calibrate, maintain, and operate a flow indicator that is capable of taking periodic readings and sounding an alarm when the bypass device is open such that the stream is being, or could be, diverted away from the control device to the atmosphere; or

(B) Secure the bypass device valve installed at the inlet to the bypass device in the non-diverting position using a car-seal or a lock-and-key type configuration.

(ii) Low leg drains, high point bleeds, analyzer vents, open-ended valves or lines, and safety devices are not subject to the requirements of paragraph (c)(3)(i) of this section.

(d) *Control device requirements for sources except small glycol dehydration units.* Owners and operators of small glycol dehydration units, shall comply with the control device requirements in paragraph (f) of this section.

(1) The control device used to reduce HAP emissions in accordance with the standards of this subpart shall be one of the control devices specified in paragraphs (d)(1)(i) through (iii) of this section.

(i) An enclosed combustion device (e.g., thermal vapor incinerator, catalytic vapor incinerator, boiler, or process heater) that is designed and operated in accordance with one of the following performance requirements:

(A) Reduces the mass content of either TOC or total HAP in the gases vented to the device by 95.0 percent by weight or greater as determined in accordance with the requirements of §63.772(e); or

(B) Reduces the concentration of either TOC or total HAP in the exhaust gases at the outlet to the device to a level equal to or less than 20 parts per million by volume on a dry basis corrected to 3 percent oxygen as determined in accordance with the requirements of §63.772(e); or

(C) Operates at a minimum temperature of 760 degrees C, provided the control device has demonstrated, under §63.772(e), that combustion zone temperature is an indicator of destruction efficiency.

(D) If a boiler or process heater is used as the control device, then the vent stream shall be introduced into the flame zone of the boiler or process heater.

(ii) A vapor recovery device (e.g., carbon adsorption system or condenser) or other non-destructive control device that is designed and operated to reduce the mass content of either TOC or total HAP in the gases vented to the device by 95.0 percent by weight or greater as determined in accordance with the requirements of §63.772(e).

(iii) A flare, as defined in §63.761, that is designed and operated in accordance with the requirements of §63.11(b).

(2) [Reserved]

(3) The owner or operator shall demonstrate that a control device achieves the performance requirements of paragraph (d)(1) of this section as specified in §63.772(e).

(4) The owner or operator shall operate each control device in accordance with the requirements specified in paragraphs (d)(4)(i) and (ii) of this section.

(i) Each control device used to comply with this subpart shall be operating at all times when gases, vapors, and fumes are vented from the HAP emissions unit or units through the closed-vent system to the control device, as required under §63.765, §63.766, and §63.769. An owner or operator may vent more than one unit to a control device used to comply with this subpart.

(ii) For each control device monitored in accordance with the requirements of §63.773(d), the owner or operator shall demonstrate compliance according to the requirements of §63.772(f) or (g), as applicable.

(5) For each carbon adsorption system used as a control device to meet the requirements of paragraph (d)(1) of this section, the owner or operator shall manage the carbon as follows:

(i) Following the initial startup of the control device, all carbon in the control device shall be replaced with fresh carbon on a regular, predetermined time interval that is no longer than the carbon service life established for the carbon adsorption system. Records identifying the schedule for replacement and records of each carbon replacement shall be maintained as required in §63.774(b)(7)(ix). The schedule for replacement shall be submitted with the Notification of Compliance Status Report as specified in §63.775(d)(5)(iv). Each carbon replacement must be reported in the Periodic Reports as specified in §63.772(e)(2)(xii).

(ii) The spent carbon removed from the carbon adsorption system shall be either regenerated, reactivated, or burned in one of the units specified in paragraphs (d)(5)(ii)(A) through (d)(5)(ii)(G) of this section.

(A) Regenerated or reactivated in a thermal treatment unit for which the owner or operator has been issued a final permit under 40 CFR part 270 that implements the requirements of 40 CFR part 264, subpart X.

(B) Regenerated or reactivated in a thermal treatment unit equipped with and operating air emission controls in accordance with this section.

(C) Regenerated or reactivated in a thermal treatment unit equipped with and operating organic air emission controls in accordance with a national emissions standard for HAP under another subpart in 40 CFR part 61 or this part.

(D) Burned in a hazardous waste incinerator for which the owner or operator has been issued a final permit under 40 CFR part 270 that implements the requirements of 40 CFR part 264, subpart O.

(E) Burned in a hazardous waste incinerator which the owner or operator has designed and operates in accordance with the requirements of 40 CFR part 265, subpart O.

(F) Burned in a boiler or industrial furnace for which the owner or operator has been issued a final permit under 40 CFR part 270 that implements the requirements of 40 CFR part 266, subpart H.

(G) Burned in a boiler or industrial furnace which the owner or operator has designed and operates in accordance with the interim status requirements of 40 CFR part 266, subpart H.

(e) *Process modification requirements.* Each owner or operator that chooses to comply with §63.765(c)(2) shall meet the requirements specified in paragraphs (e)(1) through (e)(3) of this section.

(1) The owner or operator shall determine glycol dehydration unit baseline operations (as defined in §63.761). Records of glycol dehydration unit baseline operations shall be retained as required under §63.774(b)(10).

(2) The owner or operator shall document, to the Administrator's satisfaction, the conditions for which glycol dehydration unit baseline operations shall be modified to achieve the 95.0 percent overall HAP emission reduction, or BTEX limit determined in §63.765(b)(1)(iii), as applicable, either through process modifications or through a combination of process modifications and one or more control devices. If a combination of process modifications and one or more control devices are used, the owner or operator shall also establish the emission reduction to be achieved by the control device to achieve an overall HAP emission reduction of 95.0 percent for the glycol dehydration unit process vent or, if applicable, the BTEX limit determined in §63.765(b)(1)(iii) for the small glycol dehydration unit process vent. Only modifications in glycol dehydration unit operations directly related to process changes, including but not limited to changes in glycol circulation rate or glycol-HAP absorbency, shall be allowed. Changes in the inlet gas characteristics or natural gas throughput rate shall not be considered in determining the overall emission reduction due to process modifications.

(3) The owner or operator that achieves a 95.0 percent HAP emission reduction or meets the BTEX limit determined in §63.765(b)(1)(iii), as applicable, using process modifications alone shall comply with paragraph (e)(3)(i) of this section. The owner or operator that achieves a 95.0 percent HAP emission reduction or meets the BTEX limit determined in §63.765(b)(1)(iii), as applicable, using a combination of process modifications and one or more control devices shall comply with paragraphs (e)(3)(i) and (ii) of this section.

(i) The owner or operator shall maintain records, as required in §63.774(b)(11), that the facility continues to operate in accordance with the conditions specified under paragraph (e)(2) of this section.

(ii) The owner or operator shall comply with the control device requirements specified in paragraph (d) or (f) of this section, as applicable, except that the emission reduction or limit achieved shall be the emission reduction or limit specified for the control device(s) in paragraph (e)(2) of this section.

(f) *Control device requirements for small glycol dehydration units.* (1) The control device used to meet BTEX the emission limit calculated in §63.765(b)(1)(iii) shall be one of the control devices specified in paragraphs (f)(1)(i) through (iii) of this section.

(i) An enclosed combustion device (e.g., thermal vapor incinerator, catalytic vapor incinerator, boiler, or process heater) that is designed and operated to meet the levels specified in paragraphs (f)(1)(i)(A) or (B) of this section. If a boiler or process heater is used as the control device, then the vent stream shall be introduced into the flame zone of the boiler or process heater.

(A) The mass content of BTEX in the gases vented to the device is reduced as determined in accordance with the requirements of §63.772(e).

(B) The concentration of either TOC or total HAP in the exhaust gases at the outlet of the device is reduced to a level equal to or less than 20 parts per million by volume on a dry basis corrected to 3 percent oxygen as determined in accordance with the requirements of §63.772(e).

(ii) A vapor recovery device (e.g., carbon adsorption system or condenser) or other non-destructive control device that is designed and operated to reduce the mass content of BTEX in the gases vented to the device as determined in accordance with the requirements of §63.772(e).

(iii) A flare, as defined in §63.761, that is designed and operated in accordance with the requirements of §63.11(b).

(2) The owner or operator shall operate each control device in accordance with the requirements specified in paragraphs (f)(2)(i) and (ii) of this section.

(i) Each control device used to comply with this subpart shall be operating at all times. An owner or operator may vent more than one unit to a control device used to comply with this subpart.

(ii) For each control device monitored in accordance with the requirements of §63.773(d), the owner or operator shall demonstrate compliance according to the requirements of either §63.772(f) or (h).

(3) For each carbon adsorption system used as a control device to meet the requirements of paragraph (f)(1)(ii) of this section, the owner or operator shall manage the carbon as required under (d)(5)(i) and (ii) of this section.

[64 FR 32628, June 17, 1999, as amended at 66 FR 34552, June 29, 2001; 68 FR 37353, June 23, 2003; 77 FR 49572, Aug. 16, 2012]

**§63.772 Test methods, compliance procedures, and compliance demonstrations.**

(a) *Determination of material VHAP or HAP concentration to determine the applicability of the equipment leak standards under this subpart (§63.769).* Each piece of ancillary equipment and compressors are presumed to be in VHAP service or in wet gas service unless an owner or operator demonstrates that the piece of equipment is not in VHAP service or in wet gas service.

(1) For a piece of ancillary equipment and compressors to be considered not in VHAP service, it must be determined that the percent VHAP content can be reasonably expected never to exceed 10.0 percent by weight. For the purposes of determining the percent VHAP content of the process fluid that is contained in or contacts a piece of ancillary equipment or compressor, you shall use the method in either paragraph (a)(1)(i) or paragraph (a)(1)(ii) of this section.

(i) Method 18 of 40 CFR part 60, appendix A, or

(ii) ASTM D6420-99 (2004), Standard Test Method for Determination of Gaseous Organic Compounds by Direct Interface Gas Chromatography-Mass Spectrometry (incorporated by reference—see §63.14), provided that the provisions of paragraphs (a)(1)(ii)(A) through (D) of this section are followed:

(A) The target compound(s) are those listed in section 1.1 of ASTM D6420-99 (2004);

(B) The target concentration is between 150 parts per billion by volume and 100 parts per million by volume;

(C) For target compound(s) not listed in Table 1.1 of ASTM D6420-99 (2004), but potentially detected by mass spectrometry, the additional system continuing calibration check after each run, as detailed in section 10.5.3 of ASTM D6420-99 (2004), is conducted, met, documented, and submitted with the data report, even if there is no moisture condenser used or the compound is not considered water soluble; and

(D) For target compound(s) not listed in Table 1.1 of ASTM D6420-99 (2004), and not amenable to detection by mass spectrometry, ASTM D6420-99 (2004) may not be used.

(2) For a piece of ancillary equipment and compressors to be considered in wet gas service, it must be determined that it contains or contacts the field gas before the extraction of natural gas liquids.

(b) *Determination of glycol dehydration unit flowrate, benzene emissions, or BTEX emissions.* The procedures of this paragraph shall be used by an owner or operator to determine glycol dehydration unit natural gas flowrate, benzene emissions, or BTEX emissions.

(1) The determination of actual flowrate of natural gas to a glycol dehydration unit shall be made using the procedures of either paragraph (b)(1)(i) or (b)(1)(ii) of this section.

(i) The owner or operator shall install and operate a monitoring instrument that directly measures natural gas flowrate to the glycol dehydration unit with an accuracy of plus or minus 2 percent or better. The owner or operator shall convert annual natural gas flowrate to a daily average by dividing the annual flowrate by the number of days per year the glycol dehydration unit processed natural gas.

(ii) The owner or operator shall document, to the Administrator's satisfaction, the actual annual average natural gas flowrate to the glycol dehydration unit.

(2) The determination of actual average benzene or BTEX emissions from a glycol dehydration unit shall be made using the procedures of either paragraph (b)(2)(i) or (ii) of this section. Emissions shall be determined either uncontrolled, or with federally enforceable controls in place.

(i) The owner or operator shall determine actual average benzene or BTEX emissions using the model GRI-GLYCalc™, Version 3.0 or higher, and the procedures presented in the associated GRI-GLYCalc™ Technical Reference Manual. Inputs to the model shall be representative of actual operating conditions of the glycol dehydration unit and may be determined using the procedures documented in the Gas Research Institute (GRI) report entitled "Atmospheric Rich/Lean Method for Determining Glycol Dehydrator Emissions" (GRI-95/0368.1); or

(ii) The owner or operator shall determine an average mass rate of benzene or BTEX emissions in kilograms per hour through direct measurement using the methods in §63.772(a)(1)(i) or (ii), or an alternative method according to §63.7(f). Annual emissions in kilograms per year shall be determined by multiplying the mass rate by the number of hours the unit is operated per year. This result shall be converted to megagrams per year.

(c) *No detectable emissions test procedure.* (1) The no detectable emissions test procedure shall be conducted in accordance with Method 21, 40 CFR part 60, appendix A.

(2) The detection instrument shall meet the performance criteria of Method 21, 40 CFR part 60, appendix A, except that the instrument response factor criteria in section 3.1.2(a) of Method 21 shall be for the average composition of the fluid and not for each individual organic compound in the stream.

(3) The detection instrument shall be calibrated before use on each day of its use by the procedures specified in Method 21, 40 CFR part 60, appendix A.

(4) Calibration gases shall be as follows:

(i) Zero air (less than 10 parts per million by volume hydrocarbon in air); and

(ii) A mixture of methane in air at a concentration less than 10,000 parts per million by volume.

(5) An owner or operator may choose to adjust or not adjust the detection instrument readings to account for the background organic concentration level. If an owner or operator chooses to adjust the instrument readings for the background level, the background level value must be determined according to the procedures in Method 21 of 40 CFR part 60, appendix A.

(6)(i) Except as provided in paragraph (c)(6)(ii) of this section, the detection instrument shall meet the performance criteria of Method 21 of 40 CFR part 60, appendix A, except the instrument response factor criteria in section 3.1.2(a) of Method 21 shall be for the average composition of the process fluid, not each individual volatile organic compound in the stream. For process streams that contain nitrogen, air, or other inert gases that are not organic hazardous air



pollutants or volatile organic compounds, the average stream response factor shall be calculated on an inert-free basis.

(ii) If no instrument is available at the facility that will meet the performance criteria specified in paragraph (c)(6)(i) of this section, the instrument readings may be adjusted by multiplying by the average response factor of the process fluid, calculated on an inert-free basis as described in paragraph (c)(6)(i) of this section.

(7) An owner or operator must determine if a potential leak interface operates with no detectable emissions using the applicable procedure specified in paragraph (c)(7)(i) or (c)(7)(ii) of this section.

(i) If an owner or operator chooses not to adjust the detection instrument readings for the background organic concentration level, then the maximum organic concentration value measured by the detection instrument is compared directly to the applicable value for the potential leak interface as specified in paragraph (c)(8) of this section.

(ii) If an owner or operator chooses to adjust the detection instrument readings for the background organic concentration level, the value of the arithmetic difference between the maximum organic concentration value measured by the instrument and the background organic concentration value as determined in paragraph (c)(5) of this section is compared with the applicable value for the potential leak interface as specified in paragraph (c)(8) of this section.

(8) A potential leak interface is determined to operate with no detectable organic emissions if the organic concentration value determined in paragraph (c)(7) of this section, is less than 500 parts per million by volume.

(d) *Test procedures and compliance demonstrations for small glycol dehydration units.* This paragraph applies to the test procedures for small dehydration units.

(1) If the owner or operator is using a control device to comply with the emission limit in §63.765(b)(1)(iii), the requirements of paragraph (e) of this section apply. Compliance is demonstrated using the methods specified in paragraph (f) of this section.

(2) If no control device is used to comply with the emission limit in §63.765(b)(1)(iii), the owner or operator must determine the glycol dehydration unit BTEX emissions as specified in paragraphs (d)(2)(i) through (iii) of this section. Compliance is demonstrated if the BTEX emissions determined as specified in paragraphs (d)(2)(i) through (iii) are less than the emission limit calculated using the equation in §63.765(b)(1)(iii).

(i) Method 1 or 1A, 40 CFR part 60, appendix A, as appropriate, shall be used for selection of the sampling sites at the outlet of the glycol dehydration unit process vent. Any references to particulate mentioned in Methods 1 and 1A do not apply to this section.

(ii) The gas volumetric flowrate shall be determined using Method 2, 2A, 2C, or 2D, 40 CFR part 60, appendix A, as appropriate.

(iii) The BTEX emissions from the outlet of the glycol dehydration unit process vent shall be determined using the procedures specified in paragraph (e)(3)(v) of this section. As an alternative, the mass rate of BTEX at the outlet of the glycol dehydration unit process vent may be calculated using the model GRI-GLYCalc<sup>TM</sup>, Version 3.0 or higher, and the procedures presented in the associated GRI-GLYCalc<sup>TM</sup> Technical Reference Manual. Inputs to the model shall be representative of actual operating conditions of the glycol dehydration unit and shall be determined using the procedures documented in the Gas Research Institute (GRI) report entitled "Atmospheric Rich/Lean Method for Determining Glycol Dehydrator Emissions" (GRI-95/0368.1). When the BTEX mass rate is calculated for glycol dehydration units using the model GRI-GLYCalc<sup>TM</sup>, all BTEX measured by Method 18, 40 CFR part 60, appendix A, shall be summed.

(e) *Control device performance test procedures.* This paragraph applies to the performance testing of control devices. The owners or operators shall demonstrate that a control device achieves the performance requirements of §63.771(d)(1), (e)(3)(ii) or (f)(1) using a performance test as specified in paragraph (e)(3) of this section. Owners or

operators using a condenser have the option to use a design analysis as specified in paragraph (e)(4) of this section. The owner or operator may elect to use the alternative procedures in paragraph (e)(5) of this section for performance testing of a condenser used to control emissions from a glycol dehydration unit process vent. Flares shall meet the provisions in paragraph (e)(2) of this section. As an alternative to conducting a performance test under this section for combustion control devices, a control device that can be demonstrated to meet the performance requirements of §63.771(d)(1), (e)(3)(ii) or (f)(1) through a performance test conducted by the manufacturer, as specified in paragraph (h) of this section, can be used.

(1) The following control devices are exempt from the requirements to conduct performance tests and design analyses under this section:

(i) Except as specified in paragraph (e)(2) of this section, a flare, as defined in §63.761, that is designed and operated in accordance with §63.11(b);

(ii) Except for control devices used for small glycol dehydration units, a boiler or process heater with a design heat input capacity of 44 megawatts or greater;

(iii) Except for control devices used for small glycol dehydration units, a boiler or process heater into which the vent stream is introduced with the primary fuel or is used as the primary fuel;

(iv) Except for control devices used for small glycol dehydration units, a boiler or process heater burning hazardous waste for which the owner or operator has either been issued a final permit under 40 CFR part 270 and complies with the requirements of 40 CFR part 266, subpart H; or has certified compliance with the interim status requirements of 40 CFR part 266, subpart H;

(v) Except for control devices used for small glycol dehydration units, a hazardous waste incinerator for which the owner or operator has been issued a final permit under 40 CFR part 270 and complies with the requirements of 40 CFR part 264, subpart O; or has certified compliance with the interim status requirements of 40 CFR part 265, subpart O.

(vi) A control device for which a performance test was conducted for determining compliance with a regulation promulgated by the EPA and the test was conducted using the same methods specified in this section and either no process changes have been made since the test, or the owner or operator can demonstrate that the results of the performance test, with or without adjustments, reliably demonstrate compliance despite process changes.

(2) An owner or operator shall design and operate each flare, as defined in §63.761, in accordance with the requirements specified in §63.11(b) and the compliance determination shall be conducted using Method 22 of 40 CFR part 60, appendix A, to determine visible emissions.

(3) For a performance test conducted to demonstrate that a control device meets the requirements of §63.771(d)(1), (e)(3)(ii) or (f)(1), the owner or operator shall use the test methods and procedures specified in paragraphs (e)(3)(i) through (v) of this section. The initial and periodic performance tests shall be conducted according to the schedule specified in paragraph (e)(3)(vi) of this section.

(i) Method 1 or 1A, 40 CFR part 60, appendix A, as appropriate, shall be used for selection of the sampling sites in paragraphs (e)(3)(i)(A) and (B) of this section. Any references to particulate mentioned in Methods 1 and 1A do not apply to this section.

(A) To determine compliance with the control device percent reduction requirement specified in §63.771(d)(1)(i)(A), (d)(1)(ii) or (e)(3)(ii), sampling sites shall be located at the inlet of the first control device, and at the outlet of the final control device.

(B) To determine compliance with the enclosed combustion device total HAP concentration limit specified in §63.771(d)(1)(i)(B), or the BTEX emission limit specified in §63.765(b)(1)(iii) the sampling site shall be located at the outlet of the combustion device.

(ii) The gas volumetric flowrate shall be determined using Method 2, 2A, 2C, or 2D, 40 CFR part 60, appendix A, as appropriate.

(iii) To determine compliance with the control device percent reduction performance requirement in §63.771(d)(1)(i)(A), (d)(1)(ii), and (e)(3)(ii), the owner or operator shall use one of the following methods: Method 18, 40 CFR part 60, appendix A; Method 25A, 40 CFR part 60, appendix A; ASTM D6420-99 (2004), as specified in §63.772(a)(1)(ii); or any other method or data that have been validated according to the applicable procedures in Method 301, 40 CFR part 63, appendix A. The following procedures shall be used to calculate percent reduction efficiency:

(A) The minimum sampling time for each run shall be 1 hour in which either an integrated sample or a minimum of four grab samples shall be taken. If grab sampling is used, then the samples shall be taken at approximately equal intervals in time, such as 15-minute intervals during the run.

(B) The mass rate of either TOC (minus methane and ethane) or total HAP ( $E_i$ ,  $E_o$ ) shall be computed using the equations and procedures specified in paragraphs (e)(3)(iii)(B)(1) through (3) of this section. As an alternative, the mass rate of either TOC (minus methane and ethane) or total HAP at the inlet of the control device ( $E_i$ ) may be calculated using the procedures specified in paragraph (e)(3)(iii)(B)(4) of this section.

(1) The following equations shall be used:

$$E_i = K_2 \left( \sum_{j=1}^n C_{ij} M_{ij} \right) Q_i$$

$$E_o = K_2 \left( \sum_{j=1}^n C_{oj} M_{oj} \right) Q_o$$

Where:

$C_{ij}$ ,  $C_{oj}$  = Concentration of sample component  $j$  of the gas stream at the inlet and outlet of the control device, respectively, dry basis, parts per million by volume.

$E_i$ ,  $E_o$  = Mass rate of TOC (minus methane and ethane) or total HAP at the inlet and outlet of the control device, respectively, dry basis, kilogram per hour.

$M_{ij}$ ,  $M_{oj}$  = Molecular weight of sample component  $j$  of the gas stream at the inlet and outlet of the control device, respectively, gram/gram-mole.

$Q_i$ ,  $Q_o$  = Flowrate of gas stream at the inlet and outlet of the control device, respectively, dry standard cubic meter per minute.

$K_2$  = Constant,  $2.494 \times 10^{-6}$  (parts per million) (gram-mole per standard cubic meter) (kilogram/gram) (minute/hour), where standard temperature (gram-mole per standard cubic meter) is 20 °C.

$n$  = Number of components in sample.

(2) When the TOC mass rate is calculated, all organic compounds (minus methane and ethane) measured by Method 18, 40 CFR part 60, appendix A, or Method 25A, 40 CFR part 60, appendix A, or ASTM D6420-99 (2004) as specified in §63.772(a)(1)(ii), shall be summed using the equations in paragraph (e)(3)(iii)(B)(1) of this section.

(3) When the total HAP mass rate is calculated, only HAP chemicals listed in Table 1 of this subpart shall be summed using the equations in paragraph (e)(3)(iii)(B)(1) of this section.

(4) As an alternative to the procedures for calculating  $E_i$  specified in paragraph (e)(3)(iii)(B)(1) of this section, the owner or operator may use the model GRI-GLYCalc™, Version 3.0 or higher, and the procedures presented in the associated GRI-GLYCalc™ Technical Reference Manual. Inputs to the model shall be representative of actual operating conditions of the glycol dehydration unit and shall be determined using the procedures documented in the Gas Research Institute (GRI) report entitled "Atmospheric Rich/Lean Method for Determining Glycol Dehydrator Emissions" (GRI-95/0368.1). When the TOC mass rate is calculated for glycol dehydration units using the model GRI-GLYCalc™, all organic compounds (minus methane and ethane) measured by Method 18, 40 CFR part 60, appendix A, or Method 25A, 40 CFR part 60, appendix A, shall be summed. When the total HAP mass rate is calculated for glycol dehydration units using the model GRI-GLYCalc™, only HAP chemicals listed in Table 1 of this subpart shall be summed.

(C) The percent reduction in TOC (minus methane and ethane) or total HAP shall be calculated as follows:

$$R_{cd} = \frac{E_i - E_o}{E_i} \times 100\%$$

Where:

$R_{cd}$  = Control efficiency of control device, percent.

$E_i$  = Mass rate of TOC (minus methane and ethane) or total HAP at the inlet to the control device as calculated under paragraph (e)(3)(iii)(B) of this section, kilograms TOC per hour or kilograms HAP per hour.

$E_o$  = Mass rate of TOC (minus methane and ethane) or total HAP at the outlet of the control device, as calculated under paragraph (e)(3)(iii)(B) of this section, kilograms TOC per hour or kilograms HAP per hour.

(D) If the vent stream entering a boiler or process heater with a design capacity less than 44 megawatts is introduced with the combustion air or as a secondary fuel, the weight-percent reduction of total HAP or TOC (minus methane and ethane) across the device shall be determined by comparing the TOC (minus methane and ethane) or total HAP in all combusted vent streams and primary and secondary fuels with the TOC (minus methane and ethane) or total HAP exiting the device, respectively.

(iv) To determine compliance with the enclosed combustion device total HAP concentration limit specified in §63.771(d)(1)(i)(B), the owner or operator shall use one of the following methods to measure either TOC (minus methane and ethane) or total HAP: Method 18, 40 CFR part 60, appendix A; Method 25A, 40 CFR part 60, appendix A; ASTM D6420-99 (2004), as specified in §63.772(a)(1)(ii), or any other method or data that have been validated according to Method 301 of appendix A of this part. The following procedures shall be used to calculate parts per million by volume concentration, corrected to 3 percent oxygen:

(A) The minimum sampling time for each run shall be 1 hour, in which either an integrated sample or a minimum of four grab samples shall be taken. If grab sampling is used, then the samples shall be taken at approximately equal intervals in time, such as 15-minute intervals during the run.

(B) The TOC concentration or total HAP concentration shall be calculated according to paragraph (e)(3)(iv)(B)(1) or (e)(3)(iv)(B)(2) of this section.

(1) The TOC concentration is the sum of the concentrations of the individual components and shall be computed for each run using the following equation:

$$C_{TOC} = \sum_{i=1}^x \frac{\left( \sum_{j=1}^n C_{ji} \right)}{x}$$

Where:

$C_{\text{TOC}}$  = entrainment of total organic compounds minus methane and ethane, dry basis, parts per million by volume.

$C_{ji}$  = Concentration of sample component j of sample i, dry basis, parts per million by volume.

n = Number of components in the sample.

x = Number of samples in the sample run.

(2) The total HAP concentration shall be computed according to the equation in paragraph (e)(3)(iv)(B)(1) of this section, except that only HAP chemicals listed in Table 1 of this subpart shall be summed.

(C) The TOC concentration or total HAP concentration shall be corrected to 3 percent oxygen as follows:

(1) The emission rate correction factor for excess air, integrated sampling and analysis procedures of Method 3A or 3B, 40 CFR part 60, appendix A, ASTM D6522-00 (Reapproved 2005), or ANSI/ASME PTC 19.10-1981, Part 10 (manual portion only) (incorporated by reference as specified in §63.14) shall be used to determine the oxygen concentration. The samples shall be taken during the same time that the samples are taken for determining TOC concentration or total HAP concentration.

(2) The TOC or HAP concentration shall be corrected for percent oxygen by using the following equation:

$$C_c = C_m \left( \frac{17.9}{20.9 - \%O_{2d}} \right)$$

Where:

$C_c$  = TOC concentration or total HAP concentration corrected to 3 percent oxygen, dry basis, parts per million by volume.

$C_m$  = TOC concentration or total HAP concentration, dry basis, parts per million by volume.

$\%O_{2d}$  = Concentration of oxygen, dry basis, percent by volume.

(v) To determine compliance with the BTEX emission limit specified in §63.765(b)(1)(iii) the owner or operator shall use one of the following methods: Method 18, 40 CFR part 60, appendix A; ASTM D6420-99 (Reapproved 2004), as specified in §63.772(a)(1)(ii) (incorporated by reference as specified in §63.14); or any other method or data that have been validated according to the applicable procedures in Method 301, 40 CFR part 63, appendix A. The following procedures shall be used to calculate BTEX emissions:

(A) The minimum sampling time for each run shall be 1 hour in which either an integrated sample or a minimum of four grab samples shall be taken. If grab sampling is used, then the samples shall be taken at approximately equal intervals in time, such as 15-minute intervals during the run.

(B) The mass rate of BTEX ( $E_o$ ) shall be computed using the equations and procedures specified in paragraphs (e)(3)(v)(B)(1) and (2) of this section.

(1) The following equation shall be used:

$$E_o = K_1 \left( \sum_{j=1}^n C_{oj} M_{oj} \right) Q_o$$

Where:

$E_o$  = Mass rate of BTEX at the outlet of the control device, dry basis, kilogram per hour.

$C_{oj}$  = Concentration of sample component  $j$  of the gas stream at the outlet of the control device, dry basis, parts per million by volume.

$M_{oj}$  = Molecular weight of sample component  $j$  of the gas stream at the outlet of the control device, gram/gram-mole.

$Q_o$  = Flowrate of gas stream at the outlet of the control device, dry standard cubic meter per minute.

$K_2$  = Constant,  $2.494 \times 10^{-6}$  (parts per million) (gram-mole per standard cubic meter) (kilogram/gram) (minute/hour), where standard temperature (gram-mole per standard cubic meter) is 20 degrees C.

$n$  = Number of components in sample.

(2) When the BTEX mass rate is calculated, only BTEX compounds measured by Method 18, 40 CFR part 60, appendix A, or ASTM D6420-99 (Reapproved 2004) (incorporated by reference as specified in §63.14) as specified in §63.772(a)(1)(ii), shall be summed using the equations in paragraph (e)(3)(v)(B)(1) of this section.

(vi) The owner or operator shall conduct performance tests according to the schedule specified in paragraphs (e)(3)(vi)(A) and (B) of this section.

(A) An initial performance test shall be conducted within 180 days after the compliance date that is specified for each affected source in §63.760(f)(7) through (8), except that the initial performance test for existing combustion control devices (*i.e.*, control devices installed on or before August 23, 2011) at major sources shall be conducted no later than October 15, 2015. If the owner or operator of an existing combustion control device at a major source chooses to replace such device with a control device whose model is tested under §63.772(h), then the newly installed device shall comply with all provisions of this subpart no later than October 15, 2015. The performance test results shall be submitted in the Notification of Compliance Status Report as required in §63.775(d)(1)(ii).

(B) Periodic performance tests shall be conducted for all control devices required to conduct initial performance tests except as specified in paragraphs (e)(3)(vi)(B)(1) and (2) of this section. The first periodic performance test shall be conducted no later than 60 months after the initial performance test required in paragraph (e)(3)(vi)(A) of this section. Subsequent periodic performance tests shall be conducted at intervals no longer than 60 months following the previous periodic performance test or whenever a source desires to establish a new operating limit. The periodic performance test results must be submitted in the next Periodic Report as specified in §63.775(e)(2)(xi). Combustion control devices meeting the criteria in either paragraph (e)(3)(vi)(B)(1) or (2) of this section are not required to conduct periodic performance tests.

(1) A control device whose model is tested under, and meets the criteria of, §63.772(h), or

(2) A combustion control device demonstrating during the performance test under §63.772(e) that combustion zone temperature is an indicator of destruction efficiency and operates at a minimum temperature of 760 degrees C.

(4) For a condenser design analysis conducted to meet the requirements of §63.771(d)(1), (e)(3)(ii), or (f)(1), the owner or operator shall meet the requirements specified in paragraphs (e)(4)(i) and (ii) of this section. Documentation of the design analysis shall be submitted as a part of the Notification of Compliance Status Report as required in §63.775(d)(1)(i).

(i) The condenser design analysis shall include an analysis of the vent stream composition, constituent concentrations, flowrate, relative humidity, and temperature, and shall establish the design outlet organic compound concentration level, design average temperature of the condenser exhaust vent stream, and the design average temperatures of the coolant fluid at the condenser inlet and outlet. As an alternative to the condenser design analysis, an owner or operator may elect to use the procedures specified in paragraph (e)(5) of this section.

(ii) If the owner or operator and the Administrator do not agree on a demonstration of control device performance using a design analysis then the disagreement shall be resolved using the results of a performance test performed by the owner or operator in accordance with the requirements of paragraph (e)(3) of this section. The Administrator may choose to have an authorized representative observe the performance test.

(5) As an alternative to the procedures in paragraph (e)(4)(i) of this section, an owner or operator may elect to use the procedures documented in the GRI report entitled, "Atmospheric Rich/Lean Method for Determining Glycol Dehydrator Emissions" (GRI-95/0368.1) as inputs for the model GRI-GLYCalc™, Version 3.0 or higher, to generate a condenser performance curve.

(f) *Compliance demonstration for control device performance requirements.* This paragraph applies to the demonstration of compliance with the control device performance requirements specified in §63.771(d)(1)(i), (e)(3), and (f)(1). Compliance shall be demonstrated using the requirements in paragraphs (f)(1) through (3) of this section. As an alternative, an owner or operator that installs a condenser as the control device to achieve the requirements specified in §63.771(d)(1)(ii), (e)(3), or (f)(1) may demonstrate compliance according to paragraph (g) of this section. An owner or operator may switch between compliance with paragraph (f) of this section and compliance with paragraph (g) of this section only after at least 1 year of operation in compliance with the selected approach. Notification of such a change in the compliance method shall be reported in the next Periodic Report, as required in §63.775(e), following the change.

(1) The owner or operator shall establish a site specific maximum or minimum monitoring parameter value (as appropriate) according to the requirements of §63.773(d)(5)(i).

(2) The owner or operator shall calculate the daily average of the applicable monitored parameter in accordance with §63.773(d)(4) except that the inlet gas flowrate to the control device shall not be averaged.

(3) Compliance with the operating parameter limit is achieved when the daily average of the monitoring parameter value calculated under paragraph (f)(2) of this section is either equal to or greater than the minimum or equal to or less than the maximum monitoring value established under paragraph (f)(1) of this section. For inlet gas flowrate, compliance with the operating parameter limit is achieved when the value is equal to or less than the value established under §63.772(h) or under the performance test conducted under §63.772(e), as applicable.

(4) Except for periods of monitoring system malfunctions, repairs associated with monitoring system malfunctions, and required monitoring system quality assurance or quality control activities (including, as applicable, system accuracy audits and required zero and span adjustments), the CMS required in §63.773(d) must be operated at all times the affected source is operating. A monitoring system malfunction is any sudden, infrequent, not reasonably preventable failure of the monitoring system to provide valid data. Monitoring system failures that are caused in part by poor maintenance or careless operation are not malfunctions. Monitoring system repairs are required to be completed in response to monitoring system malfunctions and to return the monitoring system to operation as expeditiously as practicable.

(5) Data recorded during monitoring system malfunctions, repairs associated with monitoring system malfunctions, or required monitoring system quality assurance or control activities may not be used in calculations used to report emissions or operating levels. All the data collected during all other required data collection periods must be used in assessing the operation of the control device and associated control system.

(6) Except for periods of monitoring system malfunctions, repairs associated with monitoring system malfunctions, and required quality monitoring system quality assurance or quality control activities (including, as applicable, system accuracy audits and required zero and span adjustments), failure to collect required data is a deviation of the monitoring requirements.

(g) *Compliance demonstration with percent reduction or emission limit performance requirements—condensers.* This paragraph applies to the demonstration of compliance with the performance requirements specified in §63.771(d)(1)(ii), (e)(3), or (f)(1) for condensers. Compliance shall be demonstrated using the procedures in paragraphs (g)(1) through (3) of this section.

(1) The owner or operator shall establish a site-specific condenser performance curve according to §63.773(d)(5)(ii). For sources required to meet the BTEX limit in accordance with §63.771(e) or (f)(1) the owner or operator shall identify the minimum percent reduction necessary to meet the BTEX limit.

(2) Compliance with the requirements in §63.771(d)(1)(ii), (e)(3), or (f)(1) shall be demonstrated by the procedures in paragraphs (g)(2)(i) through (iii) of this section.

(i) The owner or operator must calculate the daily average condenser outlet temperature in accordance with §63.773(d)(4).

(ii) The owner or operator shall determine the condenser efficiency for the current operating day using the daily average condenser outlet temperature calculated under paragraph (g)(2)(i) of this section and the condenser performance curve established under paragraph (g)(1) of this section.

(iii) Except as provided in paragraphs (g)(2)(iii)(A) and (B) of this section, at the end of each operating day, the owner or operator shall calculate the 365-day average HAP, or BTEX, emission reduction, as appropriate, from the condenser efficiencies as determined in paragraph (g)(2)(ii) of this section for the preceding 365 operating days. If the owner or operator uses a combination of process modifications and a condenser in accordance with the requirements of §63.771(e), the 365-day average HAP, or BTEX, emission reduction shall be calculated using the emission reduction achieved through process modifications and the condenser efficiency as determined in paragraph (g)(2)(ii) of this section, both for the previous 365 operating days.

(A) After the compliance dates specified in §63.760(f), an owner or operator with less than 120 days of data for determining average HAP, or BTEX, emission reduction, as appropriate, shall calculate the average HAP, or BTEX emission reduction, as appropriate, for the first 120 days of operation after the compliance dates. For sources required to meet the overall 95.0 percent reduction requirement, compliance is achieved if the 120-day average HAP emission reduction is equal to or greater than 90.0 percent. For sources required to meet the BTEX limit under §63.765(b)(1)(iii), compliance is achieved if the average BTEX emission reduction is at least 95.0 percent of the required 365-day value identified under paragraph (g)(1) of this section (*i.e.*, at least 76.0 percent if the 365-day design value is 80.0 percent).

(B) After 120 days and no more than 364 days of operation after the compliance dates specified in §63.760(f), the owner or operator shall calculate the average HAP emission reduction as the HAP emission reduction averaged over the number of days between the current day and the applicable compliance date. For sources required to meet the overall 95.0-percent reduction requirement, compliance with the performance requirements is achieved if the average HAP emission reduction is equal to or greater than 90.0 percent. For sources required to meet the BTEX limit under §63.765(b)(1)(iii), compliance is achieved if the average BTEX emission reduction is at least 95.0 percent of the required 365-day value identified under paragraph (g)(1) of this section (*i.e.*, at least 76.0 percent if the 365-day design value is 80.0 percent).

(3) If the owner or operator has data for 365 days or more of operation, compliance is achieved based on the applicable criteria in paragraphs (g)(3)(i) or (ii) of this section.

(i) For sources meeting the HAP emission reduction specified in §63.771(d)(1)(ii) or (e)(3) the average HAP emission reduction calculated in paragraph (g)(2)(iii) of this section is equal to or greater than 95.0 percent.

(ii) For sources required to meet the BTEX limit under §63.771(e)(3) or (f)(1), compliance is achieved if the average BTEX emission reduction calculated in paragraph (g)(2)(iii) of this section is equal to or greater than the minimum percent reduction identified in paragraph (g)(1) of this section.

(h) *Performance testing for combustion control devices—manufacturers' performance test.* (1) This paragraph applies to the performance testing of a combustion control device conducted by the device manufacturer. The manufacturer shall demonstrate that a specific model of control device achieves the performance requirements in paragraph (h)(7) of this section by conducting a performance test as specified in paragraphs (h)(2) through (6) of this section.

(2) Performance testing shall consist of three one-hour (or longer) test runs for each of the four following firing rate settings making a total of 12 test runs per test. Propene (propylene) gas shall be used for the testing fuel. All fuel analyses shall be performed by an independent third-party laboratory (not affiliated with the control device manufacturer or fuel supplier).



(i) 90-100 percent of maximum design rate (fixed rate).

(ii) 70-100-70 percent (ramp up, ramp down). Begin the test at 70 percent of the maximum design rate. During the first 5 minutes, incrementally ramp the firing rate to 100 percent of the maximum design rate. Hold at 100 percent for 5 minutes. In the 10-15 minute time range, incrementally ramp back down to 70 percent of the maximum design rate. Repeat three more times for a total of 60 minutes of sampling.

(iii) 30-70-30 percent (ramp up, ramp down). Begin the test at 30 percent of the maximum design rate. During the first 5 minutes, incrementally ramp the firing rate to 70 percent of the maximum design rate. Hold at 70 percent for 5 minutes. In the 10-15 minute time range, incrementally ramp back down to 30 percent of the maximum design rate. Repeat three more times for a total of 60 minutes of sampling.

(iv) 0-30-0 percent (ramp up, ramp down). Begin the test at 0 percent of the maximum design rate. During the first 5 minutes, incrementally ramp the firing rate to 30 percent of the maximum design rate. Hold at 30 percent for 5 minutes. In the 10-15 minute time range, incrementally ramp back down to 0 percent of the maximum design rate. Repeat three more times for a total of 60 minutes of sampling.

(3) All models employing multiple enclosures shall be tested simultaneously and with all burners operational. Results shall be reported for the each enclosure individually and for the average of the emissions from all interconnected combustion enclosures/chambers. Control device operating data shall be collected continuously throughout the performance test using an electronic Data Acquisition System and strip chart. Data shall be submitted with the test report in accordance with paragraph (h)(8)(iii) of this section.

(4) Inlet gas testing shall be conducted as specified in paragraphs (h)(4)(i) through (iii) of this section.

(i) The inlet gas flow metering system shall be located in accordance with Method 2A, 40 CFR part 60, appendix A-1, (or other approved procedure) to measure inlet gas flowrate at the control device inlet location. The fitting for filling inlet gas sample containers shall be located a minimum of 8 pipe diameters upstream of any inlet gas flow monitoring meter.

(ii) Inlet gas flowrate shall be determined using Method 2A, 40 CFR part 60, appendix A-1. Record the start and stop reading for each 60-minute THC test. Record the inlet gas pressure and temperature at 5-minute intervals throughout each 60-minute THC test.

(iii) Inlet gas fuel sampling shall be conducted in accordance with the criteria in paragraphs (h)(4)(iii)(A) and (B) of this section.

(A) At the inlet gas sampling location, securely connect a Silonite-coated stainless steel evacuated canister fitted with a flow controller sufficient to fill the canister over a 3 hour period. Filling shall be conducted as specified in the following:

(1) Open the canister sampling valve at the beginning of the total hydrocarbon (THC) test, and close the canister at the end of each THC run.

(2) Fill one canister across the three test runs for each THC test such that one composite fuel sample exists for each test condition.

(3) Label the canisters individually and record on a chain of custody form.

(B) Each inlet gas sample shall be analyzed using the following methods. The results shall be included in the test report.

(1) Hydrocarbon compounds containing between one and five atoms of carbon plus benzene using ASTM D1945-03 (Reapproved 2010) (incorporated by reference as specified in §63.14).

(2) Hydrogen (H<sub>2</sub>), carbon monoxide (CO), carbon dioxide (CO<sub>2</sub>), nitrogen (N<sub>2</sub>), oxygen (O<sub>2</sub>) using ASTM D1945-03 (Reapproved 2010) (incorporated by reference as specified in §63.14).

(3) Higher heating value using ASTM D3588-98 (Reapproved 2003) or ASTM D4891-89 (Reapproved 2006) (incorporated by reference as specified in §63.14).

(5) Outlet testing shall be conducted in accordance with the criteria in paragraphs (h)(5)(i) through (v) of this section.

(i) Sampling and flowrate measured in accordance with the following:

(A) The outlet sampling location shall be a minimum of 4 equivalent stack diameters downstream from the highest peak flame or any other flow disturbance, and a minimum of one equivalent stack diameter upstream of the exit or any other flow disturbance. A minimum of two sample ports shall be used.

(B) Flowrate shall be measured using Method 1, 40 CFR part 60, Appendix 1, for determining flow measurement traverse point location; and Method 2, 40 CFR part 60, Appendix 1, shall be used to measure duct velocity. If low flow conditions are encountered (*i.e.*, velocity pressure differentials less than 0.05 inches of water) during the performance test, a more sensitive manometer or other pressure measurement device shall be used to obtain an accurate flow profile.

(ii) Molecular weight shall be determined as specified in paragraphs (h)(4)(iii)(B) and (h)(5)(ii)(A) and (B) of this section.

(A) An integrated bag sample shall be collected during the Method 4, 40 CFR part 60, Appendix A, moisture test. Analyze the bag sample using a gas chromatograph-thermal conductivity detector (GC-TCD) analysis meeting the following criteria:

(1) Collect the integrated sample throughout the entire test, and collect representative volumes from each traverse location.

(2) The sampling line shall be purged with stack gas before opening the valve and beginning to fill the bag.

(3) The bag contents shall be vigorously mixed prior to the GC analysis.

(4) The GC-TCD calibration procedure in Method 3C, 40 CFR part 60, Appendix A, shall be modified by using EPAAlt-045 as follows: For the initial calibration, triplicate injections of any single concentration must agree within 5 percent of their mean to be valid. The calibration response factor for a single concentration re-check must be within 10 percent of the original calibration response factor for that concentration. If this criterion is not met, the initial calibration using at least three concentration levels shall be repeated.

(B) Report the molecular weight of: O<sub>2</sub>, CO<sub>2</sub>, methane (CH<sub>4</sub>), and N<sub>2</sub> and include in the test report submitted under §63.775(d)(iii). Moisture shall be determined using Method 4, 40 CFR part 60, Appendix A. Traverse both ports with the Method 4, 40 CFR part 60, Appendix A, sampling train during each test run. Ambient air shall not be introduced into the Method 3C, 40 CFR part 60, Appendix A, integrated bag sample during the port change.

(iii) Carbon monoxide shall be determined using Method 10, 40 CFR part 60, Appendix A, or ASTM D6522-00 (Reapproved 2005), (incorporated by reference as specified in §63.14). The test shall be run at the same time and with the sample points used for the EPA Method 25A, 40 CFR part 60, Appendix A, testing. An instrument range of 0-10 per million by volume-dry (ppmvd) shall be used.

(iv) Visible emissions shall be determined using Method 22, 40 CFR part 60, Appendix A. The test shall be performed continuously during each test run. A digital color photograph of the exhaust point, taken from the position of the observer and annotated with date and time, will be taken once per test run and the four photos included in the test report.

(v) Excess air shall be determined using resultant data from the EPA Method 3C tests and EPA Method 3B, 40 CFR part 60, Appendix A, equation 3B-1 or ANSI/ASME PTC 19.10, 1981-Part 10 (manual portion only) (incorporated by reference as specified in §63.14).

(6) Total hydrocarbons (THC) shall be determined as specified by the following criteria:

(i) Conduct THC sampling using Method 25A, 40 CFR part 60, Appendix A, except the option for locating the probe in the center 10 percent of the stack shall not be allowed. The THC probe must be traversed to 16.7 percent, 50 percent, and 83.3 percent of the stack diameter during each test.

(ii) A valid test shall consist of three Method 25A, 40 CFR part 60, Appendix A, tests, each no less than 60 minutes in duration.

(iii) A 0-10 parts per million by volume-wet (ppmvw) (as propane) measurement range is preferred; as an alternative a 0-30 ppmvw (as carbon) measurement range may be used.

(iv) Calibration gases will be propane in air and be certified through EPA Protocol 1—"EPA Traceability Protocol for Assay and Certification of Gaseous Calibration Standards," September 1997, as amended August 25, 1999, EPA-600/R-97/121 (or more recent if updated since 1999).

(v) THC measurements shall be reported in terms of ppmvw as propane.

(vi) THC results shall be corrected to 3 percent CO<sub>2</sub>, as measured by Method 3C, 40 CFR part 60, Appendix A.

(vii) Subtraction of methane/ethane from the THC data is not allowed in determining results.

(7) Performance test criteria:

(i) The control device model tested must meet the criteria in paragraphs (h)(7)(i)(A) through (C) of this section:

(A) Method 22, 40 CFR part 60, Appendix A, results under paragraph (h)(5)(v) of this section with no indication of visible emissions, and

(B) Average Method 25A, 40 CFR part 60, Appendix A, results under paragraph (h)(6) of this section equal to or less than 10.0 ppmvw THC as propane corrected to 3.0 percent CO<sub>2</sub>, and

(C) Average CO emissions determined under paragraph (h)(5)(iv) of this section equal to or less than 10 parts ppmvd, corrected to 3.0 percent CO<sub>2</sub>.

(D) Excess combustion air shall be equal to or greater than 150 percent.

(ii) The manufacturer shall determine a maximum inlet gas flowrate which shall not be exceeded for each control device model to achieve the criteria in paragraph (h)(7)(i) of this section.

(iii) A control device meeting the criteria in paragraphs (h)(7)(i)(A) through (C) of this section will have demonstrated a destruction efficiency of 95.0 percent for HAP regulated under this subpart.

(8) The owner or operator of a combustion control device model tested under this section shall submit the information listed in paragraphs (h)(8)(i) through (iii) of this section in the test report required under §63.775(d)(1)(iii).

(i) Full schematic of the control device and dimensions of the device components.

(ii) Design net heating value (minimum and maximum) of the device.

(iii) Test fuel gas flow range (in both mass and volume). Include the minimum and maximum allowable inlet gas flowrate.

(iv) Air/stream injection/assist ranges, if used.

(v) The test parameter ranges listed in paragraphs (h)(8)(v)(A) through (O) of this section, as applicable for the tested model.

(A) Fuel gas delivery pressure and temperature.

(B) Fuel gas moisture range.

(C) Purge gas usage range.

(D) Condensate (liquid fuel) separation range.

(E) Combustion zone temperature range. This is required for all devices that measure this parameter.

(F) Excess combustion air range.

(G) Flame arrestor(s).

(H) Burner manifold pressure.

(I) Pilot flame sensor.

(J) Pilot flame design fuel and fuel usage.

(K) Tip velocity range.

(L) Momentum flux ratio.

(M) Exit temperature range.

(N) Exit flowrate.

(O) Wind velocity and direction.

(vi) The test report shall include all calibration quality assurance/quality control data, calibration gas values, gas cylinder certification, and strip charts annotated with test times and calibration values.

(i) *Compliance demonstration for combustion control devices—manufacturers' performance test.* This paragraph applies to the demonstration of compliance for a combustion control device tested under the provisions in paragraph (h) of this section. Owners or operators shall demonstrate that a control device achieves the performance requirements of §63.771(d)(1), (e)(3)(ii) or (f)(1), by installing a device tested under paragraph (h) of this section and complying with the following criteria:

(1) The inlet gas flowrate shall meet the range specified by the manufacturer. Flowrate shall be calculated as specified in §63.773(d)(3)(i)(H)(1).

(2) A pilot flame shall be present at all times of operation. The pilot flame shall be monitored in accordance with §63.773(d)(3)(i)(H)(2).

(3) Devices shall be operated with no visible emissions, except for periods not to exceed a total of 2 minutes during any hour. A visible emissions test using Method 22, 40 CFR part 60, Appendix A, shall be performed each calendar quarter. The observation period shall be 1 hour and shall be conducted according to EPA Method 22, 40 CFR part 60, Appendix A.

(4) Compliance with the operating parameter limit is achieved when the following criteria are met:

(i) The inlet gas flowrate monitored under paragraph (i)(1) of this section is equal to or below the maximum established by the manufacturer; and

(ii) The pilot flame is present at all times; and

(iii) During the visible emissions test performed under paragraph (i)(3) of this section the duration of visible emissions does not exceed a total of 2 minutes during the observation period. Devices failing the visible emissions test shall follow manufacturers repair instructions, if available, or best combustion engineering practice as outlined in the unit inspection and maintenance plan, to return the unit to compliant operation. All repairs and maintenance activities for each unit shall be recorded in a maintenance and repair log and shall be available on site for inspection.

(iv) Following return to operation from maintenance or repair activity, each device must pass a Method 22 visual observation as described in paragraph (i)(3) of this section.

[64 FR 32628, June 17, 1999, as amended at 66 FR 34552, June 29, 2001; 72 FR 38, Jan. 3, 2007; 77 FR 49573, Aug. 16, 2012]

**§63.773 Inspection and monitoring requirements.**

(a) This section applies to an owner or operator using air emission controls in accordance with the requirements of §§63.765 and 63.766.

(b) The owner or operator of a control device whose model was tested under §63.772(h) shall develop an inspection and maintenance plan for each control device. At a minimum, the plan shall contain the control device manufacturer's recommendations for ensuring proper operation of the device. Semi-annual inspections shall be conducted for each control device with maintenance and replacement of control device components made in accordance with the plan.

(c) *Cover and closed-vent system inspection and monitoring requirements.* (1) For each closed-vent system or cover required to comply with this section, the owner or operator shall comply with the requirements of paragraphs (c) (2) through (7) of this section.

(2) Except as provided in paragraphs (c)(5) and (6) of this section, each closed-vent system shall be inspected according to the procedures and schedule specified in paragraphs (c)(2)(i) and (ii) of this section, each cover shall be inspected according to the procedures and schedule specified in paragraph (c)(2)(iii) of this section, and each bypass device shall be inspected according to the procedures of paragraph (c)(2)(iv) of this section.

(i) For each closed-vent system joints, seams, or other connections that are permanently or semi-permanently sealed (e.g., a welded joint between two sections of hard piping or a bolted and gasketed ducting flange), the owner or operator shall:

(A) Conduct an initial inspection according to the procedures specified in §63.772(c) to demonstrate that the closed-vent system operates with no detectable emissions. Inspection results shall be submitted with the Notification of Compliance Status Report as specified in §63.775(d)(1) or (2).

(B) Conduct annual visual inspections for defects that could result in air emissions. Defects include, but are not limited to, visible cracks, holes, or gaps in piping; loose connections; or broken or missing caps or other closure devices. The owner or operator shall monitor a component or connection using the procedures in §63.772(c) to demonstrate that it operates with no detectable emissions following any time the component is repaired or replaced or the connection is unsealed. Inspection results shall be submitted in the Periodic Report as specified in §63.775(e)(2)(iii).

(ii) For closed-vent system components other than those specified in paragraph (c)(2)(i) of this section, the owner or operator shall:

(A) Conduct an initial inspection according to the procedures specified in §63.772(c) to demonstrate that the closed-vent system operates with no detectable emissions. Inspection results shall be submitted with the Notification of Compliance Status Report as specified in §63.775(d)(1) or (2).

(B) Conduct annual inspections according to the procedures specified in §63.772(c) to demonstrate that the components or connections operate with no detectable emissions. Inspection results shall be submitted in the Periodic Report as specified in §63.775(e)(2)(iii).

(C) Conduct annual visual inspections for defects that could result in air emissions. Defects include, but are not limited to, visible cracks, holes, or gaps in ductwork; loose connections; or broken or missing caps or other closure devices. Inspection results shall be submitted in the Periodic Report as specified in §63.775(e)(2)(iii).

(iii) For each cover, the owner or operator shall:

(A) Conduct visual inspections for defects that could result in air emissions. Defects include, but are not limited to, visible cracks, holes, or gaps in the cover, or between the cover and the separator wall; broken, cracked, or otherwise damaged seals or gaskets on closure devices; and broken or missing hatches, access covers, caps, or other closure devices. In the case where the storage vessel is buried partially or entirely underground, inspection is required only for those portions of the cover that extend to or above the ground surface, and those connections that are on such portions of the cover (e.g., fill ports, access hatches, gauge wells, etc.) and can be opened to the atmosphere.

(B) The inspections specified in paragraph (c)(2)(iii)(A) of this section shall be conducted initially, following the installation of the cover. Inspection results shall be submitted with the Notification of Compliance Status Report as specified in §63.775(d)(12). Thereafter, the owner or operator shall perform the inspection at least once every calendar year, except as provided in paragraphs (c)(5) and (6) of this section. Annual inspection results shall be submitted in the Periodic Report as specified in §63.775(e)(2)(iii).

(iv) For each bypass device, except as provided for in §63.771(c)(3)(ii), the owner or operator shall either:

(A) At the inlet to the bypass device that could divert the steam away from the control device to the atmosphere, set the flow indicator to take a reading at least once every 15 minutes; or

(B) If the bypass device valve installed at the inlet to the bypass device is secured in the non-diverting position using a car-seal or a lock-and-key type configuration, visually inspect the seal or closure mechanism at least once every month to verify that the valve is maintained in the non-diverting position and the vent stream is not diverted through the bypass device.

(3) In the event that a leak or defect is detected, the owner or operator shall repair the leak or defect as soon as practicable, except as provided in paragraph (c)(4) of this section.

(i) A first attempt at repair shall be made no later than 5 calendar days after the leak is detected.

(ii) Repair shall be completed no later than 15 calendar days after the leak is detected.

(4) Delay of repair of a closed-vent system or cover for which leaks or defects have been detected is allowed if the repair is technically infeasible without a shutdown, as defined in §63.761, or if the owner or operator determines that emissions resulting from immediate repair would be greater than the fugitive emissions likely to result from delay of repair. Repair of such equipment shall be complete by the end of the next shutdown.

(5) Any parts of the closed-vent system or cover that are designated, as described in paragraphs (c)(5) (i) and (ii) of this section, as unsafe to inspect are exempt from the inspection requirements of paragraphs (c)(2)(i), (ii), and (iii) of this section if:

(i) The owner or operator determines that the equipment is unsafe to inspect because inspecting personnel would be exposed to an imminent or potential danger as a consequence of complying with paragraphs (c)(2)(i), (ii), or (iii) of this section; and

(ii) The owner or operator has a written plan that requires inspection of the equipment as frequently as practicable during safe-to-inspect times.

(6) Any parts of the closed-vent system or cover that are designated, as described in paragraphs (c)(6) (i) and (ii) of this section, as difficult to inspect are exempt from the inspection requirements of paragraphs (c)(2)(i), (ii), and (iii) of this section if:

(i) The owner or operator determines that the equipment cannot be inspected without elevating the inspecting personnel more than 2 meters above a support surface; and

(ii) The owner or operator has a written plan that requires inspection of the equipment at least once every 5 years.

(7) Records shall be maintained as specified in §63.774(b)(5) through (8).

(d) *Control device monitoring requirements.* (1) For each control device, except as provided for in paragraph (d)(2) of this section, the owner or operator shall install and operate a continuous parameter monitoring system in accordance with the requirements of paragraphs (d)(3) through (7) of this section. Owners or operators that install and operate a flare in accordance with §63.771(d)(1)(iii) or (f)(1)(iii) are exempt from the requirements of paragraphs (d)(4) and (5) of this section. The continuous monitoring system shall be designed and operated so that a determination can be made on whether the control device is achieving the applicable performance requirements of §63.771(d), (e)(3), or (f)(1). Each continuous parameter monitoring system shall meet the following specifications and requirements:

(i) Each continuous parameter monitoring system shall measure data values at least once every hour and record either:

(A) Each measured data value; or

(B) Each block average value for each 1-hour period or shorter periods calculated from all measured data values during each period. If values are measured more frequently than once per minute, a single value for each minute may be used to calculate the hourly (or shorter period) block average instead of all measured values.

(ii) A site-specific monitoring plan must be prepared that addresses the monitoring system design, data collection, and the quality assurance and quality control elements outlined in paragraph (d) of this section and in §63.8(d). Each CPMS must be installed, calibrated, operated, and maintained in accordance with the procedures in your approved site-specific monitoring plan. Using the process described in §63.8(f)(4), you may request approval of monitoring system quality assurance and quality control procedures alternative to those specified in paragraphs (d)(1)(ii)(A) through (E) of this section in your site-specific monitoring plan.

(A) The performance criteria and design specifications for the monitoring system equipment, including the sample interface, detector signal analyzer, and data acquisition and calculations;

(B) Sampling interface (e.g., thermocouple) location such that the monitoring system will provide representative measurements;

(C) Equipment performance checks, system accuracy audits, or other audit procedures;

(D) Ongoing operation and maintenance procedures in accordance with provisions in §63.8(c)(1) and (3); and

(E) Ongoing reporting and recordkeeping procedures in accordance with provisions in §63.10(c), (e)(1), and (e)(2)(i).

(iii) The owner or operator must conduct the CPMS equipment performance checks, system accuracy audits, or other audit procedures specified in the site-specific monitoring plan at least once every 12 months.

(iv) The owner or operator must conduct a performance evaluation of each CPMS in accordance with the site-specific monitoring plan.

(2) An owner or operator is exempt from the monitoring requirements specified in paragraphs (d)(3) through (7) of this section for the following types of control devices:

(i) Except for control devices for small glycol dehydration units, a boiler or process heater in which all vent streams are introduced with the primary fuel or is used as the primary fuel; or

(ii) Except for control devices for small glycol dehydration units, a boiler or process heater with a design heat input capacity equal to or greater than 44 megawatts.

(3) The owner or operator shall install, calibrate, operate, and maintain a device equipped with a continuous recorder to measure the values of operating parameters appropriate for the control device as specified in either paragraph (d)(3)(i), (d)(3)(ii), or (d)(3)(iii) of this section.

(i) A continuous monitoring system that measures the following operating parameters as applicable:

(A) For a thermal vapor incinerator that demonstrates during the performance test conducted under §63.772(e) that the combustion zone temperature is an accurate indicator of performance, a temperature monitoring device equipped with a continuous recorder. The monitoring device shall have a minimum accuracy of  $\pm 2$  percent of the temperature being monitored in  $^{\circ}\text{C}$ , or  $\pm 2.5$   $^{\circ}\text{C}$ , whichever value is greater. The temperature sensor shall be installed at a location representative of the combustion zone temperature.

(B) For a catalytic vapor incinerator, a temperature monitoring device equipped with a continuous recorder. The device shall be capable of monitoring temperature at two locations and have a minimum accuracy of  $\pm 2$  percent of the temperature being monitored in  $^{\circ}\text{C}$ , or  $\pm 2.5$   $^{\circ}\text{C}$ , whichever value is greater. One temperature sensor shall be installed in the vent stream at the nearest feasible point to the catalyst bed inlet and a second temperature sensor shall be installed in the vent stream at the nearest feasible point to the catalyst bed outlet.

(C) For a flare, a heat sensing monitoring device equipped with a continuous recorder that indicates the continuous ignition of the pilot flame.

(D) For a boiler or process heater, a temperature monitoring device equipped with a continuous recorder. The temperature monitoring device shall have a minimum accuracy of  $\pm 2$  percent of the temperature being monitored in  $^{\circ}\text{C}$ , or  $\pm 2.5$   $^{\circ}\text{C}$ , whichever value is greater. The temperature sensor shall be installed at a location representative of the combustion zone temperature.

(E) For a condenser, a temperature monitoring device equipped with a continuous recorder. The temperature monitoring device shall have a minimum accuracy of  $\pm 2$  percent of the temperature being monitored in  $^{\circ}\text{C}$ , or  $\pm 2.5$   $^{\circ}\text{C}$ , whichever value is greater. The temperature sensor shall be installed at a location in the exhaust vent stream from the condenser.

(F) For a regenerative-type carbon adsorption system:

(1) A continuous parameter monitoring system to measure and record the average total regeneration stream mass flow or volumetric flow during each carbon bed regeneration cycle. The integrating regenerating stream flow monitoring device must have an accuracy of  $\pm 10$  percent; and

(2) A continuous parameter monitoring system to measure and record the average carbon bed temperature for the duration of the carbon bed steaming cycle and to measure the actual carbon bed temperature after regeneration and within 15 minutes of completing the cooling cycle. The temperature monitoring device shall have a minimum accuracy of  $\pm 2$  percent of the temperature being monitored in  $^{\circ}\text{C}$ , or  $\pm 2.5$   $^{\circ}\text{C}$ , whichever value is greater.

(G) For a nonregenerative-type carbon adsorption system, the owner or operator shall monitor the design carbon replacement interval established using a performance test performed in accordance with §63.772(e)(3) and shall be based on the total carbon working capacity of the control device and source operating schedule.

(H) For a control device model whose model is tested under §63.772(h):



(1) The owner or operator shall determine actual average inlet waste gas flowrate using the model GRI-GLYCalc™, Version 3.0 or higher, ProMax, or AspenTech HYSYS. Inputs to the models shall be representative of actual operating conditions of the controlled unit. The determination shall be performed to coincide with the visible emissions test under §63.772(i)(3);

(2) A heat sensing monitoring device equipped with a continuous recorder that indicates the continuous ignition of the pilot flame.

(ii) A continuous monitoring system that measures the concentration level of organic compounds in the exhaust vent stream from the control device using an organic monitoring device equipped with a continuous recorder. The monitor must meet the requirements of Performance Specification 8 or 9 of appendix B of 40 CFR part 60 and must be installed, calibrated, and maintained according to the manufacturer's specifications.

(iii) A continuous monitoring system that measures alternative operating parameters other than those specified in paragraph (d)(3)(i) or (d)(3)(ii) of this section upon approval of the Administrator as specified in §63.8(f)(1) through (5).

(4) Using the data recorded by the monitoring system, except for inlet gas flowrate, the owner or operator must calculate the daily average value for each monitored operating parameter for each operating day. If the emissions unit operation is continuous, the operating day is a 24-hour period. If the emissions unit operation is not continuous, the operating day is the total number of hours of control device operation per 24-hour period. Valid data points must be available for 75 percent of the operating hours in an operating day to compute the daily average.

(5) For each operating parameter monitor installed in accordance with the requirements of paragraph (d)(3) of this section, the owner or operator shall comply with paragraph (d)(5)(i) of this section for all control devices, and when condensers are installed, the owner or operator shall also comply with paragraph (d)(5)(ii) of this section.

(i) The owner or operator shall establish a minimum operating parameter value or a maximum operating parameter value, as appropriate for the control device, to define the conditions at which the control device must be operated to continuously achieve the applicable performance requirements of §63.771(d)(1), (e)(3)(ii), or (f)(1). Each minimum or maximum operating parameter value shall be established as follows:

(A) If the owner or operator conducts performance tests in accordance with the requirements of §63.772(e)(3) to demonstrate that the control device achieves the applicable performance requirements specified in §63.771(d)(1), (e)(3)(ii) or (f)(1), then the minimum operating parameter value or the maximum operating parameter value shall be established based on values measured during the performance test and supplemented, as necessary, by a condenser design analysis or control device manufacturer recommendations or a combination of both.

(B) If the owner or operator uses a condenser design analysis in accordance with the requirements of §63.772(e)(4) to demonstrate that the control device achieves the applicable performance requirements specified in §63.771(d)(1), (e)(3)(ii), or (f)(1), then the minimum operating parameter value or the maximum operating parameter value shall be established based on the condenser design analysis and may be supplemented by the condenser manufacturer's recommendations.

(C) If the owner or operator operates a control device where the performance test requirement was met under §63.772(h) to demonstrate that the control device achieves the applicable performance requirements specified in §63.771(d)(1), (e)(3)(ii), or (f)(1), then the maximum inlet gas flowrate shall be established based on the performance test and supplemented, as necessary, by the manufacturer recommendations.

(ii) The owner or operator shall establish a condenser performance curve showing the relationship between condenser outlet temperature and condenser control efficiency. The curve shall be established as follows:

(A) If the owner or operator conducts a performance test in accordance with the requirements of §63.772(e)(3) to demonstrate that the condenser achieves the applicable performance requirements in §63.771(d)(1), (e)(3)(ii), or (f)(1), then the condenser performance curve shall be based on values measured during the performance test and

supplemented as necessary by control device design analysis, or control device manufacturer's recommendations, or a combination of both.

(B) If the owner or operator uses a control device design analysis in accordance with the requirements of §63.772(e)(4)(i) to demonstrate that the condenser achieves the applicable performance requirements specified in §63.771(d)(1), (e)(3)(ii), or (f)(1), then the condenser performance curve shall be based on the condenser design analysis and may be supplemented by the control device manufacturer's recommendations.

(C) As an alternative to paragraph (d)(5)(ii)(B) of this section, the owner or operator may elect to use the procedures documented in the GRI report entitled, "Atmospheric Rich/Lean Method for Determining Glycol Dehydrator Emissions" (GRI-95/0368.1) as inputs for the model GRI-GLYCalc™, Version 3.0 or higher, to generate a condenser performance curve.

(6) An excursion for a given control device is determined to have occurred when the monitoring data or lack of monitoring data result in any one of the criteria specified in paragraphs (d)(6)(i) through (vi) of this section being met. When multiple operating parameters are monitored for the same control device and during the same operating day and more than one of these operating parameters meets an excursion criterion specified in paragraphs (d)(6)(i) through (vi) of this section, then a single excursion is determined to have occurred for the control device for that operating day.

(i) An excursion occurs when the daily average value of a monitored operating parameter is less than the minimum operating parameter limit (or, if applicable, greater than the maximum operating parameter limit) established for the operating parameter in accordance with the requirements of paragraph (d)(5)(i) of this section.

(ii) For sources meeting §63.771(d)(1)(ii), an excursion occurs when the 365-day average condenser efficiency calculated according to the requirements specified in §63.772(g)(2)(iii) is less than 95.0 percent. For sources meeting §63.771(f)(1), an excursion occurs when the 365-day average condenser efficiency calculated according to the requirements specified in §63.772(g)(2)(iii) is less than 95.0 percent of the identified 365-day required percent reduction.

(iii) For sources meeting §63.771(d)(1)(ii), if an owner or operator has less than 365 days of data, an excursion occurs when the average condenser efficiency calculated according to the procedures specified in §63.772(g)(2)(iii)(A) or (B) is less than 90.0 percent. For sources meeting §63.771(f)(1), an excursion occurs when the 365-day average condenser efficiency calculated according to the requirements specified in §63.772(g)(2)(iii) is less than the identified 365-day required percent reduction.

(iv) An excursion occurs when the monitoring data are not available for at least 75 percent of the operating hours in a day.

(v) If the closed-vent system contains one or more bypass devices that could be used to divert all or a portion of the gases, vapors, or fumes from entering the control device, an excursion occurs when:

(A) For each bypass line subject to §63.771(c)(3)(i)(A) the flow indicator indicates that flow has been detected and that the stream has been diverted away from the control device to the atmosphere.

(B) For each bypass line subject to §63.771(c)(3)(i)(B), if the seal or closure mechanism has been broken, the bypass line valve position has changed, the key for the lock-and-key type lock has been checked out, or the car-seal has broken.

(vi) For control device whose model is tested under §63.772(h) an excursion occurs when:

(A) The inlet gas flowrate exceeds the maximum established during the test conducted under §63.772(h).

(B) Failure of the quarterly visible emissions test conducted under §63.772(i)(3) occurs.

(7) For each excursion, the owner or operator shall be deemed to have failed to have applied control in a manner that achieves the required operating parameter limits. Failure to achieve the required operating parameter limits is a violation of this standard.

[64 FR 32628, June 17, 1999, as amended at 66 FR 34553, June 29, 2001; 68 FR 37353, June 23, 2003; 71 FR 20457, Apr. 20, 2006; 77 FR 49578, Aug. 16, 2012]

**§63.774 Recordkeeping requirements.**

(a) The recordkeeping provisions of 40 CFR part 63, subpart A, that apply and those that do not apply to owners and operators of sources subject to this subpart are listed in Table 2 of this subpart.

(b) Except as specified in paragraphs (c), (d), and (f) of this section, each owner or operator of a facility subject to this subpart shall maintain the records specified in paragraphs (b)(1) through (11) of this section:

(1) The owner or operator of an affected source subject to the provisions of this subpart shall maintain files of all information (including all reports and notifications) required by this subpart. The files shall be retained for at least 5 years following the date of each occurrence, measurement, maintenance, corrective action, report or period.

(i) All applicable records shall be maintained in such a manner that they can be readily accessed.

(ii) The most recent 12 months of records shall be retained on site or shall be accessible from a central location by computer or other means that provides access within 2 hours after a request.

(iii) The remaining 4 years of records may be retained offsite.

(iv) Records may be maintained in hard copy or computer-readable form including, but not limited to, on paper, microfilm, computer, floppy disk, magnetic tape, or microfiche.

(2) Records specified in §63.10(b)(2);

(3) Records specified in §63.10(c) for each monitoring system operated by the owner or operator in accordance with the requirements of §63.773(d). Notwithstanding the requirements of §63.10(c), monitoring data recorded during periods identified in paragraphs (b)(3)(i) through (iv) of this section shall not be included in any average or percent leak rate computed under this subpart. Records shall be kept of the times and durations of all such periods and any other periods during process or control device operation when monitors are not operating or failed to collect required data.

(i) Monitoring system breakdowns, repairs, calibration checks, and zero (low-level) and high-level adjustments;

(ii) [Reserved]

(iii) Periods of non-operation resulting in cessation of the emissions to which the monitoring applies; and

(iv) Excursions due to invalid data as defined in §63.773(d)(6)(iv).

(4) Each owner or operator using a control device to comply with §63.764 of this subpart shall keep the following records up-to-date and readily accessible:

(i) Continuous records of the equipment operating parameters specified to be monitored under §63.773(d) or specified by the Administrator in accordance with §63.773(d)(3)(iii). For flares, the hourly records and records of pilot flame outages specified in paragraph (e) of this section shall be maintained in place of continuous records.

(ii) Records of the daily average value of each continuously monitored parameter for each operating day determined according to the procedures specified in §63.773(d)(4) of this subpart, except as specified in paragraphs (b)(4)(ii)(A) through (C) of this section.

(A) For flares, the records required in paragraph (e) of this section.

(B) For condensers installed to comply with §63.765, records of the annual 365-day rolling average condenser efficiency determined under §63.772(g) shall be kept in addition to the daily averages.

(C) For a control device whose model is tested under §63.772(h), the records required in paragraph (h) of this section.

(iii) Hourly records of the times and durations of all periods when the vent stream is diverted from the control device or the device is not operating.

(iv) Where a seal or closure mechanism is used to comply with §63.771(c)(3)(i)(B), hourly records of flow are not required. In such cases, the owner or operator shall record that the monthly visual inspection of the seals or closure mechanism has been done, and shall record the duration of all periods when the seal mechanism is broken, the bypass line valve position has changed, or the key for a lock-and-key type lock has been checked out, and records of any car-seal that has broken.

(5) Records identifying all parts of the cover or closed-vent system that are designated as unsafe to inspect in accordance with §63.773(c)(5), an explanation of why the equipment is unsafe to inspect, and the plan for inspecting the equipment.

(6) Records identifying all parts of the cover or closed-vent system that are designated as difficult to inspect in accordance with §63.773(c)(6), an explanation of why the equipment is difficult to inspect, and the plan for inspecting the equipment.

(7) For each inspection conducted in accordance with §63.773(c), during which a leak or defect is detected, a record of the information specified in paragraphs (b)(7)(i) through (b)(7)(viii) of this section.

(i) The instrument identification numbers, operator name or initials, and identification of the equipment.

(ii) The date the leak or defect was detected and the date of the first attempt to repair the leak or defect.

(iii) Maximum instrument reading measured by the method specified in §63.772(c) after the leak or defect is successfully repaired or determined to be nonrepairable.

(iv) "Repair delayed" and the reason for the delay if a leak or defect is not repaired within 15 calendar days after discovery of the leak or defect.

(v) The name, initials, or other form of identification of the owner or operator (or designee) whose decision it was that repair could not be effected without a shutdown.

(vi) The expected date of successful repair of the leak or defect if a leak or defect is not repaired within 15 calendar days.

(vii) Dates of shutdowns that occur while the equipment is unrepaired.

(viii) The date of successful repair of the leak or defect.

(ix) Records identifying the carbon replacement schedule under §63.771(d)(5) and records of each carbon replacement.

(8) For each inspection conducted in accordance with §63.773(c) during which no leaks or defects are detected, a record that the inspection was performed, the date of the inspection, and a statement that no leaks or defects were detected.

(9) Records identifying ancillary equipment and compressors that are subject to and controlled under the provisions of 40 CFR part 60, subpart KKK; 40 CFR part 61, subpart V; or 40 CFR part 63, subpart H.

(10) Records of glycol dehydration unit baseline operations calculated as required under §63.771(e)(1).

(11) Records required in §63.771(e)(3)(i) documenting that the facility continues to operate under the conditions specified in §63.771(e)(2).

(c) An owner or operator that elects to comply with the benzene emission limit specified in §63.765(b)(1)(ii) shall document, to the Administrator's satisfaction, the following items:

(1) The method used for achieving compliance and the basis for using this compliance method; and

(2) The method used for demonstrating compliance with 0.90 megagrams per year of benzene.

(3) Any information necessary to demonstrate compliance as required in the methods specified in paragraphs (c)(1) and (c)(2) of this section.

(d)(1) An owner or operator of a glycol dehydration unit that meets the exemption criteria in §63.764(e)(1)(i) or §63.764(e)(1)(ii) shall maintain the records specified in paragraph (d)(1)(i) or paragraph (d)(1)(ii) of this section, as appropriate, for that glycol dehydration unit.

(i) The actual annual average natural gas throughput (in terms of natural gas flowrate to the glycol dehydration unit per day) as determined in accordance with §63.772(b)(1), or

(ii) The actual average benzene emissions (in terms of benzene emissions per year) as determined in accordance with §63.772(b)(2).

(2) An owner or operator that is exempt from the control requirements under §63.764(e)(2) of this subpart shall maintain the following records:

(i) Information and data used to demonstrate that a piece of ancillary equipment or a compressor is not in VHAP service or not in wet gas service shall be recorded in a log that is kept in a readily accessible location.

(ii) Identification and location of ancillary equipment or compressors, located at a natural gas processing plant subject to this subpart, that is in VHAP service less than 300 hours per year.

(e) Record the following when using a flare to comply with §63.771(d):

(1) Flare design (i.e., steam-assisted, air-assisted, or non-assisted);

(2) All visible emission readings, heat content determinations, flowrate measurements, and exit velocity determinations made during the compliance determination required by §63.772(e)(2); and

(3) All hourly records and other recorded periods when the pilot flame is absent.

(f) The owner or operator of an area source not located within a UA plus offset and UC boundary must keep a record of the calculation used to determine the optimum glycol circulation rate in accordance with §63.764(d)(2)(i) or §63.764(d)(2)(ii), as applicable.

(g) The owner or operator of an affected source subject to this subpart shall maintain records of the occurrence and duration of each malfunction of operation (i.e., process equipment) or the air pollution control equipment and monitoring equipment. The owner or operator shall maintain records of actions taken during periods of malfunction to minimize emissions in accordance with §63.764(j), including corrective actions to restore malfunctioning process and air pollution control and monitoring equipment to its normal or usual manner of operation.

(h) Record the following when using a control device whose model is tested under §63.772(h) to comply with §63.771(d), (e)(3)(ii), and (f)(1):

(1) All visible emission readings and flowrate calculations made during the compliance determination required by §63.772(i); and

(2) All hourly records and other recorded periods when the pilot flame is absent.

(i) The date the semi-annual maintenance inspection required under §63.773(b) is performed. Include a list of any modifications or repairs made to the control device during the inspection and other maintenance performed such as cleaning of the fuel nozzles.

[64 FR 32628, June 17, 1999, as amended at 66 FR 34554, June 29, 2001; 72 FR 39, Jan. 3, 2007; 77 FR 49579, Aug. 16, 2012]

**§63.775 Reporting requirements.**

(a) The reporting provisions of subpart A of this part, that apply and those that do not apply to owners and operators of sources subject to this subpart are listed in Table 2 of this subpart.

(b) Each owner or operator of a major source subject to this subpart shall submit the information listed in paragraphs (b)(1) through (b)(6) of this section, except as provided in paragraphs (b)(7) and (b)(8) of this section.

(1) The initial notifications required for existing affected sources under §63.9(b)(2) shall be submitted as provided in paragraphs (b)(1)(i) and (ii) of this section.

(i) Except as otherwise provided in paragraph (b)(1)(ii) of this section, the initial notifications shall be submitted by 1 year after an affected source becomes subject to the provisions of this subpart or by June 17, 2000, whichever is later. Affected sources that are major sources on or before June 17, 2000, and plan to be area sources by June 17, 2002, shall include in this notification a brief, nonbinding description of a schedule for the action(s) that are planned to achieve area source status.

(ii) An affected source identified under §63.760(f)(7) or (9) shall submit an initial notification required for existing affected sources under §63.9(b)(2) within 1 year after the affected source becomes subject to the provisions of this subpart or by October 15, 2013, whichever is later. An affected source identified under §63.760(f)(7) or (9) that plans to be an area source by October 15, 2015, shall include in this notification a brief, nonbinding description of a schedule for the action(s) that are planned to achieve area source status.

(2) The date of the performance evaluation as specified in §63.8(e)(2), required only if the owner or operator is required by the Administrator to conduct a performance evaluation for a continuous monitoring system. A separate notification of the performance evaluation is not required if it is included in the initial notification submitted in accordance with paragraph (b)(1) of this section.

(3) The planned date of a performance test at least 60 days before the test in accordance with §63.7(b). Unless requested by the Administrator, a site-specific test plan is not required by this subpart. If requested by the Administrator, the owner or operator must also submit the site-specific test plan required by §63.7(c) with the notification of the performance test. A separate notification of the performance test is not required if it is included in the initial notification submitted in accordance with paragraph (b)(1) of this section.

(4) A Notification of Compliance Status report as described in paragraph (d) of this section;

(5) Periodic Reports as described in paragraph (e) of this section; and

(6) If there was a malfunction during the reporting period, the Periodic Report specified in paragraph (e) of this section shall include the number, duration, and a brief description for each type of malfunction which occurred during the reporting period and which caused or may have caused any applicable emission limitation to be exceeded. The report must also include a description of actions taken by an owner or operator during a malfunction of an affected source to minimize emissions in accordance with §63.764(j), including actions taken to correct a malfunction.

(7) [Reserved]

(8) Each owner or operator of ancillary equipment and compressors subject to this subpart that are exempt from the control requirements for equipment leaks in §63.769, are exempt from all reporting requirements for major sources in this subpart, for that equipment.

(c) Except as provided in paragraph (c)(8), each owner or operator of an area source subject to this subpart shall submit the information listed in paragraph (c)(1) of this section. If the source is located within a UA plus offset and UC boundary, the owner or operator shall also submit the information listed in paragraphs (c)(2) through (6) of this section. If the source is not located within any UA plus offset and UC boundaries, the owner or operator shall also submit the information listed within paragraph (c)(7).

(1) The initial notifications required under §63.9(b)(2) not later than January 3, 2008. In addition to submitting your initial notification to the addressees specified under §63.9(a), you must also submit a copy of the initial notification to the EPA's Office of Air Quality Planning and Standards. Send your notification via email to *Oil and Gas Sector@epa.gov* or via U.S. mail or other mail delivery service to U.S. EPA, Sector Policies and Programs Division/Fuels and Incineration Group (E143-01), Attn: Oil and Gas Project Leader, Research Triangle Park, NC 27711.

(2) The date of the performance evaluation as specified in §63.8(e)(2) if an owner or operator is required by the Administrator to conduct a performance evaluation for a continuous monitoring system.

(3) The planned date of a performance test at least 60 days before the test in accordance with §63.7(b). Unless requested by the Administrator, a site-specific test plan is not required by this subpart. If requested by the Administrator, the owner or operator must submit the site-specific test plan required by §63.7(c) with the notification of the performance test. A separate notification of the performance test is not required if it is included in the initial notification submitted in accordance with paragraph (c)(1) of this section.

(4) A Notification of Compliance Status as described in paragraph (d) of this section;

(5) Periodic reports as described in paragraph (e)(3) of this section; and

(6) If there was a malfunction during the reporting period, the Periodic Report specified in paragraph (e) of this section shall include the number, duration, and a brief description for each type of malfunction which occurred during the reporting period and which caused or may have caused any applicable emission limitation to be exceeded. The report must also include a description of actions taken by an owner or operator during a malfunction of an affected source to minimize emissions in accordance with §63.764(j), including actions taken to correct a malfunction.

(7) The information listed in paragraphs (c)(1)(i) through (v) of this section. This information shall be submitted with the initial notification.

(i) Documentation of the source's location relative to the nearest UA plus offset and UC boundaries. This information shall include the latitude and longitude of the affected source; whether the source is located in an urban cluster with 10,000 people or more; the distance in miles to the nearest urbanized area boundary if the source is not located in an urban cluster with 10,000 people or more; and the name of the nearest urban cluster with 10,000 people or more and nearest urbanized area.

(ii) Calculation of the optimum glycol circulation rate determined in accordance with §63.764(d)(2)(i).

(iii) If applicable, documentation of the alternate glycol circulation rate calculated using GRI-GLYCalc™, Version 3.0 or higher and documentation stating why the TEG dehydration unit must operate using the alternate glycol circulation rate.

(iv) The name of the manufacturer and the model number of the glycol circulation pump(s) in operation.

(v) Statement by a responsible official, with that official's name, title, and signature, certifying that the facility will always operate the glycol dehydration unit using the optimum circulation rate determined in accordance with §63.764(d)(2)(i) or §63.764(d)(2)(ii), as applicable.

(8) An owner or operator of a TEG dehydration unit located at an area source that meets the criteria in §63.764(e)(1)(i) or §63.764(e)(1)(ii) is exempt from the reporting requirements for area sources in paragraphs (c)(1) through (7) of this section, for that unit.

(d) Each owner or operator of a source subject to this subpart shall submit a Notification of Compliance Status Report as required under §63.9(h) within 180 days after the compliance date specified in §63.760(f). In addition to the information required under §63.9(h), the Notification of Compliance Status Report shall include the information specified in paragraphs (d)(1) through (12) of this section. This information may be submitted in an operating permit application, in an amendment to an operating permit application, in a separate submittal, or in any combination of the three. If all of the information required under this paragraph has been submitted at any time prior to 180 days after the applicable compliance dates specified in §63.760(f), a separate Notification of Compliance Status Report is not required. If an owner or operator submits the information specified in paragraphs (d)(1) through (12) of this section at different times, and/or different submittals, subsequent submittals may refer to previous submittals instead of duplicating and resubmitting the previously submitted information.

(1) If a closed-vent system and a control device other than a flare are used to comply with §63.764, the owner or operator shall submit the information in paragraph (d)(1)(iii) of this section and the information in either paragraph (d)(1)(i) or (ii) of this section.

(i) The condenser design analysis documentation specified in §63.772(e)(4) of this subpart, if the owner or operator elects to prepare a design analysis.

(ii) If the owner or operator is required to conduct a performance test, the performance test results including the information specified in paragraphs (d)(1)(ii)(A) and (B) of this section. Results of a performance test conducted prior to the compliance date of this subpart can be used provided that the test was conducted using the methods specified in §63.772(e)(3) and that the test conditions are representative of current operating conditions. If the owner or operator operates a combustion control device model tested under §63.772(h), an electronic copy of the performance test results shall be submitted via email to *Oil\_and\_Gas\_PT@EPA.GOV* unless the test results for that model of combustion control device are posted at the following Web site: *epa.gov/airquality/oilandgas/*.

(A) The percent reduction of HAP or TOC, or the outlet concentration of HAP or TOC (parts per million by volume on a dry basis), determined as specified in §63.772(e)(3) of this subpart; and

(B) The value of the monitored parameters specified in §773(d) of this subpart, or a site-specific parameter approved by the permitting agency, averaged over the full period of the performance test.

(iii) The results of the closed-vent system initial inspections performed according to the requirements in §63.773(c)(2)(i) and (ii).

(2) If a closed-vent system and a flare are used to comply with §63.764, the owner or operator shall submit performance test results including the information in paragraphs (d)(2)(i) and (ii) of this section. The owner or operator shall also submit the information in paragraph (d)(2)(iii) of this section.

(i) All visible emission readings, heat content determinations, flowrate measurements, and exit velocity determinations made during the compliance determination required by §63.772(e)(2) of this subpart.

(ii) A statement of whether a flame was present at the pilot light over the full period of the compliance determination.

(iii) The results of the closed-vent system initial inspections performed according to the requirements in §63.773(c)(2)(i) and (ii).



(3) For each owner or operator subject to the provisions specified in §63.769, the owner or operator shall submit the information required by §61.247(a), except that the initial report required in §61.247(a) shall be submitted as a part of the Notification of Compliance Status Report required in paragraph (d) of this section. The owner or operator shall also submit the information specified in paragraphs (d)(3) (i) and (ii) of this section.

(i) The number of each equipment (e.g., valves, pumps, etc.) excluding equipment in vacuum service, and

(ii) Any change in the information submitted in this paragraph shall be provided to the Administrator as a part of subsequent Periodic Reports described in paragraph (e)(2)(iv) of this section.

(4) The owner or operator shall submit one complete test report for each test method used for a particular source.

(i) For additional tests performed using the same test method, the results specified in paragraph (d)(1)(ii) of this section shall be submitted, but a complete test report is not required.

(ii) A complete test report shall include a sampling site description, description of sampling and analysis procedures and any modifications to standard procedures, quality assurance procedures, record of operating conditions during the test, record of preparation of standards, record of calibrations, raw data sheets for field sampling, raw data sheets for field and laboratory analyses, documentation of calculations, and any other information required by the test method.

(5) For each control device other than a flare used to meet the requirements of §63.764, the owner or operator shall submit the information specified in paragraphs (d)(5) (i) through (iii) of this section for each operating parameter required to be monitored in accordance with the requirements of §63.773(d).

(i) The minimum operating parameter value or maximum operating parameter value, as appropriate for the control device, established by the owner or operator to define the conditions at which the control device must be operated to continuously achieve the applicable performance requirements of §63.771(d)(1) or (e)(3)(ii).

(ii) An explanation of the rationale for why the owner or operator selected each of the operating parameter values established in §63.773(d)(5). This explanation shall include any data and calculations used to develop the value and a description of why the chosen value indicates that the control device is operating in accordance with the applicable requirements of §63.771(d)(1), (e)(3)(ii) or (f)(1).

(iii) A definition of the source's operating day for purposes of determining daily average values of monitored parameters. The definition shall specify the times at which an operating day begins and ends.

(iv) For each carbon adsorber, the predetermined carbon replacement schedule as required in §63.771(d)(5)(i).

(6) Results of any continuous monitoring system performance evaluations shall be included in the Notification of Compliance Status Report.

(7) After a title V permit has been issued to the owner or operator of an affected source, the owner or operator of such source shall comply with all requirements for compliance status reports contained in the source's title V permit, including reports required under this subpart. After a title V permit has been issued to the owner or operator of an affected source, and each time a notification of compliance status is required under this subpart, the owner or operator of such source shall submit the notification of compliance status to the appropriate permitting authority following completion of the relevant compliance demonstration activity specified in this subpart.

(8) The owner or operator that elects to comply with the requirements of §63.765(b)(1)(ii) shall submit the records required under §63.774(c).

(9) The owner or operator shall submit the analysis performed under §63.760(a)(1).

(10) The owner or operator shall submit a statement as to whether the source has complied with the requirements of this subpart.

(11) The owner or operator shall submit the analysis prepared under §63.771(e)(2) to demonstrate the conditions by which the facility will be operated to achieve the HAP emission reduction of 95.0 percent, or the BTEX limit in §63.765(b)(1)(iii), through process modifications or a combination of process modifications and one or more control devices.

(12) If a cover is installed to comply with §63.764, the results of the initial inspection performed according to the requirements specified in §63.773(c)(2)(iii).

(13) If the owner or operator installs a combustion control device model tested under the procedures in §63.772(h), the data listed under §63.772(h)(8).

(14) For each combustion control device model tested under §63.772(h), the information listed in paragraphs (d)(14)(i) through (vi) of this section.

(i) Name, address and telephone number of the control device manufacturer.

(ii) Control device model number.

(iii) Control device serial number.

(iv) Date the model of control device was tested by the manufacturer.

(v) Manufacturer's HAP destruction efficiency rating.

(vi) Control device operating parameters, maximum allowable inlet gas flowrate.

(e) *Periodic Reports.* An owner or operator of a major source shall prepare Periodic Reports in accordance with paragraphs (e) (1) and (2) of this section and submit them to the Administrator. An owner or operator of an area source shall prepare Periodic Reports in accordance with paragraph (e)(3) of this section and submit them to the Administrator.

(1) An owner or operator shall submit Periodic Reports semiannually beginning 60 calendar days after the end of the applicable reporting period. The first report shall be submitted no later than 240 days after the date the Notification of Compliance Status Report is due and shall cover the 6-month period beginning on the date the Notification of Compliance Status Report is due.

(2) The owner or operator shall include the information specified in paragraphs (e)(2)(i) through (ix) of this section, as applicable.

(i) The information required under §63.10(e)(3). For the purposes of this subpart and the information required under §63.10(e)(3), excursions (as defined in §63.773(d)(6)) shall be considered excess emissions.

(ii) A description of all excursions as defined in §63.773(d)(6) of this subpart that have occurred during the 6-month reporting period.

(A) For each excursion caused when the daily average value of a monitored operating parameter is less than the minimum operating parameter limit (or, if applicable, greater than the maximum operating parameter limit), as specified in §63.773(d)(6)(i), the report must include the daily average values of the monitored parameter, the applicable operating parameter limit, and the date and duration of the period that the excursion occurred.

(B) For each excursion caused when the 365-day average condenser control efficiency is less than the value specified in §63.773(d)(6)(ii), the report must include the 365-day average values of the condenser control efficiency, and the date and duration of the period that the excursion occurred.

(C) For each excursion caused when condenser control efficiency is less than the value specified in §63.773(d)(6)(iii), the report must include the average values of the condenser control efficiency, and the date and duration of the period that the excursion occurred.

(D) For each excursion caused by the lack of monitoring data, as specified in §63.773(d)(6)(iv), the report must include the date and duration of the period when the monitoring data were not collected and the reason why the data were not collected.

(E) For each excursion caused when the maximum inlet gas flowrate identified under §63.772(h) is exceeded, the report must include the values of the inlet gas identified and the date and duration of the period that the excursion occurred.

(F) For each excursion caused when visible emissions determined under §63.772(i) exceed the maximum allowable duration, the report must include the date and duration of the period that the excursion occurred, repairs affected to the unit, and date the unit was returned to service.

(iii) For each inspection conducted in accordance with §63.773(c) during which a leak or defect is detected, the records specified in §63.774(b)(7) must be included in the next Periodic Report.

(iv) For each owner or operator subject to the provisions specified in §63.769, the owner or operator shall comply with the reporting requirements specified in 40 CFR 61.247, except that the Periodic Reports shall be submitted on the schedule specified in paragraph (e)(1) of this section.

(v) For each closed-vent system with a bypass line subject to §63.771(c)(3)(i)(A), records required under §63.774(b)(4)(iii) of all periods when the vent stream is diverted from the control device through a bypass line. For each closed-vent system with a bypass line subject to §63.771(c)(3)(i)(B), records required under §63.774(b)(4)(iv) of all periods in which the seal mechanism is broken, the bypass valve position has changed, or the key to unlock the bypass line valve was checked out.

(vi) If an owner or operator elects to comply with §63.765(b)(1)(ii), the records required under §63.774(c)(3).

(vii) The information in paragraphs (e)(2)(vii) (A) and (B) of this section shall be stated in the Periodic Report, when applicable.

(A) No excursions.

(B) No continuous monitoring system has been inoperative, out of control, repaired, or adjusted.

(viii) Any change in compliance methods as specified in §63.772(f).

(ix) If the owner or operator elects to comply with §63.765(c)(2), the records required under §63.774(b)(11).

(x) For flares, the records specified in §63.774(e)(3).

(xi) The results of any periodic test as required in §63.772(e)(3) conducted during the reporting period.

(xii) For each carbon adsorber used to meet the control device requirements of §63.771(d)(1), records of each carbon replacement that occurred during the reporting period.

(xiii) For combustion control device inspections conducted in accordance with §63.773(b) the records specified in §63.774(i).

(xiv) Certification by a responsible official of truth, accuracy, and completeness. This certification shall state that, based on information and belief formed after reasonable inquiry, the statements and information in the document are true, accurate, and complete.

(3) An owner or operator of an area source located inside a UA plus offset and UC boundary shall prepare and submit Periodic Reports in accordance with paragraphs (e)(3)(i) through (iii) of this section.

(i) Periodic reports must be submitted on an annual basis. The first reporting period shall cover the period beginning on the date the Notification of Compliance Status Report is due and ending on December 31. The report shall be submitted within 30 days after the end of the reporting period.

(ii) Subsequent reporting periods begin every January 1 and end on December 31. Subsequent reports shall be submitted within 30 days following the end of the reporting period.

(iii) The periodic reports must contain the information included in paragraph (e)(2) of this section.

(f) *Notification of process change.* Whenever a process change is made, or a change in any of the information submitted in the Notification of Compliance Status Report, the owner or operator shall submit a report within 180 days after the process change is made or as a part of the next Periodic Report as required under paragraph (e) of this section, whichever is sooner. The report shall include:

(1) A brief description of the process change;

(2) A description of any modification to standard procedures or quality assurance procedures;

(3) Revisions to any of the information reported in the original Notification of Compliance Status Report under paragraph (d) of this section; and

(4) Information required by the Notification of Compliance Status Report under paragraph (d) of this section for changes involving the addition of processes or equipment.

(g) *Electronic reporting.* (1) Within 60 days after the date of completing each performance test (defined in §63.2) as required by this subpart you must submit the results of the performance tests required by this subpart to EPA's WebFIRE database by using the Compliance and Emissions Data Reporting Interface (CEDRI) that is accessed through EPA's Central Data Exchange (CDX) ([www.epa.gov/cdx](http://www.epa.gov/cdx)). Performance test data must be submitted in the file format generated through use of EPA's Electronic Reporting Tool (ERT) (see <http://www.epa.gov/ttn/chief/ert/index.html>). Only data collected using test methods on the ERT Web site are subject to this requirement for submitting reports electronically to WebFIRE. Owners or operators who claim that some of the information being submitted for performance tests is confidential business information (CBI) must submit a complete ERT file including information claimed to be CBI on a compact disk or other commonly used electronic storage media (including, but not limited to, flash drives) to EPA. The electronic media must be clearly marked as CBI and mailed to U.S. EPA/OAPQS/CORE CBI Office, Attention: WebFIRE Administrator, MD C404-02, 4930 Old Page Rd., Durham, NC 27703. The same ERT file with the CBI omitted must be submitted to EPA via CDX as described earlier in this paragraph. At the discretion of the delegated authority, you must also submit these reports, including the confidential business information, to the delegated authority in the format specified by the delegated authority.

(2) All reports required by this subpart not subject to the requirements in paragraph (g)(1) of this section must be sent to the Administrator at the appropriate address listed in §63.13. The Administrator or the delegated authority may request a report in any form suitable for the specific case (e.g., by commonly used electronic media such as Excel spreadsheet, on CD or hard copy). The Administrator retains the right to require submittal of reports subject to paragraph (g)(1) of this section in paper format.

[64 FR 32628, June 17, 1999, as amended at 66 FR 34554, June 29, 2001; 72 FR 39, Jan. 3, 2007; 77 FR 49580, Aug. 16, 2012]

#### **§63.776 Implementation and enforcement.**

(a) This subpart can be implemented and enforced by the U.S. EPA, or a delegated authority such as the applicable State, local, or Tribal agency. If the U.S. EPA Administrator has delegated authority to a State, local, or Tribal agency, then that agency, in addition to the U.S. EPA, has the authority to implement and enforce this subpart. Contact the applicable U.S. EPA Regional Office to find out if this subpart is delegated to a State, local, or Tribal agency.

(b) In delegating implementation and enforcement authority of this subpart to a State, local, or Tribal agency under subpart E of this part, the authorities contained in paragraph (c) of this section are retained by the Administrator of U.S. EPA and cannot be transferred to the State, local, or Tribal agency.

(c) The authorities that cannot be delegated to State, local, or Tribal agencies are as specified in paragraphs (c)(1) through (4) of this section.

(1) Approval of alternatives to the requirements in §§63.760, 63.764 through 63.766, 63.769, 63.771, and 63.777.

(2) Approval of major alternatives to test methods under §63.7(e)(2)(ii) and (f), as defined in §63.90, and as required in this subpart.

(3) Approval of major alternatives to monitoring under §63.8(f), as defined in §63.90, and as required in this subpart.

(4) Approval of major alternatives to recordkeeping and reporting under §63.10(f), as defined in §63.90, and as required in this subpart.

**§63.777 Alternative means of emission limitation.**

(a) If, in the judgment of the Administrator, an alternative means of emission limitation will achieve a reduction in HAP emissions at least equivalent to the reduction in HAP emissions from that source achieved under the applicable requirements in §§63.764 through 63.771, the Administrator will publish in the Federal Register a notice permitting the use of the alternative means for purposes of compliance with that requirement. The notice may condition the permission on requirements related to the operation and maintenance of the alternative means.

(b) Any notice under paragraph (a) of this section shall be published only after public notice and an opportunity for a hearing.

(c) Any person seeking permission to use an alternative means of compliance under this section shall collect, verify, and submit to the Administrator information demonstrating that the alternative achieves equivalent emission reductions.

**§§63.778-63.779 [Reserved]**

**Appendix to Subpart HH of Part 63—Tables**

**Table 1 to Subpart HH of Part 63—List of Hazardous Air Pollutants for Subpart HH**

CAS Number <sup>a</sup>	Chemical name
75070	Acetaldehyde
71432	Benzene (includes benzene in gasoline)
75150	Carbon disulfide
463581	Carbonyl sulfide
100414	Ethyl benzene
107211	Ethylene glycol
50000	Formaldehyde
110543	n-Hexane
91203	Naphthalene
108883	Toluene
540841	2,2,4-Trimethylpentane
1330207	Xylenes (isomers and mixture)
95476	o-Xylene
108383	m-Xylene
106423	p-Xylene

<sup>a</sup>CAS numbers refer to the Chemical Abstracts Services registry number assigned to specific compounds, isomers, or mixtures of compounds.

**Table 2 to Subpart HH of Part 63—Applicability of 40 CFR Part 63 General Provisions to Subpart HH**

General provisions reference	Applicable to subpart HH	Explanation
§63.1(a)(1)	Yes.	
§63.1(a)(2)	Yes.	
§63.1(a)(3)	Yes.	
§63.1(a)(4)	Yes.	
§63.1(a)(5)	No	Section reserved.
§63.1(a)(6)	Yes.	
§63.1(a)(7) through (a)(9)	No	Section reserved.
§63.1(a)(10)	Yes.	
§63.1(a)(11)	Yes.	

§63.1(a)(12)	Yes.	
§63.1(b)(1)	No	Subpart HH specifies applicability.
§63.1(b)(2)	No	Section reserved.
§63.1(b)(3)	Yes.	
§63.1(c)(1)	No	Subpart HH specifies applicability.
§63.1(c)(2)	Yes	Subpart HH exempts area sources from the requirement to obtain a Title V permit unless otherwise required by law as specified in §63.760(h).
§63.1(c)(3) and (c)(4)	No	Section reserved.
§63.1(c)(5)	Yes.	
§63.1(d)	No	Section reserved.
§63.1(e)	Yes.	
§63.2	Yes	Except definition of major source is unique for this source category and there are additional definitions in subpart HH.
§63.3(a) through (c)	Yes.	
§63.4(a)(1) through (a)(2)	Yes.	
§63.4(a)(3) through (a)(5)	No	Section reserved.
§63.4(b)	Yes.	
§63.4(c)	Yes.	
§63.5(a)(1)	Yes.	
§63.5(a)(2)	Yes.	
§63.5(b)(1)	Yes.	
§63.5(b)(2)	No	Section reserved.
§63.5(b)(3)	Yes.	
§63.5(b)(4)	Yes.	
§63.5(b)(5)	No	Section Reserved.
§63.5(b)(6)	Yes.	
§63.5(c)	No	Section reserved.
§63.5(d)(1)	Yes.	
§63.5(d)(2)	Yes.	
§63.5(d)(3)	Yes.	
§63.5(d)(4)	Yes.	
§63.5(e)	Yes.	

§63.5(f)(1)	Yes.	
§63.5(f)(2)	Yes.	
§63.6(a)	Yes.	
§63.6(b)(1)	Yes.	
§63.6(b)(2)	Yes.	
§63.6(b)(3)	Yes.	
§63.6(b)(4)	Yes.	
§63.6(b)(5)	Yes.	
§63.6(b)(6)	No	Section reserved.
§63.6(b)(7)	Yes.	
§63.6(c)(1)	Yes.	
§63.6(c)(2)	Yes.	
§63.6(c)(3) through (c)(4)	No	Section reserved.
§63.6(c)(5)	Yes.	
§63.6(d)	No	Section reserved.
§63.6(e)(1)(i)	No	See §63.764(j) for general duty requirement.
§63.6(e)(1)(ii)	No.	
§63.6(e)(1)(iii)	Yes.	
§63.6(e)(2)	No	Section reserved.
§63.6(e)(3)	No.	
§63.6(f)(1)	No.	
§63.6(f)(2)	Yes.	
§63.6(f)(3)	Yes.	
§63.6(g)	Yes.	
§63.6(h)(1)	No.	
§63.6(h)(2) through (h)(9)	Yes.	
§63.6(i)(1) through (i)(14)	Yes.	
§63.6(i)(15)	No	Section reserved.
§63.6(i)(16)	Yes.	
§63.6(j)	Yes.	
§63.7(a)(1)	Yes.	



§63.7(a)(2)	Yes	But the performance test results must be submitted within 180 days after the compliance date.
§63.7(a)(3)	Yes.	
§63.7(a)(4)	Yes.	
§63.7(c)	Yes.	
§63.7(d)	Yes.	
§63.7(e)(1)	No.	
§63.7(e)(2)	Yes.	
§63.7(e)(3)	Yes.	
§63.7(e)(4)	Yes.	
§63.7(f)	Yes.	
§63.7(g)	Yes.	
§63.7(h)	Yes.	
§63.8(a)(1)	Yes.	
§63.8(a)(2)	Yes.	
§63.8(a)(3)	No	Section reserved.
§63.8(a)(4)	Yes.	
§63.8(b)(1)	Yes.	
§63.8(b)(2)	Yes.	
§63.8(b)(3)	Yes.	
§63.8(c)(1)	No.	
§63.8(c)(1)(i)	No.	
§63.8(c)(1)(ii)	Yes.	
§63.8(c)(1)(iii)	No.	
§63.8(c)(2)	Yes.	
§63.8(c)(3)	Yes.	
§63.8(c)(4)	Yes.	
§63.8(c)(4)(i)	No	Subpart HH does not require continuous opacity monitors.
§63.8(c)(4)(ii)	Yes.	
§63.8(c)(5) through (c)(8)	Yes.	
§63.8(d)(1)	Yes.	
§63.8(d)(2)	Yes.	
§63.8(d)(3)	Yes	Except for last sentence, which refers to an SSM plan. SSM plans are not

		required.
§63.8(e)	Yes	Subpart HH does not specifically require continuous emissions monitor performance evaluation, however, the Administrator can request that one be conducted.
§63.8(f)(1) through (f)(5)	Yes.	
§63.8(f)(6)	Yes.	
§63.8(g)	No	Subpart HH specifies continuous monitoring system data reduction requirements.
§63.9(a)	Yes.	
§63.9(b)(1)	Yes.	
§63.9(b)(2)	Yes	Existing sources are given 1 year (rather than 120 days) to submit this notification. Major and area sources that meet §63.764(e) do not have to submit initial notifications.
§63.9(b)(3)	No	Section reserved.
§63.9(b)(4)	Yes.	
§63.9(b)(5)	Yes.	
§63.9(c)	Yes.	
§63.9(d)	Yes.	
§63.9(e)	Yes.	
§63.9(f)	Yes.	
§63.9(g)	Yes.	
§63.9(h)(1) through (h)(3)	Yes	Area sources located outside UA plus offset and UC boundaries are not required to submit notifications of compliance status.
§63.9(h)(4)	No	Section reserved.
§63.9(h)(5) through (h)(6)	Yes.	
§63.9(i)	Yes.	
§63.9(j)	Yes.	
§63.10(a)	Yes.	
§63.10(b)(1)	Yes	§63.774(b)(1) requires sources to maintain the most recent 12 months of data on-site and allows offsite storage for the remaining 4 years of data.
§63.10(b)(2)	Yes.	
§63.10(b)(2)(i)	No.	
§63.10(b)(2)(ii)	No	See §63.774(g) for recordkeeping of (1) occurrence and duration and (2) actions taken during malfunctions.
§63.10(b)(2)(iii)	Yes.	

§63.10(b)(2)(iv) through (b)(2)(v)	No.	
§63.10(b)(2)(vi) through (b)(2)(xiv)	Yes.	
§63.10(b)(3)	Yes	§63.774(b)(1) requires sources to maintain the most recent 12 months of data on-site and allows offsite storage for the remaining 4 years of data.
§63.10(c)(1)	Yes.	
§63.10(c)(2) through (c)(4)	No	Sections reserved.
§63.10(c)(5) through (c)(8)	Yes.	
§63.10(c)(9)	No	Section reserved.
§63.10(c)(10) through (11)	No	See §63.774(g) for recordkeeping of malfunctions.
§63.10(c)(12) through (14)	Yes.	
§63.10(c)(15)	No.	
§63.10(d)(1)	Yes.	
§63.10(d)(2)	Yes	Area sources located outside UA plus offset and UC boundaries do not have to submit performance test reports.
§63.10(d)(3)	Yes.	
§63.10(d)(4)	Yes.	
§63.10(d)(5)	No	See §63.775(b)(6) or (c)(6) for reporting of malfunctions.
§63.10(e)(1)	Yes	Area sources located outside UA plus offset and UC boundaries are not required to submit reports.
§63.10(e)(2)	Yes	Area sources located outside UA plus offset and UC boundaries are not required to submit reports.
§63.10(e)(3)(i)	Yes	Subpart HH requires major sources to submit Periodic Reports semi-annually. Area sources are required to submit Periodic Reports annually. Area sources located outside UA plus offset and UC boundaries are not required to submit reports.
§63.10(e)(3)(i)(A)	Yes.	
§63.10(e)(3)(i)(B)	Yes.	
§63.10(e)(3)(i)(C)	No.	
§63.10(e)(3)(i)(D)	Yes	Section reserved.
§63.10(e)(3)(ii) through (viii)	Yes.	
§63.10(e)(4)	Yes.	

§63.10(f)	Yes.	
§63.11(a) and (b)	Yes.	
§63.11(c), (d), and (e)	Yes.	
§63.12(a) through (c)	Yes.	
§63.13(a) through (c)	Yes.	
§63.14(a) through (q)	Yes.	
§63.15(a) and (b)	Yes.	
§63.16	Yes.	

[64 FR 32628, June 17, 1999, as amended at 66 FR 34554, June 29, 2001; 71 FR 20457, Apr. 20, 2006; 72 FR 40, Jan. 3, 2007; 73 FR 78214, Dec. 22, 2008; 77 FR 49581, Aug. 16, 2012]

## **Attachment C**

### **Minor Source Operating Permit (MSOP) No: 153-37448-00037**

[Downloaded from the eCFR on July 23, 2014]

#### **Electronic Code of Federal Regulations**

#### **Title 40: Protection of Environment**

#### **PART 63—NATIONAL EMISSION STANDARDS FOR HAZARDOUS AIR POLLUTANTS FOR SOURCE CATEGORIES**

#### **Subpart ZZZZ—National Emissions Standards for Hazardous Air Pollutants for Stationary Reciprocating Internal Combustion Engines**

Source: 69 FR 33506, June 15, 2004, unless otherwise noted.

#### **What This Subpart Covers**

##### **§63.6580 What is the purpose of subpart ZZZZ?**

Subpart ZZZZ establishes national emission limitations and operating limitations for hazardous air pollutants (HAP) emitted from stationary reciprocating internal combustion engines (RICE) located at major and area sources of HAP emissions. This subpart also establishes requirements to demonstrate initial and continuous compliance with the emission limitations and operating limitations.

[73 FR 3603, Jan. 18, 2008]

##### **§63.6585 Am I subject to this subpart?**

You are subject to this subpart if you own or operate a stationary RICE at a major or area source of HAP emissions, except if the stationary RICE is being tested at a stationary RICE test cell/stand.

(a) A stationary RICE is any internal combustion engine which uses reciprocating motion to convert heat energy into mechanical work and which is not mobile. Stationary RICE differ from mobile RICE in that a stationary RICE is not a non-road engine as defined at 40 CFR 1068.30, and is not used to propel a motor vehicle or a vehicle used solely for competition.

(b) A major source of HAP emissions is a plant site that emits or has the potential to emit any single HAP at a rate of 10 tons (9.07 megagrams) or more per year or any combination of HAP at a rate of 25 tons (22.68 megagrams) or more per year, except that for oil and gas production facilities, a major source of HAP emissions is determined for each surface site.

(c) An area source of HAP emissions is a source that is not a major source.

(d) If you are an owner or operator of an area source subject to this subpart, your status as an entity subject to a standard or other requirements under this subpart does not subject you to the obligation to obtain a permit under 40 CFR part 70 or 71, provided you are not required to obtain a permit under 40 CFR 70.3(a) or 40 CFR 71.3(a) for a reason other than your status as an area source under this subpart. Notwithstanding the previous sentence, you must continue to comply with the provisions of this subpart as applicable.

(e) If you are an owner or operator of a stationary RICE used for national security purposes, you may be eligible to request an exemption from the requirements of this subpart as described in 40 CFR part 1068, subpart C.

(f) The emergency stationary RICE listed in paragraphs (f)(1) through (3) of this section are not subject to this subpart. The stationary RICE must meet the definition of an emergency stationary RICE in §63.6675, which includes operating according to the provisions specified in §63.6640(f).

(1) Existing residential emergency stationary RICE located at an area source of HAP emissions that do not operate or are not contractually obligated to be available for more than 15 hours per calendar year for the purposes specified in §63.6640(f)(2)(ii) and (iii) and that do not operate for the purpose specified in §63.6640(f)(4)(ii).

(2) Existing commercial emergency stationary RICE located at an area source of HAP emissions that do not operate or are not contractually obligated to be available for more than 15 hours per calendar year for the purposes specified in §63.6640(f)(2)(ii) and (iii) and that do not operate for the purpose specified in §63.6640(f)(4)(ii).

(3) Existing institutional emergency stationary RICE located at an area source of HAP emissions that do not operate or are not contractually obligated to be available for more than 15 hours per calendar year for the purposes specified in §63.6640(f)(2)(ii) and (iii) and that do not operate for the purpose specified in §63.6640(f)(4)(ii).

[69 FR 33506, June 15, 2004, as amended at 73 FR 3603, Jan. 18, 2008; 78 FR 6700, Jan. 30, 2013]

**§63.6590 What parts of my plant does this subpart cover?**

This subpart applies to each affected source.

(a) *Affected source.* An affected source is any existing, new, or reconstructed stationary RICE located at a major or area source of HAP emissions, excluding stationary RICE being tested at a stationary RICE test cell/stand.

*(1) Existing stationary RICE.*

(i) For stationary RICE with a site rating of more than 500 brake horsepower (HP) located at a major source of HAP emissions, a stationary RICE is existing if you commenced construction or reconstruction of the stationary RICE before December 19, 2002.

(ii) For stationary RICE with a site rating of less than or equal to 500 brake HP located at a major source of HAP emissions, a stationary RICE is existing if you commenced construction or reconstruction of the stationary RICE before June 12, 2006.

(iii) For stationary RICE located at an area source of HAP emissions, a stationary RICE is existing if you commenced construction or reconstruction of the stationary RICE before June 12, 2006.

(iv) A change in ownership of an existing stationary RICE does not make that stationary RICE a new or reconstructed stationary RICE.

*(2) New stationary RICE.* (i) A stationary RICE with a site rating of more than 500 brake HP located at a major source of HAP emissions is new if you commenced construction of the stationary RICE on or after December 19, 2002.

(ii) A stationary RICE with a site rating of equal to or less than 500 brake HP located at a major source of HAP emissions is new if you commenced construction of the stationary RICE on or after June 12, 2006.

(iii) A stationary RICE located at an area source of HAP emissions is new if you commenced construction of the stationary RICE on or after June 12, 2006.

*(3) Reconstructed stationary RICE.* (i) A stationary RICE with a site rating of more than 500 brake HP located at a major source of HAP emissions is reconstructed if you meet the definition of reconstruction in §63.2 and reconstruction is commenced on or after December 19, 2002.

(ii) A stationary RICE with a site rating of equal to or less than 500 brake HP located at a major source of HAP emissions is reconstructed if you meet the definition of reconstruction in §63.2 and reconstruction is commenced on or after June 12, 2006.

(iii) A stationary RICE located at an area source of HAP emissions is reconstructed if you meet the definition of reconstruction in §63.2 and reconstruction is commenced on or after June 12, 2006.

(b) *Stationary RICE subject to limited requirements.* (1) An affected source which meets either of the criteria in paragraphs (b)(1)(i) through (ii) of this section does not have to meet the requirements of this subpart and of subpart A of this part except for the initial notification requirements of §63.6645(f).

(i) The stationary RICE is a new or reconstructed emergency stationary RICE with a site rating of more than 500 brake HP located at a major source of HAP emissions that does not operate or is not contractually obligated to be available for more than 15 hours per calendar year for the purposes specified in §63.6640(f)(2)(ii) and (iii).

(ii) The stationary RICE is a new or reconstructed limited use stationary RICE with a site rating of more than 500 brake HP located at a major source of HAP emissions.

(2) A new or reconstructed stationary RICE with a site rating of more than 500 brake HP located at a major source of HAP emissions which combusts landfill or digester gas equivalent to 10 percent or more of the gross heat input on an annual basis must meet the initial notification requirements of §63.6645(f) and the requirements of §§63.6625(c), 63.6650(g), and 63.6655(c). These stationary RICE do not have to meet the emission limitations and operating limitations of this subpart.

(3) The following stationary RICE do not have to meet the requirements of this subpart and of subpart A of this part, including initial notification requirements:

(i) Existing spark ignition 2 stroke lean burn (2SLB) stationary RICE with a site rating of more than 500 brake HP located at a major source of HAP emissions;

(ii) Existing spark ignition 4 stroke lean burn (4SLB) stationary RICE with a site rating of more than 500 brake HP located at a major source of HAP emissions;

(iii) Existing emergency stationary RICE with a site rating of more than 500 brake HP located at a major source of HAP emissions that does not operate or is not contractually obligated to be available for more than 15 hours per calendar year for the purposes specified in §63.6640(f)(2)(ii) and (iii).

(iv) Existing limited use stationary RICE with a site rating of more than 500 brake HP located at a major source of HAP emissions;

(v) Existing stationary RICE with a site rating of more than 500 brake HP located at a major source of HAP emissions that combusts landfill gas or digester gas equivalent to 10 percent or more of the gross heat input on an annual basis;

(c) *Stationary RICE subject to Regulations under 40 CFR Part 60.* An affected source that meets any of the criteria in paragraphs (c)(1) through (7) of this section must meet the requirements of this part by meeting the requirements of 40 CFR part 60 subpart IIII, for compression ignition engines or 40 CFR part 60 subpart JJJJ, for spark ignition engines. No further requirements apply for such engines under this part.

(1) A new or reconstructed stationary RICE located at an area source;

(2) A new or reconstructed 2SLB stationary RICE with a site rating of less than or equal to 500 brake HP located at a major source of HAP emissions;

(3) A new or reconstructed 4SLB stationary RICE with a site rating of less than 250 brake HP located at a major source of HAP emissions;

(4) A new or reconstructed spark ignition 4 stroke rich burn (4SRB) stationary RICE with a site rating of less than or equal to 500 brake HP located at a major source of HAP emissions;

(5) A new or reconstructed stationary RICE with a site rating of less than or equal to 500 brake HP located at a major source of HAP emissions which combusts landfill or digester gas equivalent to 10 percent or more of the gross heat input on an annual basis;

(6) A new or reconstructed emergency or limited use stationary RICE with a site rating of less than or equal to 500 brake HP located at a major source of HAP emissions;

(7) A new or reconstructed compression ignition (CI) stationary RICE with a site rating of less than or equal to 500 brake HP located at a major source of HAP emissions.

[69 FR 33506, June 15, 2004, as amended at 73 FR 3604, Jan. 18, 2008; 75 FR 9674, Mar. 3, 2010; 75 FR 37733, June 30, 2010; 75 FR 51588, Aug. 20, 2010; 78 FR 6700, Jan. 30, 2013]

**§63.6595 When do I have to comply with this subpart?**

(a) *Affected sources.* (1) If you have an existing stationary RICE, excluding existing non-emergency CI stationary RICE, with a site rating of more than 500 brake HP located at a major source of HAP emissions, you must comply with the applicable emission limitations, operating limitations and other requirements no later than June 15, 2007. If you have an existing non-emergency CI stationary RICE with a site rating of more than 500 brake HP located at a major source of HAP emissions, an existing stationary CI RICE with a site rating of less than or equal to 500 brake HP located at a major source of HAP emissions, or an existing stationary CI RICE located at an area source of HAP emissions, you must comply with the applicable emission limitations, operating limitations, and other requirements no later than May 3, 2013. If you have an existing stationary SI RICE with a site rating of less than or equal to 500 brake HP located at a major source of HAP emissions, or an existing stationary SI RICE located at an area source of HAP emissions, you must comply with the applicable emission limitations, operating limitations, and other requirements no later than October 19, 2013.

(2) If you start up your new or reconstructed stationary RICE with a site rating of more than 500 brake HP located at a major source of HAP emissions before August 16, 2004, you must comply with the applicable emission limitations and operating limitations in this subpart no later than August 16, 2004.

(3) If you start up your new or reconstructed stationary RICE with a site rating of more than 500 brake HP located at a major source of HAP emissions after August 16, 2004, you must comply with the applicable emission limitations and operating limitations in this subpart upon startup of your affected source.

(4) If you start up your new or reconstructed stationary RICE with a site rating of less than or equal to 500 brake HP located at a major source of HAP emissions before January 18, 2008, you must comply with the applicable emission limitations and operating limitations in this subpart no later than January 18, 2008.

(5) If you start up your new or reconstructed stationary RICE with a site rating of less than or equal to 500 brake HP located at a major source of HAP emissions after January 18, 2008, you must comply with the applicable emission limitations and operating limitations in this subpart upon startup of your affected source.

(6) If you start up your new or reconstructed stationary RICE located at an area source of HAP emissions before January 18, 2008, you must comply with the applicable emission limitations and operating limitations in this subpart no later than January 18, 2008.

(7) If you start up your new or reconstructed stationary RICE located at an area source of HAP emissions after January 18, 2008, you must comply with the applicable emission limitations and operating limitations in this subpart upon startup of your affected source.

(b) *Area sources that become major sources.* If you have an area source that increases its emissions or its potential to emit such that it becomes a major source of HAP, the compliance dates in paragraphs (b)(1) and (2) of this section apply to you.



(1) Any stationary RICE for which construction or reconstruction is commenced after the date when your area source becomes a major source of HAP must be in compliance with this subpart upon startup of your affected source.

(2) Any stationary RICE for which construction or reconstruction is commenced before your area source becomes a major source of HAP must be in compliance with the provisions of this subpart that are applicable to RICE located at major sources within 3 years after your area source becomes a major source of HAP.

(c) If you own or operate an affected source, you must meet the applicable notification requirements in §63.6645 and in 40 CFR part 63, subpart A.

[69 FR 33506, June 15, 2004, as amended at 73 FR 3604, Jan. 18, 2008; 75 FR 9675, Mar. 3, 2010; 75 FR 51589, Aug. 20, 2010; 78 FR 6701, Jan. 30, 2013]

### **Emission and Operating Limitations**

#### **§63.6600 What emission limitations and operating limitations must I meet if I own or operate a stationary RICE with a site rating of more than 500 brake HP located at a major source of HAP emissions?**

Compliance with the numerical emission limitations established in this subpart is based on the results of testing the average of three 1-hour runs using the testing requirements and procedures in §63.6620 and Table 4 to this subpart.

(a) If you own or operate an existing, new, or reconstructed spark ignition 4SRB stationary RICE with a site rating of more than 500 brake HP located at a major source of HAP emissions, you must comply with the emission limitations in Table 1a to this subpart and the operating limitations in Table 1b to this subpart which apply to you.

(b) If you own or operate a new or reconstructed 2SLB stationary RICE with a site rating of more than 500 brake HP located at major source of HAP emissions, a new or reconstructed 4SLB stationary RICE with a site rating of more than 500 brake HP located at major source of HAP emissions, or a new or reconstructed CI stationary RICE with a site rating of more than 500 brake HP located at a major source of HAP emissions, you must comply with the emission limitations in Table 2a to this subpart and the operating limitations in Table 2b to this subpart which apply to you.

(c) If you own or operate any of the following stationary RICE with a site rating of more than 500 brake HP located at a major source of HAP emissions, you do not need to comply with the emission limitations in Tables 1a, 2a, 2c, and 2d to this subpart or operating limitations in Tables 1b and 2b to this subpart: an existing 2SLB stationary RICE; an existing 4SLB stationary RICE; a stationary RICE that combusts landfill gas or digester gas equivalent to 10 percent or more of the gross heat input on an annual basis; an emergency stationary RICE; or a limited use stationary RICE.

(d) If you own or operate an existing non-emergency stationary CI RICE with a site rating of more than 500 brake HP located at a major source of HAP emissions, you must comply with the emission limitations in Table 2c to this subpart and the operating limitations in Table 2b to this subpart which apply to you.

[73 FR 3605, Jan. 18, 2008, as amended at 75 FR 9675, Mar. 3, 2010]

#### **§63.6601 What emission limitations must I meet if I own or operate a new or reconstructed 4SLB stationary RICE with a site rating of greater than or equal to 250 brake HP and less than or equal to 500 brake HP located at a major source of HAP emissions?**

Compliance with the numerical emission limitations established in this subpart is based on the results of testing the average of three 1-hour runs using the testing requirements and procedures in §63.6620 and Table 4 to this subpart. If you own or operate a new or reconstructed 4SLB stationary RICE with a site rating of greater than or equal to 250 and less than or equal to 500 brake HP located at major source of HAP emissions manufactured on or after January 1, 2008, you must comply with the emission limitations in Table 2a to this subpart and the operating limitations in Table 2b to this subpart which apply to you.

[73 FR 3605, Jan. 18, 2008, as amended at 75 FR 9675, Mar. 3, 2010; 75 FR 51589, Aug. 20, 2010]

**§63.6602 What emission limitations and other requirements must I meet if I own or operate an existing stationary RICE with a site rating of equal to or less than 500 brake HP located at a major source of HAP emissions?**

If you own or operate an existing stationary RICE with a site rating of equal to or less than 500 brake HP located at a major source of HAP emissions, you must comply with the emission limitations and other requirements in Table 2c to this subpart which apply to you. Compliance with the numerical emission limitations established in this subpart is based on the results of testing the average of three 1-hour runs using the testing requirements and procedures in §63.6620 and Table 4 to this subpart.

[78 FR 6701, Jan. 30, 2013]

**§63.6603 What emission limitations, operating limitations, and other requirements must I meet if I own or operate an existing stationary RICE located at an area source of HAP emissions?**

Compliance with the numerical emission limitations established in this subpart is based on the results of testing the average of three 1-hour runs using the testing requirements and procedures in §63.6620 and Table 4 to this subpart.

(a) If you own or operate an existing stationary RICE located at an area source of HAP emissions, you must comply with the requirements in Table 2d to this subpart and the operating limitations in Table 2b to this subpart that apply to you.

(b) If you own or operate an existing stationary non-emergency CI RICE with a site rating of more than 300 HP located at an area source of HAP that meets either paragraph (b)(1) or (2) of this section, you do not have to meet the numerical CO emission limitations specified in Table 2d of this subpart. Existing stationary non-emergency CI RICE with a site rating of more than 300 HP located at an area source of HAP that meet either paragraph (b)(1) or (2) of this section must meet the management practices that are shown for stationary non-emergency CI RICE with a site rating of less than or equal to 300 HP in Table 2d of this subpart.

(1) The area source is located in an area of Alaska that is not accessible by the Federal Aid Highway System (FAHS).

(2) The stationary RICE is located at an area source that meets paragraphs (b)(2)(i), (ii), and (iii) of this section.

(i) The only connection to the FAHS is through the Alaska Marine Highway System (AMHS), or the stationary RICE operation is within an isolated grid in Alaska that is not connected to the statewide electrical grid referred to as the Alaska Railbelt Grid.

(ii) At least 10 percent of the power generated by the stationary RICE on an annual basis is used for residential purposes.

(iii) The generating capacity of the area source is less than 12 megawatts, or the stationary RICE is used exclusively for backup power for renewable energy.

(c) If you own or operate an existing stationary non-emergency CI RICE with a site rating of more than 300 HP located on an offshore vessel that is an area source of HAP and is a nonroad vehicle that is an Outer Continental Shelf (OCS) source as defined in 40 CFR 55.2, you do not have to meet the numerical CO emission limitations specified in Table 2d of this subpart. You must meet all of the following management practices:

(1) Change oil every 1,000 hours of operation or annually, whichever comes first. Sources have the option to utilize an oil analysis program as described in §63.6625(i) in order to extend the specified oil change requirement.

(2) Inspect and clean air filters every 750 hours of operation or annually, whichever comes first, and replace as necessary.

(3) Inspect fuel filters and belts, if installed, every 750 hours of operation or annually, whichever comes first, and replace as necessary.

(4) Inspect all flexible hoses every 1,000 hours of operation or annually, whichever comes first, and replace as necessary.

(d) If you own or operate an existing non-emergency CI RICE with a site rating of more than 300 HP located at an area source of HAP emissions that is certified to the Tier 1 or Tier 2 emission standards in Table 1 of 40 CFR 89.112 and that is subject to an enforceable state or local standard that requires the engine to be replaced no later than June 1, 2018, you may until January 1, 2015, or 12 years after the installation date of the engine (whichever is later), but not later than June 1, 2018, choose to comply with the management practices that are shown for stationary non-emergency CI RICE with a site rating of less than or equal to 300 HP in Table 2d of this subpart instead of the applicable emission limitations in Table 2d, operating limitations in Table 2b, and crankcase ventilation system requirements in §63.6625(g). You must comply with the emission limitations in Table 2d and operating limitations in Table 2b that apply for non-emergency CI RICE with a site rating of more than 300 HP located at an area source of HAP emissions by January 1, 2015, or 12 years after the installation date of the engine (whichever is later), but not later than June 1, 2018. You must also comply with the crankcase ventilation system requirements in §63.6625(g) by January 1, 2015, or 12 years after the installation date of the engine (whichever is later), but not later than June 1, 2018.

(e) If you own or operate an existing non-emergency CI RICE with a site rating of more than 300 HP located at an area source of HAP emissions that is certified to the Tier 3 (Tier 2 for engines above 560 kilowatt (kW)) emission standards in Table 1 of 40 CFR 89.112, you may comply with the requirements under this part by meeting the requirements for Tier 3 engines (Tier 2 for engines above 560 kW) in 40 CFR part 60 subpart IIII instead of the emission limitations and other requirements that would otherwise apply under this part for existing non-emergency CI RICE with a site rating of more than 300 HP located at an area source of HAP emissions.

(f) An existing non-emergency SI 4SLB and 4SRB stationary RICE with a site rating of more than 500 HP located at area sources of HAP must meet the definition of remote stationary RICE in §63.6675 on the initial compliance date for the engine, October 19, 2013, in order to be considered a remote stationary RICE under this subpart. Owners and operators of existing non-emergency SI 4SLB and 4SRB stationary RICE with a site rating of more than 500 HP located at area sources of HAP that meet the definition of remote stationary RICE in §63.6675 of this subpart as of October 19, 2013 must evaluate the status of their stationary RICE every 12 months. Owners and operators must keep records of the initial and annual evaluation of the status of the engine. If the evaluation indicates that the stationary RICE no longer meets the definition of remote stationary RICE in §63.6675 of this subpart, the owner or operator must comply with all of the requirements for existing non-emergency SI 4SLB and 4SRB stationary RICE with a site rating of more than 500 HP located at area sources of HAP that are not remote stationary RICE within 1 year of the evaluation.

[75 FR 9675, Mar. 3, 2010, as amended at 75 FR 51589, Aug. 20, 2010; 76 FR 12866, Mar. 9, 2011; 78 FR 6701, Jan. 30, 2013]

#### **§63.6604 What fuel requirements must I meet if I own or operate a stationary CI RICE?**

(a) If you own or operate an existing non-emergency, non-black start CI stationary RICE with a site rating of more than 300 brake HP with a displacement of less than 30 liters per cylinder that uses diesel fuel, you must use diesel fuel that meets the requirements in 40 CFR 80.510(b) for nonroad diesel fuel.

(b) Beginning January 1, 2015, if you own or operate an existing emergency CI stationary RICE with a site rating of more than 100 brake HP and a displacement of less than 30 liters per cylinder that uses diesel fuel and operates or is contractually obligated to be available for more than 15 hours per calendar year for the purposes specified in §63.6640(f)(2)(ii) and (iii) or that operates for the purpose specified in §63.6640(f)(4)(ii), you must use diesel fuel that meets the requirements in 40 CFR 80.510(b) for nonroad diesel fuel, except that any existing diesel fuel purchased (or otherwise obtained) prior to January 1, 2015, may be used until depleted.

(c) Beginning January 1, 2015, if you own or operate a new emergency CI stationary RICE with a site rating of more than 500 brake HP and a displacement of less than 30 liters per cylinder located at a major source of HAP that uses diesel fuel and operates or is contractually obligated to be available for more than 15 hours per calendar year for the purposes specified in §63.6640(f)(2)(ii) and (iii), you must use diesel fuel that meets the requirements in 40 CFR 80.510(b) for nonroad diesel fuel, except that any existing diesel fuel purchased (or otherwise obtained) prior to January 1, 2015, may be used until depleted.

(d) Existing CI stationary RICE located in Guam, American Samoa, the Commonwealth of the Northern Mariana Islands, at area sources in areas of Alaska that meet either §63.6603(b)(1) or §63.6603(b)(2), or are on offshore vessels that meet §63.6603(c) are exempt from the requirements of this section.

[78 FR 6702, Jan. 30, 2013]

### **General Compliance Requirements**

#### **§63.6605 What are my general requirements for complying with this subpart?**

(a) You must be in compliance with the emission limitations, operating limitations, and other requirements in this subpart that apply to you at all times.

(b) At all times you must operate and maintain any affected source, including associated air pollution control equipment and monitoring equipment, in a manner consistent with safety and good air pollution control practices for minimizing emissions. The general duty to minimize emissions does not require you to make any further efforts to reduce emissions if levels required by this standard have been achieved. Determination of whether such operation and maintenance procedures are being used will be based on information available to the Administrator which may include, but is not limited to, monitoring results, review of operation and maintenance procedures, review of operation and maintenance records, and inspection of the source.

[75 FR 9675, Mar. 3, 2010, as amended at 78 FR 6702, Jan. 30, 2013]

### **Testing and Initial Compliance Requirements**

#### **§63.6610 By what date must I conduct the initial performance tests or other initial compliance demonstrations if I own or operate a stationary RICE with a site rating of more than 500 brake HP located at a major source of HAP emissions?**

If you own or operate a stationary RICE with a site rating of more than 500 brake HP located at a major source of HAP emissions you are subject to the requirements of this section.

(a) You must conduct the initial performance test or other initial compliance demonstrations in Table 4 to this subpart that apply to you within 180 days after the compliance date that is specified for your stationary RICE in §63.6595 and according to the provisions in §63.7(a)(2).

(b) If you commenced construction or reconstruction between December 19, 2002 and June 15, 2004 and own or operate stationary RICE with a site rating of more than 500 brake HP located at a major source of HAP emissions, you must demonstrate initial compliance with either the proposed emission limitations or the promulgated emission limitations no later than February 10, 2005 or no later than 180 days after startup of the source, whichever is later, according to §63.7(a)(2)(ix).

(c) If you commenced construction or reconstruction between December 19, 2002 and June 15, 2004 and own or operate stationary RICE with a site rating of more than 500 brake HP located at a major source of HAP emissions, and you chose to comply with the proposed emission limitations when demonstrating initial compliance, you must conduct a second performance test to demonstrate compliance with the promulgated emission limitations by December 13, 2007 or after startup of the source, whichever is later, according to §63.7(a)(2)(ix).

(d) An owner or operator is not required to conduct an initial performance test on units for which a performance test has been previously conducted, but the test must meet all of the conditions described in paragraphs (d)(1) through (5) of this section.

(1) The test must have been conducted using the same methods specified in this subpart, and these methods must have been followed correctly.

(2) The test must not be older than 2 years.

- (3) The test must be reviewed and accepted by the Administrator.
- (4) Either no process or equipment changes must have been made since the test was performed, or the owner or operator must be able to demonstrate that the results of the performance test, with or without adjustments, reliably demonstrate compliance despite process or equipment changes.
- (5) The test must be conducted at any load condition within plus or minus 10 percent of 100 percent load.

[69 FR 33506, June 15, 2004, as amended at 73 FR 3605, Jan. 18, 2008]

**§63.6611 By what date must I conduct the initial performance tests or other initial compliance demonstrations if I own or operate a new or reconstructed 4SLB SI stationary RICE with a site rating of greater than or equal to 250 and less than or equal to 500 brake HP located at a major source of HAP emissions?**

If you own or operate a new or reconstructed 4SLB stationary RICE with a site rating of greater than or equal to 250 and less than or equal to 500 brake HP located at a major source of HAP emissions, you must conduct an initial performance test within 240 days after the compliance date that is specified for your stationary RICE in §63.6595 and according to the provisions specified in Table 4 to this subpart, as appropriate.

[73 FR 3605, Jan. 18, 2008, as amended at 75 FR 51589, Aug. 20, 2010]

**§63.6612 By what date must I conduct the initial performance tests or other initial compliance demonstrations if I own or operate an existing stationary RICE with a site rating of less than or equal to 500 brake HP located at a major source of HAP emissions or an existing stationary RICE located at an area source of HAP emissions?**

If you own or operate an existing stationary RICE with a site rating of less than or equal to 500 brake HP located at a major source of HAP emissions or an existing stationary RICE located at an area source of HAP emissions you are subject to the requirements of this section.

- (a) You must conduct any initial performance test or other initial compliance demonstration according to Tables 4 and 5 to this subpart that apply to you within 180 days after the compliance date that is specified for your stationary RICE in §63.6595 and according to the provisions in §63.7(a)(2).
- (b) An owner or operator is not required to conduct an initial performance test on a unit for which a performance test has been previously conducted, but the test must meet all of the conditions described in paragraphs (b)(1) through (4) of this section.
  - (1) The test must have been conducted using the same methods specified in this subpart, and these methods must have been followed correctly.

(2) The test must not be older than 2 years.

(3) The test must be reviewed and accepted by the Administrator.

(4) Either no process or equipment changes must have been made since the test was performed, or the owner or operator must be able to demonstrate that the results of the performance test, with or without adjustments, reliably demonstrate compliance despite process or equipment changes.

[75 FR 9676, Mar. 3, 2010, as amended at 75 FR 51589, Aug. 20, 2010]

**§63.6615 When must I conduct subsequent performance tests?**

If you must comply with the emission limitations and operating limitations, you must conduct subsequent performance tests as specified in Table 3 of this subpart.

**§63.6620 What performance tests and other procedures must I use?**

(a) You must conduct each performance test in Tables 3 and 4 of this subpart that applies to you.

(b) Each performance test must be conducted according to the requirements that this subpart specifies in Table 4 to this subpart. If you own or operate a non-operational stationary RICE that is subject to performance testing, you do not need to start up the engine solely to conduct the performance test. Owners and operators of a non-operational engine can conduct the performance test when the engine is started up again. The test must be conducted at any load condition within plus or minus 10 percent of 100 percent load for the stationary RICE listed in paragraphs (b)(1) through (4) of this section.

(1) Non-emergency 4SRB stationary RICE with a site rating of greater than 500 brake HP located at a major source of HAP emissions.

(2) New non-emergency 4SLB stationary RICE with a site rating of greater than or equal to 250 brake HP located at a major source of HAP emissions.

(3) New non-emergency 2SLB stationary RICE with a site rating of greater than 500 brake HP located at a major source of HAP emissions.

(4) New non-emergency CI stationary RICE with a site rating of greater than 500 brake HP located at a major source of HAP emissions.

(c) [Reserved]

(d) You must conduct three separate test runs for each performance test required in this section, as specified in §63.7(e)(3). Each test run must last at least 1 hour, unless otherwise specified in this subpart.

(e)(1) You must use Equation 1 of this section to determine compliance with the percent reduction requirement:

$$\frac{C_i - C_o}{C_i} \times 100 = R \quad (\text{Eq. 1})$$

Where:

$C_i$  = concentration of carbon monoxide (CO), total hydrocarbons (THC), or formaldehyde at the control device inlet,

$C_o$  = concentration of CO, THC, or formaldehyde at the control device outlet, and

$R$  = percent reduction of CO, THC, or formaldehyde emissions.

(2) You must normalize the CO, THC, or formaldehyde concentrations at the inlet and outlet of the control device to a dry basis and to 15 percent oxygen, or an equivalent percent carbon dioxide ( $\text{CO}_2$ ). If pollutant concentrations are to be corrected to 15 percent oxygen and  $\text{CO}_2$  concentration is measured in lieu of oxygen concentration measurement, a  $\text{CO}_2$  correction factor is needed. Calculate the  $\text{CO}_2$  correction factor as described in paragraphs (e)(2)(i) through (iii) of this section.

(i) Calculate the fuel-specific  $F_o$  value for the fuel burned during the test using values obtained from Method 19, Section 5.2, and the following equation:

$$F_o = \frac{0.209 F_d}{F_c} \quad (\text{Eq. 2})$$

Where:

$F_o$  = Fuel factor based on the ratio of oxygen volume to the ultimate  $CO_2$  volume produced by the fuel at zero percent excess air.

0.209 = Fraction of air that is oxygen, percent/100.

$F_d$  = Ratio of the volume of dry effluent gas to the gross calorific value of the fuel from Method 19, dsm<sup>3</sup>/J (dscf/106 Btu).

$F_c$  = Ratio of the volume of  $CO_2$  produced to the gross calorific value of the fuel from Method 19, dsm<sup>3</sup>/J (dscf/106 Btu)

(ii) Calculate the  $CO_2$  correction factor for correcting measurement data to 15 percent  $O_2$ , as follows:

$$X_{CO_2} = \frac{5.9}{F_o} \quad (\text{Eq. 3})$$

Where:

$X_{CO_2}$  =  $CO_2$  correction factor, percent.

5.9 = 20.9 percent  $O_2$ —15 percent  $O_2$ , the defined  $O_2$  correction value, percent.

(iii) Calculate the CO, THC, and formaldehyde gas concentrations adjusted to 15 percent  $O_2$  using  $CO_2$  as follows:

$$C_{adj} = C_d \frac{X_{CO_2}}{\%CO_2} \quad (\text{Eq. 4})$$

Where:

$C_{adj}$  = Calculated concentration of CO, THC, or formaldehyde adjusted to 15 percent  $O_2$ .

$C_d$  = Measured concentration of CO, THC, or formaldehyde, uncorrected.

$X_{CO_2}$  =  $CO_2$  correction factor, percent.

$\%CO_2$  = Measured  $CO_2$  concentration measured, dry basis, percent.

(f) If you comply with the emission limitation to reduce CO and you are not using an oxidation catalyst, if you comply with the emission limitation to reduce formaldehyde and you are not using NSCR, or if you comply with the emission limitation to limit the concentration of formaldehyde in the stationary RICE exhaust and you are not using an oxidation catalyst or NSCR, you must petition the Administrator for operating limitations to be established during the initial performance test and continuously monitored thereafter; or for approval of no operating limitations. You must not conduct the initial performance test until after the petition has been approved by the Administrator.

(g) If you petition the Administrator for approval of operating limitations, your petition must include the information described in paragraphs (g)(1) through (5) of this section.

(1) Identification of the specific parameters you propose to use as operating limitations;

(2) A discussion of the relationship between these parameters and HAP emissions, identifying how HAP emissions change with changes in these parameters, and how limitations on these parameters will serve to limit HAP emissions;

(3) A discussion of how you will establish the upper and/or lower values for these parameters which will establish the limits on these parameters in the operating limitations;

- (4) A discussion identifying the methods you will use to measure and the instruments you will use to monitor these parameters, as well as the relative accuracy and precision of these methods and instruments; and
- (5) A discussion identifying the frequency and methods for recalibrating the instruments you will use for monitoring these parameters.
- (h) If you petition the Administrator for approval of no operating limitations, your petition must include the information described in paragraphs (h)(1) through (7) of this section.
- (1) Identification of the parameters associated with operation of the stationary RICE and any emission control device which could change intentionally (e.g., operator adjustment, automatic controller adjustment, etc.) or unintentionally (e.g., wear and tear, error, etc.) on a routine basis or over time;
- (2) A discussion of the relationship, if any, between changes in the parameters and changes in HAP emissions;
- (3) For the parameters which could change in such a way as to increase HAP emissions, a discussion of whether establishing limitations on the parameters would serve to limit HAP emissions;
- (4) For the parameters which could change in such a way as to increase HAP emissions, a discussion of how you could establish upper and/or lower values for the parameters which would establish limits on the parameters in operating limitations;
- (5) For the parameters, a discussion identifying the methods you could use to measure them and the instruments you could use to monitor them, as well as the relative accuracy and precision of the methods and instruments;
- (6) For the parameters, a discussion identifying the frequency and methods for recalibrating the instruments you could use to monitor them; and
- (7) A discussion of why, from your point of view, it is infeasible or unreasonable to adopt the parameters as operating limitations.
- (i) The engine percent load during a performance test must be determined by documenting the calculations, assumptions, and measurement devices used to measure or estimate the percent load in a specific application. A written report of the average percent load determination must be included in the notification of compliance status. The following information must be included in the written report: the engine model number, the engine manufacturer, the year of purchase, the manufacturer's site-rated brake horsepower, the ambient temperature, pressure, and humidity during the performance test, and all assumptions that were made to estimate or calculate percent load during the performance test must be clearly explained. If measurement devices such as flow meters, kilowatt meters, beta analyzers, stain gauges, etc. are used, the model number of the measurement device, and an estimate of its accurate in percentage of true value must be provided.

[69 FR 33506, June 15, 2004, as amended at 75 FR 9676, Mar. 3, 2010; 78 FR 6702, Jan. 30, 2013]

**§63.6625 What are my monitoring, installation, collection, operation, and maintenance requirements?**

- (a) If you elect to install a CEMS as specified in Table 5 of this subpart, you must install, operate, and maintain a CEMS to monitor CO and either O<sub>2</sub> or CO<sub>2</sub> according to the requirements in paragraphs (a)(1) through (4) of this section. If you are meeting a requirement to reduce CO emissions, the CEMS must be installed at both the inlet and outlet of the control device. If you are meeting a requirement to limit the concentration of CO, the CEMS must be installed at the outlet of the control device.
- (1) Each CEMS must be installed, operated, and maintained according to the applicable performance specifications of 40 CFR part 60, appendix B.
- (2) You must conduct an initial performance evaluation and an annual relative accuracy test audit (RATA) of each CEMS according to the requirements in §63.8 and according to the applicable performance specifications of 40 CFR



part 60, appendix B as well as daily and periodic data quality checks in accordance with 40 CFR part 60, appendix F, procedure 1.

(3) As specified in §63.8(c)(4)(ii), each CEMS must complete a minimum of one cycle of operation (sampling, analyzing, and data recording) for each successive 15-minute period. You must have at least two data points, with each representing a different 15-minute period, to have a valid hour of data.

(4) The CEMS data must be reduced as specified in §63.8(g)(2) and recorded in parts per million or parts per billion (as appropriate for the applicable limitation) at 15 percent oxygen or the equivalent CO<sub>2</sub> concentration.

(b) If you are required to install a continuous parameter monitoring system (CPMS) as specified in Table 5 of this subpart, you must install, operate, and maintain each CPMS according to the requirements in paragraphs (b)(1) through (6) of this section. For an affected source that is complying with the emission limitations and operating limitations on March 9, 2011, the requirements in paragraph (b) of this section are applicable September 6, 2011.

(1) You must prepare a site-specific monitoring plan that addresses the monitoring system design, data collection, and the quality assurance and quality control elements outlined in paragraphs (b)(1)(i) through (v) of this section and in §63.8(d). As specified in §63.8(f)(4), you may request approval of monitoring system quality assurance and quality control procedures alternative to those specified in paragraphs (b)(1) through (5) of this section in your site-specific monitoring plan.

(i) The performance criteria and design specifications for the monitoring system equipment, including the sample interface, detector signal analyzer, and data acquisition and calculations;

(ii) Sampling interface (e.g., thermocouple) location such that the monitoring system will provide representative measurements;

(iii) Equipment performance evaluations, system accuracy audits, or other audit procedures;

(iv) Ongoing operation and maintenance procedures in accordance with provisions in §63.8(c)(1)(ii) and (c)(3); and

(v) Ongoing reporting and recordkeeping procedures in accordance with provisions in §63.10(c), (e)(1), and (e)(2)(i).

(2) You must install, operate, and maintain each CPMS in continuous operation according to the procedures in your site-specific monitoring plan.

(3) The CPMS must collect data at least once every 15 minutes (see also §63.6635).

(4) For a CPMS for measuring temperature range, the temperature sensor must have a minimum tolerance of 2.8 degrees Celsius (5 degrees Fahrenheit) or 1 percent of the measurement range, whichever is larger.

(5) You must conduct the CPMS equipment performance evaluation, system accuracy audits, or other audit procedures specified in your site-specific monitoring plan at least annually.

(6) You must conduct a performance evaluation of each CPMS in accordance with your site-specific monitoring plan.

(c) If you are operating a new or reconstructed stationary RICE which fires landfill gas or digester gas equivalent to 10 percent or more of the gross heat input on an annual basis, you must monitor and record your fuel usage daily with separate fuel meters to measure the volumetric flow rate of each fuel. In addition, you must operate your stationary RICE in a manner which reasonably minimizes HAP emissions.

(d) If you are operating a new or reconstructed emergency 4SLB stationary RICE with a site rating of greater than or equal to 250 and less than or equal to 500 brake HP located at a major source of HAP emissions, you must install a non-resettable hour meter prior to the startup of the engine.

(e) If you own or operate any of the following stationary RICE, you must operate and maintain the stationary RICE and after-treatment control device (if any) according to the manufacturer's emission-related written instructions or develop your own maintenance plan which must provide to the extent practicable for the maintenance and operation of the engine in a manner consistent with good air pollution control practice for minimizing emissions:

- (1) An existing stationary RICE with a site rating of less than 100 HP located at a major source of HAP emissions;
  - (2) An existing emergency or black start stationary RICE with a site rating of less than or equal to 500 HP located at a major source of HAP emissions;
  - (3) An existing emergency or black start stationary RICE located at an area source of HAP emissions;
  - (4) An existing non-emergency, non-black start stationary CI RICE with a site rating less than or equal to 300 HP located at an area source of HAP emissions;
  - (5) An existing non-emergency, non-black start 2SLB stationary RICE located at an area source of HAP emissions;
  - (6) An existing non-emergency, non-black start stationary RICE located at an area source of HAP emissions which combusts landfill or digester gas equivalent to 10 percent or more of the gross heat input on an annual basis.
  - (7) An existing non-emergency, non-black start 4SLB stationary RICE with a site rating less than or equal to 500 HP located at an area source of HAP emissions;
  - (8) An existing non-emergency, non-black start 4SRB stationary RICE with a site rating less than or equal to 500 HP located at an area source of HAP emissions;
  - (9) An existing, non-emergency, non-black start 4SLB stationary RICE with a site rating greater than 500 HP located at an area source of HAP emissions that is operated 24 hours or less per calendar year; and
  - (10) An existing, non-emergency, non-black start 4SRB stationary RICE with a site rating greater than 500 HP located at an area source of HAP emissions that is operated 24 hours or less per calendar year.
- (f) If you own or operate an existing emergency stationary RICE with a site rating of less than or equal to 500 brake HP located at a major source of HAP emissions or an existing emergency stationary RICE located at an area source of HAP emissions, you must install a non-resettable hour meter if one is not already installed.

(g) If you own or operate an existing non-emergency, non-black start CI engine greater than or equal to 300 HP that is not equipped with a closed crankcase ventilation system, you must comply with either paragraph (g)(1) or paragraph (2) of this section. Owners and operators must follow the manufacturer's specified maintenance requirements for operating and maintaining the open or closed crankcase ventilation systems and replacing the crankcase filters, or can request the Administrator to approve different maintenance requirements that are as protective as manufacturer requirements. Existing CI engines located at area sources in areas of Alaska that meet either §63.6603(b)(1) or §63.6603(b)(2) do not have to meet the requirements of this paragraph (g). Existing CI engines located on offshore vessels that meet §63.6603(c) do not have to meet the requirements of this paragraph (g).

- (1) Install a closed crankcase ventilation system that prevents crankcase emissions from being emitted to the atmosphere, or
  - (2) Install an open crankcase filtration emission control system that reduces emissions from the crankcase by filtering the exhaust stream to remove oil mist, particulates and metals.
- (h) If you operate a new, reconstructed, or existing stationary engine, you must minimize the engine's time spent at idle during startup and minimize the engine's startup time to a period needed for appropriate and safe loading of the engine, not to exceed 30 minutes, after which time the emission standards applicable to all times other than startup in Tables 1a, 2a, 2c, and 2d to this subpart apply.

(i) If you own or operate a stationary CI engine that is subject to the work, operation or management practices in items 1 or 2 of Table 2c to this subpart or in items 1 or 4 of Table 2d to this subpart, you have the option of utilizing an oil analysis program in order to extend the specified oil change requirement in Tables 2c and 2d to this subpart. The oil analysis must be performed at the same frequency specified for changing the oil in Table 2c or 2d to this subpart. The analysis program must at a minimum analyze the following three parameters: Total Base Number, viscosity, and percent water content. The condemning limits for these parameters are as follows: Total Base Number is less than 30 percent of the Total Base Number of the oil when new; viscosity of the oil has changed by more than 20 percent from the viscosity of the oil when new; or percent water content (by volume) is greater than 0.5. If all of these condemning limits are not exceeded, the engine owner or operator is not required to change the oil. If any of the limits are exceeded, the engine owner or operator must change the oil within 2 business days of receiving the results of the analysis; if the engine is not in operation when the results of the analysis are received, the engine owner or operator must change the oil within 2 business days or before commencing operation, whichever is later. The owner or operator must keep records of the parameters that are analyzed as part of the program, the results of the analysis, and the oil changes for the engine. The analysis program must be part of the maintenance plan for the engine.

(j) If you own or operate a stationary SI engine that is subject to the work, operation or management practices in items 6, 7, or 8 of Table 2c to this subpart or in items 5, 6, 7, 9, or 11 of Table 2d to this subpart, you have the option of utilizing an oil analysis program in order to extend the specified oil change requirement in Tables 2c and 2d to this subpart. The oil analysis must be performed at the same frequency specified for changing the oil in Table 2c or 2d to this subpart. The analysis program must at a minimum analyze the following three parameters: Total Acid Number, viscosity, and percent water content. The condemning limits for these parameters are as follows: Total Acid Number increases by more than 3.0 milligrams of potassium hydroxide (KOH) per gram from Total Acid Number of the oil when new; viscosity of the oil has changed by more than 20 percent from the viscosity of the oil when new; or percent water content (by volume) is greater than 0.5. If all of these condemning limits are not exceeded, the engine owner or operator is not required to change the oil. If any of the limits are exceeded, the engine owner or operator must change the oil within 2 business days of receiving the results of the analysis; if the engine is not in operation when the results of the analysis are received, the engine owner or operator must change the oil within 2 business days or before commencing operation, whichever is later. The owner or operator must keep records of the parameters that are analyzed as part of the program, the results of the analysis, and the oil changes for the engine. The analysis program must be part of the maintenance plan for the engine.

[69 FR 33506, June 15, 2004, as amended at 73 FR 3606, Jan. 18, 2008; 75 FR 9676, Mar. 3, 2010; 75 FR 51589, Aug. 20, 2010; 76 FR 12866, Mar. 9, 2011; 78 FR 6703, Jan. 30, 2013]

**§63.6630 How do I demonstrate initial compliance with the emission limitations, operating limitations, and other requirements?**

(a) You must demonstrate initial compliance with each emission limitation, operating limitation, and other requirement that applies to you according to Table 5 of this subpart.

(b) During the initial performance test, you must establish each operating limitation in Tables 1b and 2b of this subpart that applies to you.

(c) You must submit the Notification of Compliance Status containing the results of the initial compliance demonstration according to the requirements in §63.6645.

(d) Non-emergency 4SRB stationary RICE complying with the requirement to reduce formaldehyde emissions by 76 percent or more can demonstrate initial compliance with the formaldehyde emission limit by testing for THC instead of formaldehyde. The testing must be conducted according to the requirements in Table 4 of this subpart. The average reduction of emissions of THC determined from the performance test must be equal to or greater than 30 percent.

(e) The initial compliance demonstration required for existing non-emergency 4SLB and 4SRB stationary RICE with a site rating of more than 500 HP located at an area source of HAP that are not remote stationary RICE and that are operated more than 24 hours per calendar year must be conducted according to the following requirements:

(1) The compliance demonstration must consist of at least three test runs.

(2) Each test run must be of at least 15 minute duration, except that each test conducted using the method in appendix A to this subpart must consist of at least one measurement cycle and include at least 2 minutes of test data phase measurement.

(3) If you are demonstrating compliance with the CO concentration or CO percent reduction requirement, you must measure CO emissions using one of the CO measurement methods specified in Table 4 of this subpart, or using appendix A to this subpart.

(4) If you are demonstrating compliance with the THC percent reduction requirement, you must measure THC emissions using Method 25A, reported as propane, of 40 CFR part 60, appendix A.

(5) You must measure O<sub>2</sub> using one of the O<sub>2</sub> measurement methods specified in Table 4 of this subpart. Measurements to determine O<sub>2</sub> concentration must be made at the same time as the measurements for CO or THC concentration.

(6) If you are demonstrating compliance with the CO or THC percent reduction requirement, you must measure CO or THC emissions and O<sub>2</sub> emissions simultaneously at the inlet and outlet of the control device.

[69 FR 33506, June 15, 2004, as amended at 78 FR 6704, Jan. 30, 2013]

### **Continuous Compliance Requirements**

#### **§63.6635 How do I monitor and collect data to demonstrate continuous compliance?**

(a) If you must comply with emission and operating limitations, you must monitor and collect data according to this section.

(b) Except for monitor malfunctions, associated repairs, required performance evaluations, and required quality assurance or control activities, you must monitor continuously at all times that the stationary RICE is operating. A monitoring malfunction is any sudden, infrequent, not reasonably preventable failure of the monitoring to provide valid data. Monitoring failures that are caused in part by poor maintenance or careless operation are not malfunctions.

(c) You may not use data recorded during monitoring malfunctions, associated repairs, and required quality assurance or control activities in data averages and calculations used to report emission or operating levels. You must, however, use all the valid data collected during all other periods.

[69 FR 33506, June 15, 2004, as amended at 76 FR 12867, Mar. 9, 2011]

#### **§63.6640 How do I demonstrate continuous compliance with the emission limitations, operating limitations, and other requirements?**

(a) You must demonstrate continuous compliance with each emission limitation, operating limitation, and other requirements in Tables 1a and 1b, Tables 2a and 2b, Table 2c, and Table 2d to this subpart that apply to you according to methods specified in Table 6 to this subpart.

(b) You must report each instance in which you did not meet each emission limitation or operating limitation in Tables 1a and 1b, Tables 2a and 2b, Table 2c, and Table 2d to this subpart that apply to you. These instances are deviations from the emission and operating limitations in this subpart. These deviations must be reported according to the requirements in §63.6650. If you change your catalyst, you must reestablish the values of the operating parameters measured during the initial performance test. When you reestablish the values of your operating parameters, you must also conduct a performance test to demonstrate that you are meeting the required emission limitation applicable to your stationary RICE.

(c) The annual compliance demonstration required for existing non-emergency 4SLB and 4SRB stationary RICE with a site rating of more than 500 HP located at an area source of HAP that are not remote stationary RICE and that are operated more than 24 hours per calendar year must be conducted according to the following requirements:

- (1) The compliance demonstration must consist of at least one test run.
- (2) Each test run must be of at least 15 minute duration, except that each test conducted using the method in appendix A to this subpart must consist of at least one measurement cycle and include at least 2 minutes of test data phase measurement.
- (3) If you are demonstrating compliance with the CO concentration or CO percent reduction requirement, you must measure CO emissions using one of the CO measurement methods specified in Table 4 of this subpart, or using appendix A to this subpart.
- (4) If you are demonstrating compliance with the THC percent reduction requirement, you must measure THC emissions using Method 25A, reported as propane, of 40 CFR part 60, appendix A.
- (5) You must measure O<sub>2</sub> using one of the O<sub>2</sub> measurement methods specified in Table 4 of this subpart. Measurements to determine O<sub>2</sub> concentration must be made at the same time as the measurements for CO or THC concentration.
- (6) If you are demonstrating compliance with the CO or THC percent reduction requirement, you must measure CO or THC emissions and O<sub>2</sub> emissions simultaneously at the inlet and outlet of the control device.
- (7) If the results of the annual compliance demonstration show that the emissions exceed the levels specified in Table 6 of this subpart, the stationary RICE must be shut down as soon as safely possible, and appropriate corrective action must be taken (e.g., repairs, catalyst cleaning, catalyst replacement). The stationary RICE must be retested within 7 days of being restarted and the emissions must meet the levels specified in Table 6 of this subpart. If the retest shows that the emissions continue to exceed the specified levels, the stationary RICE must again be shut down as soon as safely possible, and the stationary RICE may not operate, except for purposes of startup and testing, until the owner/operator demonstrates through testing that the emissions do not exceed the levels specified in Table 6 of this subpart.
- (d) For new, reconstructed, and rebuilt stationary RICE, deviations from the emission or operating limitations that occur during the first 200 hours of operation from engine startup (engine burn-in period) are not violations. Rebuilt stationary RICE means a stationary RICE that has been rebuilt as that term is defined in 40 CFR 94.11(a).
- (e) You must also report each instance in which you did not meet the requirements in Table 8 to this subpart that apply to you. If you own or operate a new or reconstructed stationary RICE with a site rating of less than or equal to 500 brake HP located at a major source of HAP emissions (except new or reconstructed 4SLB engines greater than or equal to 250 and less than or equal to 500 brake HP), a new or reconstructed stationary RICE located at an area source of HAP emissions, or any of the following RICE with a site rating of more than 500 brake HP located at a major source of HAP emissions, you do not need to comply with the requirements in Table 8 to this subpart: An existing 2SLB stationary RICE, an existing 4SLB stationary RICE, an existing emergency stationary RICE, an existing limited use stationary RICE, or an existing stationary RICE which fires landfill gas or digester gas equivalent to 10 percent or more of the gross heat input on an annual basis. If you own or operate any of the following RICE with a site rating of more than 500 brake HP located at a major source of HAP emissions, you do not need to comply with the requirements in Table 8 to this subpart, except for the initial notification requirements: a new or reconstructed stationary RICE that combusts landfill gas or digester gas equivalent to 10 percent or more of the gross heat input on an annual basis, a new or reconstructed emergency stationary RICE, or a new or reconstructed limited use stationary RICE.
- (f) If you own or operate an emergency stationary RICE, you must operate the emergency stationary RICE according to the requirements in paragraphs (f)(1) through (4) of this section. In order for the engine to be considered an emergency stationary RICE under this subpart, any operation other than emergency operation, maintenance and testing, emergency demand response, and operation in non-emergency situations for 50 hours per year, as described in paragraphs (f)(1) through (4) of this section, is prohibited. If you do not operate the engine according to the requirements in paragraphs (f)(1) through (4) of this section, the engine will not be considered an emergency engine under this subpart and must meet all requirements for non-emergency engines.
- (1) There is no time limit on the use of emergency stationary RICE in emergency situations.

(2) You may operate your emergency stationary RICE for any combination of the purposes specified in paragraphs (f)(2)(i) through (iii) of this section for a maximum of 100 hours per calendar year. Any operation for non-emergency situations as allowed by paragraphs (f)(3) and (4) of this section counts as part of the 100 hours per calendar year allowed by this paragraph (f)(2).

(i) Emergency stationary RICE may be operated for maintenance checks and readiness testing, provided that the tests are recommended by federal, state or local government, the manufacturer, the vendor, the regional transmission organization or equivalent balancing authority and transmission operator, or the insurance company associated with the engine. The owner or operator may petition the Administrator for approval of additional hours to be used for maintenance checks and readiness testing, but a petition is not required if the owner or operator maintains records indicating that federal, state, or local standards require maintenance and testing of emergency RICE beyond 100 hours per calendar year.

(ii) Emergency stationary RICE may be operated for emergency demand response for periods in which the Reliability Coordinator under the North American Electric Reliability Corporation (NERC) Reliability Standard EOP-002-3, Capacity and Energy Emergencies (incorporated by reference, see §63.14), or other authorized entity as determined by the Reliability Coordinator, has declared an Energy Emergency Alert Level 2 as defined in the NERC Reliability Standard EOP-002-3.

(iii) Emergency stationary RICE may be operated for periods where there is a deviation of voltage or frequency of 5 percent or greater below standard voltage or frequency.

(3) Emergency stationary RICE located at major sources of HAP may be operated for up to 50 hours per calendar year in non-emergency situations. The 50 hours of operation in non-emergency situations are counted as part of the 100 hours per calendar year for maintenance and testing and emergency demand response provided in paragraph (f)(2) of this section. The 50 hours per year for non-emergency situations cannot be used for peak shaving or non-emergency demand response, or to generate income for a facility to supply power to an electric grid or otherwise supply power as part of a financial arrangement with another entity.

(4) Emergency stationary RICE located at area sources of HAP may be operated for up to 50 hours per calendar year in non-emergency situations. The 50 hours of operation in non-emergency situations are counted as part of the 100 hours per calendar year for maintenance and testing and emergency demand response provided in paragraph (f)(2) of this section. Except as provided in paragraphs (f)(4)(i) and (ii) of this section, the 50 hours per year for non-emergency situations cannot be used for peak shaving or non-emergency demand response, or to generate income for a facility to an electric grid or otherwise supply power as part of a financial arrangement with another entity.

(i) Prior to May 3, 2014, the 50 hours per year for non-emergency situations can be used for peak shaving or non-emergency demand response to generate income for a facility, or to otherwise supply power as part of a financial arrangement with another entity if the engine is operated as part of a peak shaving (load management program) with the local distribution system operator and the power is provided only to the facility itself or to support the local distribution system.

(ii) The 50 hours per year for non-emergency situations can be used to supply power as part of a financial arrangement with another entity if all of the following conditions are met:

(A) The engine is dispatched by the local balancing authority or local transmission and distribution system operator.

(B) The dispatch is intended to mitigate local transmission and/or distribution limitations so as to avert potential voltage collapse or line overloads that could lead to the interruption of power supply in a local area or region.

(C) The dispatch follows reliability, emergency operation or similar protocols that follow specific NERC, regional, state, public utility commission or local standards or guidelines.

(D) The power is provided only to the facility itself or to support the local transmission and distribution system.

(E) The owner or operator identifies and records the entity that dispatches the engine and the specific NERC, regional, state, public utility commission or local standards or guidelines that are being followed for dispatching the

engine. The local balancing authority or local transmission and distribution system operator may keep these records on behalf of the engine owner or operator.

[69 FR 33506, June 15, 2004, as amended at 71 FR 20467, Apr. 20, 2006; 73 FR 3606, Jan. 18, 2008; 75 FR 9676, Mar. 3, 2010; 75 FR 51591, Aug. 20, 2010; 78 FR 6704, Jan. 30, 2013]

## **Notifications, Reports, and Records**

### **§63.6645 What notifications must I submit and when?**

(a) You must submit all of the notifications in §§63.7(b) and (c), 63.8(e), (f)(4) and (f)(6), 63.9(b) through (e), and (g) and (h) that apply to you by the dates specified if you own or operate any of the following;

(1) An existing stationary RICE with a site rating of less than or equal to 500 brake HP located at a major source of HAP emissions.

(2) An existing stationary RICE located at an area source of HAP emissions.

(3) A stationary RICE with a site rating of more than 500 brake HP located at a major source of HAP emissions.

(4) A new or reconstructed 4SLB stationary RICE with a site rating of greater than or equal to 250 HP located at a major source of HAP emissions.

(5) This requirement does not apply if you own or operate an existing stationary RICE less than 100 HP, an existing stationary emergency RICE, or an existing stationary RICE that is not subject to any numerical emission standards.

(b) As specified in §63.9(b)(2), if you start up your stationary RICE with a site rating of more than 500 brake HP located at a major source of HAP emissions before the effective date of this subpart, you must submit an Initial Notification not later than December 13, 2004.

(c) If you start up your new or reconstructed stationary RICE with a site rating of more than 500 brake HP located at a major source of HAP emissions on or after August 16, 2004, you must submit an Initial Notification not later than 120 days after you become subject to this subpart.

(d) As specified in §63.9(b)(2), if you start up your stationary RICE with a site rating of equal to or less than 500 brake HP located at a major source of HAP emissions before the effective date of this subpart and you are required to submit an initial notification, you must submit an Initial Notification not later than July 16, 2008.

(e) If you start up your new or reconstructed stationary RICE with a site rating of equal to or less than 500 brake HP located at a major source of HAP emissions on or after March 18, 2008 and you are required to submit an initial notification, you must submit an Initial Notification not later than 120 days after you become subject to this subpart.

(f) If you are required to submit an Initial Notification but are otherwise not affected by the requirements of this subpart, in accordance with §63.6590(b), your notification should include the information in §63.9(b)(2)(i) through (v), and a statement that your stationary RICE has no additional requirements and explain the basis of the exclusion (for example, that it operates exclusively as an emergency stationary RICE if it has a site rating of more than 500 brake HP located at a major source of HAP emissions).

(g) If you are required to conduct a performance test, you must submit a Notification of Intent to conduct a performance test at least 60 days before the performance test is scheduled to begin as required in §63.7(b)(1).

(h) If you are required to conduct a performance test or other initial compliance demonstration as specified in Tables 4 and 5 to this subpart, you must submit a Notification of Compliance Status according to §63.9(h)(2)(ii).

(1) For each initial compliance demonstration required in Table 5 to this subpart that does not include a performance test, you must submit the Notification of Compliance Status before the close of business on the 30th day following the completion of the initial compliance demonstration.

(2) For each initial compliance demonstration required in Table 5 to this subpart that includes a performance test conducted according to the requirements in Table 3 to this subpart, you must submit the Notification of Compliance Status, including the performance test results, before the close of business on the 60th day following the completion of the performance test according to §63.10(d)(2).

(i) If you own or operate an existing non-emergency CI RICE with a site rating of more than 300 HP located at an area source of HAP emissions that is certified to the Tier 1 or Tier 2 emission standards in Table 1 of 40 CFR 89.112 and subject to an enforceable state or local standard requiring engine replacement and you intend to meet management practices rather than emission limits, as specified in §63.6603(d), you must submit a notification by March 3, 2013, stating that you intend to use the provision in §63.6603(d) and identifying the state or local regulation that the engine is subject to.

[73 FR 3606, Jan. 18, 2008, as amended at 75 FR 9677, Mar. 3, 2010; 75 FR 51591, Aug. 20, 2010; 78 FR 6705, Jan. 30, 2013]

#### **§63.6650 What reports must I submit and when?**

(a) You must submit each report in Table 7 of this subpart that applies to you.

(b) Unless the Administrator has approved a different schedule for submission of reports under §63.10(a), you must submit each report by the date in Table 7 of this subpart and according to the requirements in paragraphs (b)(1) through (b)(9) of this section.

(1) For semiannual Compliance reports, the first Compliance report must cover the period beginning on the compliance date that is specified for your affected source in §63.6595 and ending on June 30 or December 31, whichever date is the first date following the end of the first calendar half after the compliance date that is specified for your source in §63.6595.

(2) For semiannual Compliance reports, the first Compliance report must be postmarked or delivered no later than July 31 or January 31, whichever date follows the end of the first calendar half after the compliance date that is specified for your affected source in §63.6595.

(3) For semiannual Compliance reports, each subsequent Compliance report must cover the semiannual reporting period from January 1 through June 30 or the semiannual reporting period from July 1 through December 31.

(4) For semiannual Compliance reports, each subsequent Compliance report must be postmarked or delivered no later than July 31 or January 31, whichever date is the first date following the end of the semiannual reporting period.

(5) For each stationary RICE that is subject to permitting regulations pursuant to 40 CFR part 70 or 71, and if the permitting authority has established dates for submitting semiannual reports pursuant to 40 CFR 70.6(a)(3)(iii)(A) or 40 CFR 71.6 (a)(3)(iii)(A), you may submit the first and subsequent Compliance reports according to the dates the permitting authority has established instead of according to the dates in paragraphs (b)(1) through (b)(4) of this section.

(6) For annual Compliance reports, the first Compliance report must cover the period beginning on the compliance date that is specified for your affected source in §63.6595 and ending on December 31.

(7) For annual Compliance reports, the first Compliance report must be postmarked or delivered no later than January 31 following the end of the first calendar year after the compliance date that is specified for your affected source in §63.6595.

(8) For annual Compliance reports, each subsequent Compliance report must cover the annual reporting period from January 1 through December 31.



(9) For annual Compliance reports, each subsequent Compliance report must be postmarked or delivered no later than January 31.

(c) The Compliance report must contain the information in paragraphs (c)(1) through (6) of this section.

(1) Company name and address.

(2) Statement by a responsible official, with that official's name, title, and signature, certifying the accuracy of the content of the report.

(3) Date of report and beginning and ending dates of the reporting period.

(4) If you had a malfunction during the reporting period, the compliance report must include the number, duration, and a brief description for each type of malfunction which occurred during the reporting period and which caused or may have caused any applicable emission limitation to be exceeded. The report must also include a description of actions taken by an owner or operator during a malfunction of an affected source to minimize emissions in accordance with §63.6605(b), including actions taken to correct a malfunction.

(5) If there are no deviations from any emission or operating limitations that apply to you, a statement that there were no deviations from the emission or operating limitations during the reporting period.

(6) If there were no periods during which the continuous monitoring system (CMS), including CEMS and CPMS, was out-of-control, as specified in §63.8(c)(7), a statement that there were no periods during which the CMS was out-of-control during the reporting period.

(d) For each deviation from an emission or operating limitation that occurs for a stationary RICE where you are not using a CMS to comply with the emission or operating limitations in this subpart, the Compliance report must contain the information in paragraphs (c)(1) through (4) of this section and the information in paragraphs (d)(1) and (2) of this section.

(1) The total operating time of the stationary RICE at which the deviation occurred during the reporting period.

(2) Information on the number, duration, and cause of deviations (including unknown cause, if applicable), as applicable, and the corrective action taken.

(e) For each deviation from an emission or operating limitation occurring for a stationary RICE where you are using a CMS to comply with the emission and operating limitations in this subpart, you must include information in paragraphs (c)(1) through (4) and (e)(1) through (12) of this section.

(1) The date and time that each malfunction started and stopped.

(2) The date, time, and duration that each CMS was inoperative, except for zero (low-level) and high-level checks.

(3) The date, time, and duration that each CMS was out-of-control, including the information in §63.8(c)(8).

(4) The date and time that each deviation started and stopped, and whether each deviation occurred during a period of malfunction or during another period.

(5) A summary of the total duration of the deviation during the reporting period, and the total duration as a percent of the total source operating time during that reporting period.

(6) A breakdown of the total duration of the deviations during the reporting period into those that are due to control equipment problems, process problems, other known causes, and other unknown causes.

(7) A summary of the total duration of CMS downtime during the reporting period, and the total duration of CMS downtime as a percent of the total operating time of the stationary RICE at which the CMS downtime occurred during that reporting period.

(8) An identification of each parameter and pollutant (CO or formaldehyde) that was monitored at the stationary RICE.

(9) A brief description of the stationary RICE.

(10) A brief description of the CMS.

(11) The date of the latest CMS certification or audit.

(12) A description of any changes in CMS, processes, or controls since the last reporting period.

(f) Each affected source that has obtained a title V operating permit pursuant to 40 CFR part 70 or 71 must report all deviations as defined in this subpart in the semiannual monitoring report required by 40 CFR 70.6 (a)(3)(iii)(A) or 40 CFR 71.6(a)(3)(iii)(A). If an affected source submits a Compliance report pursuant to Table 7 of this subpart along with, or as part of, the semiannual monitoring report required by 40 CFR 70.6(a)(3)(iii)(A) or 40 CFR 71.6(a)(3)(iii)(A), and the Compliance report includes all required information concerning deviations from any emission or operating limitation in this subpart, submission of the Compliance report shall be deemed to satisfy any obligation to report the same deviations in the semiannual monitoring report. However, submission of a Compliance report shall not otherwise affect any obligation the affected source may have to report deviations from permit requirements to the permit authority.

(g) If you are operating as a new or reconstructed stationary RICE which fires landfill gas or digester gas equivalent to 10 percent or more of the gross heat input on an annual basis, you must submit an annual report according to Table 7 of this subpart by the date specified unless the Administrator has approved a different schedule, according to the information described in paragraphs (b)(1) through (b)(5) of this section. You must report the data specified in (g)(1) through (g)(3) of this section.

(1) Fuel flow rate of each fuel and the heating values that were used in your calculations. You must also demonstrate that the percentage of heat input provided by landfill gas or digester gas is equivalent to 10 percent or more of the total fuel consumption on an annual basis.

(2) The operating limits provided in your federally enforceable permit, and any deviations from these limits.

(3) Any problems or errors suspected with the meters.

(h) If you own or operate an emergency stationary RICE with a site rating of more than 100 brake HP that operates or is contractually obligated to be available for more than 15 hours per calendar year for the purposes specified in §63.6640(f)(2)(ii) and (iii) or that operates for the purpose specified in §63.6640(f)(4)(ii), you must submit an annual report according to the requirements in paragraphs (h)(1) through (3) of this section.

(1) The report must contain the following information:

(i) Company name and address where the engine is located.

(ii) Date of the report and beginning and ending dates of the reporting period.

(iii) Engine site rating and model year.

(iv) Latitude and longitude of the engine in decimal degrees reported to the fifth decimal place.

(v) Hours operated for the purposes specified in §63.6640(f)(2)(ii) and (iii), including the date, start time, and end time for engine operation for the purposes specified in §63.6640(f)(2)(ii) and (iii).

(vi) Number of hours the engine is contractually obligated to be available for the purposes specified in §63.6640(f)(2)(ii) and (iii).

(vii) Hours spent for operation for the purpose specified in §63.6640(f)(4)(ii), including the date, start time, and end time for engine operation for the purposes specified in §63.6640(f)(4)(ii). The report must also identify the entity that dispatched the engine and the situation that necessitated the dispatch of the engine.

(viii) If there were no deviations from the fuel requirements in §63.6604 that apply to the engine (if any), a statement that there were no deviations from the fuel requirements during the reporting period.

(ix) If there were deviations from the fuel requirements in §63.6604 that apply to the engine (if any), information on the number, duration, and cause of deviations, and the corrective action taken.

(2) The first annual report must cover the calendar year 2015 and must be submitted no later than March 31, 2016. Subsequent annual reports for each calendar year must be submitted no later than March 31 of the following calendar year.

(3) The annual report must be submitted electronically using the subpart specific reporting form in the Compliance and Emissions Data Reporting Interface (CEDRI) that is accessed through EPA's Central Data Exchange (CDX) ([www.epa.gov/cdx](http://www.epa.gov/cdx)). However, if the reporting form specific to this subpart is not available in CEDRI at the time that the report is due, the written report must be submitted to the Administrator at the appropriate address listed in §63.13.

[69 FR 33506, June 15, 2004, as amended at 75 FR 9677, Mar. 3, 2010; 78 FR 6705, Jan. 30, 2013]

#### **§63.6655 What records must I keep?**

(a) If you must comply with the emission and operating limitations, you must keep the records described in paragraphs (a)(1) through (a)(5), (b)(1) through (b)(3) and (c) of this section.

(1) A copy of each notification and report that you submitted to comply with this subpart, including all documentation supporting any Initial Notification or Notification of Compliance Status that you submitted, according to the requirement in §63.10(b)(2)(xiv).

(2) Records of the occurrence and duration of each malfunction of operation (*i.e.*, process equipment) or the air pollution control and monitoring equipment.

(3) Records of performance tests and performance evaluations as required in §63.10(b)(2)(viii).

(4) Records of all required maintenance performed on the air pollution control and monitoring equipment.

(5) Records of actions taken during periods of malfunction to minimize emissions in accordance with §63.6605(b), including corrective actions to restore malfunctioning process and air pollution control and monitoring equipment to its normal or usual manner of operation.

(b) For each CEMS or CPMS, you must keep the records listed in paragraphs (b)(1) through (3) of this section.

(1) Records described in §63.10(b)(2)(vi) through (xi).

(2) Previous (*i.e.*, superseded) versions of the performance evaluation plan as required in §63.8(d)(3).

(3) Requests for alternatives to the relative accuracy test for CEMS or CPMS as required in §63.8(f)(6)(i), if applicable.

(c) If you are operating a new or reconstructed stationary RICE which fires landfill gas or digester gas equivalent to 10 percent or more of the gross heat input on an annual basis, you must keep the records of your daily fuel usage monitors.

(d) You must keep the records required in Table 6 of this subpart to show continuous compliance with each emission or operating limitation that applies to you.

(e) You must keep records of the maintenance conducted on the stationary RICE in order to demonstrate that you operated and maintained the stationary RICE and after-treatment control device (if any) according to your own maintenance plan if you own or operate any of the following stationary RICE;

(1) An existing stationary RICE with a site rating of less than 100 brake HP located at a major source of HAP emissions.

(2) An existing stationary emergency RICE.

(3) An existing stationary RICE located at an area source of HAP emissions subject to management practices as shown in Table 2d to this subpart.

(f) If you own or operate any of the stationary RICE in paragraphs (f)(1) through (2) of this section, you must keep records of the hours of operation of the engine that is recorded through the non-resettable hour meter. The owner or operator must document how many hours are spent for emergency operation, including what classified the operation as emergency and how many hours are spent for non-emergency operation. If the engine is used for the purposes specified in §63.6640(f)(2)(ii) or (iii) or §63.6640(f)(4)(ii), the owner or operator must keep records of the notification of the emergency situation, and the date, start time, and end time of engine operation for these purposes.

(1) An existing emergency stationary RICE with a site rating of less than or equal to 500 brake HP located at a major source of HAP emissions that does not meet the standards applicable to non-emergency engines.

(2) An existing emergency stationary RICE located at an area source of HAP emissions that does not meet the standards applicable to non-emergency engines.

[69 FR 33506, June 15, 2004, as amended at 75 FR 9678, Mar. 3, 2010; 75 FR 51592, Aug. 20, 2010; 78 FR 6706, Jan. 30, 2013]

#### **§63.6660 In what form and how long must I keep my records?**

(a) Your records must be in a form suitable and readily available for expeditious review according to §63.10(b)(1).

(b) As specified in §63.10(b)(1), you must keep each record for 5 years following the date of each occurrence, measurement, maintenance, corrective action, report, or record.

(c) You must keep each record readily accessible in hard copy or electronic form for at least 5 years after the date of each occurrence, measurement, maintenance, corrective action, report, or record, according to §63.10(b)(1).

[69 FR 33506, June 15, 2004, as amended at 75 FR 9678, Mar. 3, 2010]

#### **Other Requirements and Information**

#### **§63.6665 What parts of the General Provisions apply to me?**

Table 8 to this subpart shows which parts of the General Provisions in §§63.1 through 63.15 apply to you. If you own or operate a new or reconstructed stationary RICE with a site rating of less than or equal to 500 brake HP located at a major source of HAP emissions (except new or reconstructed 4SLB engines greater than or equal to 250 and less than or equal to 500 brake HP), a new or reconstructed stationary RICE located at an area source of HAP emissions, or any of the following RICE with a site rating of more than 500 brake HP located at a major source of HAP emissions, you do not need to comply with any of the requirements of the General Provisions specified in Table 8: An existing 2SLB stationary RICE, an existing 4SLB stationary RICE, an existing stationary RICE that combusts landfill or digester gas equivalent to 10 percent or more of the gross heat input on an annual basis, an existing emergency stationary RICE, or an existing limited use stationary RICE. If you own or operate any of the following RICE with a

site rating of more than 500 brake HP located at a major source of HAP emissions, you do not need to comply with the requirements in the General Provisions specified in Table 8 except for the initial notification requirements: A new stationary RICE that combusts landfill gas or digester gas equivalent to 10 percent or more of the gross heat input on an annual basis, a new emergency stationary RICE, or a new limited use stationary RICE.

[75 FR 9678, Mar. 3, 2010]

#### **§63.6670 Who implements and enforces this subpart?**

(a) This subpart is implemented and enforced by the U.S. EPA, or a delegated authority such as your State, local, or tribal agency. If the U.S. EPA Administrator has delegated authority to your State, local, or tribal agency, then that agency (as well as the U.S. EPA) has the authority to implement and enforce this subpart. You should contact your U.S. EPA Regional Office to find out whether this subpart is delegated to your State, local, or tribal agency.

(b) In delegating implementation and enforcement authority of this subpart to a State, local, or tribal agency under 40 CFR part 63, subpart E, the authorities contained in paragraph (c) of this section are retained by the Administrator of the U.S. EPA and are not transferred to the State, local, or tribal agency.

(c) The authorities that will not be delegated to State, local, or tribal agencies are:

(1) Approval of alternatives to the non-opacity emission limitations and operating limitations in §63.6600 under §63.6(g).

(2) Approval of major alternatives to test methods under §63.7(e)(2)(ii) and (f) and as defined in §63.90.

(3) Approval of major alternatives to monitoring under §63.8(f) and as defined in §63.90.

(4) Approval of major alternatives to recordkeeping and reporting under §63.10(f) and as defined in §63.90.

(5) Approval of a performance test which was conducted prior to the effective date of the rule, as specified in §63.6610(b).

#### **§63.6675 What definitions apply to this subpart?**

Terms used in this subpart are defined in the Clean Air Act (CAA); in 40 CFR 63.2, the General Provisions of this part; and in this section as follows:

*Alaska Railbelt Grid* means the service areas of the six regulated public utilities that extend from Fairbanks to Anchorage and the Kenai Peninsula. These utilities are Golden Valley Electric Association; Chugach Electric Association; Matanuska Electric Association; Homer Electric Association; Anchorage Municipal Light & Power; and the City of Seward Electric System.

*Area source* means any stationary source of HAP that is not a major source as defined in part 63.

*Associated equipment* as used in this subpart and as referred to in section 112(n)(4) of the CAA, means equipment associated with an oil or natural gas exploration or production well, and includes all equipment from the well bore to the point of custody transfer, except glycol dehydration units, storage vessels with potential for flash emissions, combustion turbines, and stationary RICE.

*Backup power for renewable energy* means an engine that provides backup power to a facility that generates electricity from renewable energy resources, as that term is defined in Alaska Statute 42.45.045(l)(5) (incorporated by reference, see §63.14).

*Black start engine* means an engine whose only purpose is to start up a combustion turbine.

*CAA* means the Clean Air Act (42 U.S.C. 7401 *et seq.*, as amended by Public Law 101-549, 104 Stat. 2399).

*Commercial emergency stationary RICE* means an emergency stationary RICE used in commercial establishments such as office buildings, hotels, stores, telecommunications facilities, restaurants, financial institutions such as banks, doctor's offices, and sports and performing arts facilities.

*Compression ignition* means relating to a type of stationary internal combustion engine that is not a spark ignition engine.

*Custody transfer* means the transfer of hydrocarbon liquids or natural gas: After processing and/or treatment in the producing operations, or from storage vessels or automatic transfer facilities or other such equipment, including product loading racks, to pipelines or any other forms of transportation. For the purposes of this subpart, the point at which such liquids or natural gas enters a natural gas processing plant is a point of custody transfer.

*Deviation* means any instance in which an affected source subject to this subpart, or an owner or operator of such a source:

- (1) Fails to meet any requirement or obligation established by this subpart, including but not limited to any emission limitation or operating limitation;
- (2) Fails to meet any term or condition that is adopted to implement an applicable requirement in this subpart and that is included in the operating permit for any affected source required to obtain such a permit; or
- (3) Fails to meet any emission limitation or operating limitation in this subpart during malfunction, regardless or whether or not such failure is permitted by this subpart.
- (4) Fails to satisfy the general duty to minimize emissions established by §63.6(e)(1)(i).

*Diesel engine* means any stationary RICE in which a high boiling point liquid fuel injected into the combustion chamber ignites when the air charge has been compressed to a temperature sufficiently high for auto-ignition. This process is also known as compression ignition.

*Diesel fuel* means any liquid obtained from the distillation of petroleum with a boiling point of approximately 150 to 360 degrees Celsius. One commonly used form is fuel oil number 2. Diesel fuel also includes any non-distillate fuel with comparable physical and chemical properties (e.g. biodiesel) that is suitable for use in compression ignition engines.

*Digester gas* means any gaseous by-product of wastewater treatment typically formed through the anaerobic decomposition of organic waste materials and composed principally of methane and CO<sub>2</sub>.

*Dual-fuel engine* means any stationary RICE in which a liquid fuel (typically diesel fuel) is used for compression ignition and gaseous fuel (typically natural gas) is used as the primary fuel.

*Emergency stationary RICE* means any stationary reciprocating internal combustion engine that meets all of the criteria in paragraphs (1) through (3) of this definition. All emergency stationary RICE must comply with the requirements specified in §63.6640(f) in order to be considered emergency stationary RICE. If the engine does not comply with the requirements specified in §63.6640(f), then it is not considered to be an emergency stationary RICE under this subpart.

- (1) The stationary RICE is operated to provide electrical power or mechanical work during an emergency situation. Examples include stationary RICE used to produce power for critical networks or equipment (including power supplied to portions of a facility) when electric power from the local utility (or the normal power source, if the facility runs on its own power production) is interrupted, or stationary RICE used to pump water in the case of fire or flood, etc.
- (2) The stationary RICE is operated under limited circumstances for situations not included in paragraph (1) of this definition, as specified in §63.6640(f).

(3) The stationary RICE operates as part of a financial arrangement with another entity in situations not included in paragraph (1) of this definition only as allowed in §63.6640(f)(2)(ii) or (iii) and §63.6640(f)(4)(i) or (ii).

*Engine startup* means the time from initial start until applied load and engine and associated equipment reaches steady state or normal operation. For stationary engine with catalytic controls, engine startup means the time from initial start until applied load and engine and associated equipment, including the catalyst, reaches steady state or normal operation.

*Four-stroke engine* means any type of engine which completes the power cycle in two crankshaft revolutions, with intake and compression strokes in the first revolution and power and exhaust strokes in the second revolution.

*Gaseous fuel* means a material used for combustion which is in the gaseous state at standard atmospheric temperature and pressure conditions.

*Gasoline* means any fuel sold in any State for use in motor vehicles and motor vehicle engines, or nonroad or stationary engines, and commonly or commercially known or sold as gasoline.

*Glycol dehydration unit* means a device in which a liquid glycol (including, but not limited to, ethylene glycol, diethylene glycol, or triethylene glycol) absorbent directly contacts a natural gas stream and absorbs water in a contact tower or absorption column (absorber). The glycol contacts and absorbs water vapor and other gas stream constituents from the natural gas and becomes "rich" glycol. This glycol is then regenerated in the glycol dehydration unit reboiler. The "lean" glycol is then recycled.

*Hazardous air pollutants (HAP)* means any air pollutants listed in or pursuant to section 112(b) of the CAA.

*Institutional emergency stationary RICE* means an emergency stationary RICE used in institutional establishments such as medical centers, nursing homes, research centers, institutions of higher education, correctional facilities, elementary and secondary schools, libraries, religious establishments, police stations, and fire stations.

*ISO standard day conditions* means 288 degrees Kelvin (15 degrees Celsius), 60 percent relative humidity and 101.3 kilopascals pressure.

*Landfill gas* means a gaseous by-product of the land application of municipal refuse typically formed through the anaerobic decomposition of waste materials and composed principally of methane and CO<sub>2</sub>.

*Lean burn engine* means any two-stroke or four-stroke spark ignited engine that does not meet the definition of a rich burn engine.

*Limited use stationary RICE* means any stationary RICE that operates less than 100 hours per year.

*Liquefied petroleum gas* means any liquefied hydrocarbon gas obtained as a by-product in petroleum refining of natural gas production.

*Liquid fuel* means any fuel in liquid form at standard temperature and pressure, including but not limited to diesel, residual/crude oil, kerosene/naphtha (jet fuel), and gasoline.

*Major Source*, as used in this subpart, shall have the same meaning as in §63.2, except that:

(1) Emissions from any oil or gas exploration or production well (with its associated equipment (as defined in this section)) and emissions from any pipeline compressor station or pump station shall not be aggregated with emissions from other similar units, to determine whether such emission points or stations are major sources, even when emission points are in a contiguous area or under common control;

(2) For oil and gas production facilities, emissions from processes, operations, or equipment that are not part of the same oil and gas production facility, as defined in §63.1271 of subpart HHH of this part, shall not be aggregated;

(3) For production field facilities, only HAP emissions from glycol dehydration units, storage vessel with the potential for flash emissions, combustion turbines and reciprocating internal combustion engines shall be aggregated for a major source determination; and

(4) Emissions from processes, operations, and equipment that are not part of the same natural gas transmission and storage facility, as defined in §63.1271 of subpart HHH of this part, shall not be aggregated.

*Malfunction* means any sudden, infrequent, and not reasonably preventable failure of air pollution control equipment, process equipment, or a process to operate in a normal or usual manner which causes, or has the potential to cause, the emission limitations in an applicable standard to be exceeded. Failures that are caused in part by poor maintenance or careless operation are not malfunctions.

*Natural gas* means a naturally occurring mixture of hydrocarbon and non-hydrocarbon gases found in geologic formations beneath the Earth's surface, of which the principal constituent is methane. Natural gas may be field or pipeline quality.

*Non-selective catalytic reduction (NSCR)* means an add-on catalytic nitrogen oxides (NO<sub>x</sub>) control device for rich burn engines that, in a two-step reaction, promotes the conversion of excess oxygen, NO<sub>x</sub>, CO, and volatile organic compounds (VOC) into CO<sub>2</sub>, nitrogen, and water.

*Oil and gas production facility* as used in this subpart means any grouping of equipment where hydrocarbon liquids are processed, upgraded (*i.e.*, remove impurities or other constituents to meet contract specifications), or stored prior to the point of custody transfer; or where natural gas is processed, upgraded, or stored prior to entering the natural gas transmission and storage source category. For purposes of a major source determination, facility (including a building, structure, or installation) means oil and natural gas production and processing equipment that is located within the boundaries of an individual surface site as defined in this section. Equipment that is part of a facility will typically be located within close proximity to other equipment located at the same facility. Pieces of production equipment or groupings of equipment located on different oil and gas leases, mineral fee tracts, lease tracts, subsurface or surface unit areas, surface fee tracts, surface lease tracts, or separate surface sites, whether or not connected by a road, waterway, power line or pipeline, shall not be considered part of the same facility. Examples of facilities in the oil and natural gas production source category include, but are not limited to, well sites, satellite tank batteries, central tank batteries, a compressor station that transports natural gas to a natural gas processing plant, and natural gas processing plants.

*Oxidation catalyst* means an add-on catalytic control device that controls CO and VOC by oxidation.

*Peaking unit or engine* means any standby engine intended for use during periods of high demand that are not emergencies.

*Percent load* means the fractional power of an engine compared to its maximum manufacturer's design capacity at engine site conditions. Percent load may range between 0 percent to above 100 percent.

*Potential to emit* means the maximum capacity of a stationary source to emit a pollutant under its physical and operational design. Any physical or operational limitation on the capacity of the stationary source to emit a pollutant, including air pollution control equipment and restrictions on hours of operation or on the type or amount of material combusted, stored, or processed, shall be treated as part of its design if the limitation or the effect it would have on emissions is federally enforceable. For oil and natural gas production facilities subject to subpart HH of this part, the potential to emit provisions in §63.760(a) may be used. For natural gas transmission and storage facilities subject to subpart HHH of this part, the maximum annual facility gas throughput for storage facilities may be determined according to §63.1270(a)(1) and the maximum annual throughput for transmission facilities may be determined according to §63.1270(a)(2).

*Production field facility* means those oil and gas production facilities located prior to the point of custody transfer.

*Production well* means any hole drilled in the earth from which crude oil, condensate, or field natural gas is extracted.

*Propane* means a colorless gas derived from petroleum and natural gas, with the molecular structure C<sub>3</sub>H<sub>8</sub>.



*Remote stationary RICE* means stationary RICE meeting any of the following criteria:

(1) Stationary RICE located in an offshore area that is beyond the line of ordinary low water along that portion of the coast of the United States that is in direct contact with the open seas and beyond the line marking the seaward limit of inland waters.

(2) Stationary RICE located on a pipeline segment that meets both of the criteria in paragraphs (2)(i) and (ii) of this definition.

(i) A pipeline segment with 10 or fewer buildings intended for human occupancy and no buildings with four or more stories within 220 yards (200 meters) on either side of the centerline of any continuous 1-mile (1.6 kilometers) length of pipeline. Each separate dwelling unit in a multiple dwelling unit building is counted as a separate building intended for human occupancy.

(ii) The pipeline segment does not lie within 100 yards (91 meters) of either a building or a small, well-defined outside area (such as a playground, recreation area, outdoor theater, or other place of public assembly) that is occupied by 20 or more persons on at least 5 days a week for 10 weeks in any 12-month period. The days and weeks need not be consecutive. The building or area is considered occupied for a full day if it is occupied for any portion of the day.

(iii) For purposes of this paragraph (2), the term pipeline segment means all parts of those physical facilities through which gas moves in transportation, including but not limited to pipe, valves, and other appurtenance attached to pipe, compressor units, metering stations, regulator stations, delivery stations, holders, and fabricated assemblies. Stationary RICE located within 50 yards (46 meters) of the pipeline segment providing power for equipment on a pipeline segment are part of the pipeline segment. Transportation of gas means the gathering, transmission, or distribution of gas by pipeline, or the storage of gas. A building is intended for human occupancy if its primary use is for a purpose involving the presence of humans.

(3) Stationary RICE that are not located on gas pipelines and that have 5 or fewer buildings intended for human occupancy and no buildings with four or more stories within a 0.25 mile radius around the engine. A building is intended for human occupancy if its primary use is for a purpose involving the presence of humans.

*Residential emergency stationary RICE* means an emergency stationary RICE used in residential establishments such as homes or apartment buildings.

*Responsible official* means responsible official as defined in 40 CFR 70.2.

*Rich burn engine* means any four-stroke spark ignited engine where the manufacturer's recommended operating air/fuel ratio divided by the stoichiometric air/fuel ratio at full load conditions is less than or equal to 1.1. Engines originally manufactured as rich burn engines, but modified prior to December 19, 2002 with passive emission control technology for NO<sub>x</sub> (such as pre-combustion chambers) will be considered lean burn engines. Also, existing engines where there are no manufacturer's recommendations regarding air/fuel ratio will be considered a rich burn engine if the excess oxygen content of the exhaust at full load conditions is less than or equal to 2 percent.

*Site-rated HP* means the maximum manufacturer's design capacity at engine site conditions.

*Spark ignition* means relating to either: A gasoline-fueled engine; or any other type of engine with a spark plug (or other sparking device) and with operating characteristics significantly similar to the theoretical Otto combustion cycle. Spark ignition engines usually use a throttle to regulate intake air flow to control power during normal operation. Dual-fuel engines in which a liquid fuel (typically diesel fuel) is used for CI and gaseous fuel (typically natural gas) is used as the primary fuel at an annual average ratio of less than 2 parts diesel fuel to 100 parts total fuel on an energy equivalent basis are spark ignition engines.

*Stationary reciprocating internal combustion engine (RICE)* means any reciprocating internal combustion engine which uses reciprocating motion to convert heat energy into mechanical work and which is not mobile. Stationary RICE differ from mobile RICE in that a stationary RICE is not a non-road engine as defined at 40 CFR 1068.30, and is not used to propel a motor vehicle or a vehicle used solely for competition.

*Stationary RICE test cell/stand* means an engine test cell/stand, as defined in subpart P of this part, that tests stationary RICE.

*Stoichiometric* means the theoretical air-to-fuel ratio required for complete combustion.

*Storage vessel with the potential for flash emissions* means any storage vessel that contains a hydrocarbon liquid with a stock tank gas-to-oil ratio equal to or greater than 0.31 cubic meters per liter and an American Petroleum Institute gravity equal to or greater than 40 degrees and an actual annual average hydrocarbon liquid throughput equal to or greater than 79,500 liters per day. Flash emissions occur when dissolved hydrocarbons in the fluid evolve from solution when the fluid pressure is reduced.

*Subpart* means 40 CFR part 63, subpart ZZZZ.

*Surface site* means any combination of one or more graded pad sites, gravel pad sites, foundations, platforms, or the immediate physical location upon which equipment is physically affixed.

*Two-stroke engine* means a type of engine which completes the power cycle in single crankshaft revolution by combining the intake and compression operations into one stroke and the power and exhaust operations into a second stroke. This system requires auxiliary scavenging and inherently runs lean of stoichiometric.

[69 FR 33506, June 15, 2004, as amended at 71 FR 20467, Apr. 20, 2006; 73 FR 3607, Jan. 18, 2008; 75 FR 9679, Mar. 3, 2010; 75 FR 51592, Aug. 20, 2010; 76 FR 12867, Mar. 9, 2011; 78 FR 6706, Jan. 30, 2013]

**Table 1a to Subpart ZZZZ of Part 63—Emission Limitations for Existing, New, and Reconstructed Spark Ignition, 4SRB Stationary RICE >500 HP Located at a Major Source of HAP Emissions**

As stated in §§63.6600 and 63.6640, you must comply with the following emission limitations at 100 percent load plus or minus 10 percent for existing, new and reconstructed 4SRB stationary RICE >500 HP located at a major source of HAP emissions:

For each . . .	You must meet the following emission limitation, except during periods of startup . . .	During periods of startup you must . . .
1. 4SRB stationary RICE	a. Reduce formaldehyde emissions by 76 percent or more. If you commenced construction or reconstruction between December 19, 2002 and June 15, 2004, you may reduce formaldehyde emissions by 75 percent or more until June 15, 2007 or	Minimize the engine's time spent at idle and minimize the engine's startup time at startup to a period needed for appropriate and safe loading of the engine, not to exceed 30 minutes, after which time the non-startup emission limitations apply. <sup>1</sup>
	b. Limit the concentration of formaldehyde in the stationary RICE exhaust to 350 ppbvd or less at 15 percent O <sub>2</sub>	

<sup>1</sup> Sources can petition the Administrator pursuant to the requirements of 40 CFR 63.6(g) for alternative work practices.

[75 FR 9679, Mar. 3, 2010, as amended at 75 FR 51592, Aug. 20, 2010]

**Table 1b to Subpart ZZZZ of Part 63—Operating Limitations for Existing, New, and Reconstructed SI 4SRB Stationary RICE >500 HP Located at a Major Source of HAP Emissions**

As stated in §§63.6600, 63.6603, 63.6630 and 63.6640, you must comply with the following operating limitations for existing, new and reconstructed 4SRB stationary RICE >500 HP located at a major source of HAP emissions:

For each . . .	You must meet the following operating limitation, except during periods of startup . . .
1. existing, new and reconstructed 4SRB stationary RICE >500 HP located at a major source of HAP emissions complying with the requirement to reduce formaldehyde emissions by 76 percent or more (or by 75 percent or more, if applicable) and using NSCR; or existing, new and reconstructed 4SRB stationary RICE >500 HP located at a major source of HAP emissions complying with the requirement to limit the concentration of formaldehyde in the stationary RICE exhaust to 350 ppbvd or less at 15 percent O <sub>2</sub> and using NSCR;	a. maintain your catalyst so that the pressure drop across the catalyst does not change by more than 2 inches of water at 100 percent load plus or minus 10 percent from the pressure drop across the catalyst measured during the initial performance test; and b. maintain the temperature of your stationary RICE exhaust so that the catalyst inlet temperature is greater than or equal to 750 °F and less than or equal to 1250 °F. <sup>1</sup>
2. existing, new and reconstructed 4SRB stationary RICE >500 HP located at a major source of HAP emissions complying with the requirement to reduce formaldehyde emissions by 76 percent or more (or by 75 percent or more, if applicable) and not using NSCR; or	Comply with any operating limitations approved by the Administrator.
existing, new and reconstructed 4SRB stationary RICE >500 HP located at a major source of HAP emissions complying with the requirement to limit the concentration of formaldehyde in the stationary RICE exhaust to 350 ppbvd or less at 15 percent O <sub>2</sub> and not using NSCR.	

<sup>1</sup>Sources can petition the Administrator pursuant to the requirements of 40 CFR 63.8(f) for a different temperature range.

[78 FR 6706, Jan. 30, 2013]

**Table 2a to Subpart ZZZZ of Part 63—Emission Limitations for New and Reconstructed 2SLB and Compression Ignition Stationary RICE >500 HP and New and Reconstructed 4SLB Stationary RICE ≥250 HP Located at a Major Source of HAP Emissions**

As stated in §§63.6600 and 63.6640, you must comply with the following emission limitations for new and reconstructed lean burn and new and reconstructed compression ignition stationary RICE at 100 percent load plus or minus 10 percent:

For each . . .	You must meet the following emission limitation, except during periods of startup . . .	During periods of startup you must . . .
1. 2SLB stationary RICE	a. Reduce CO emissions by 58 percent or more; or b. Limit concentration of formaldehyde in the stationary RICE exhaust to 12 ppmvd or less at 15 percent O <sub>2</sub> . If you commenced construction or reconstruction between December 19, 2002 and June 15, 2004, you may limit concentration of formaldehyde to 17 ppmvd or less at 15 percent O <sub>2</sub> until June 15, 2007	Minimize the engine's time spent at idle and minimize the engine's startup time at startup to a period needed for appropriate and safe loading of the engine, not to exceed 30 minutes, after which time the non-startup emission limitations apply. <sup>1</sup>
2. 4SLB stationary RICE	a. Reduce CO emissions by 93 percent or more; or	
	b. Limit concentration of formaldehyde in the stationary RICE exhaust to 14 ppmvd or less at 15 percent O <sub>2</sub>	

For each . . .	You must meet the following emission limitation, except during periods of startup . . .	During periods of startup you must . . .
3. CI stationary RICE	a. Reduce CO emissions by 70 percent or more; or	
	b. Limit concentration of formaldehyde in the stationary RICE exhaust to 580 ppbvd or less at 15 percent O <sub>2</sub>	

<sup>1</sup>Sources can petition the Administrator pursuant to the requirements of 40 CFR 63.6(g) for alternative work practices.

[75 FR 9680, Mar. 3, 2010]

**Table 2b to Subpart ZZZZ of Part 63—Operating Limitations for New and Reconstructed 2SLB and CI Stationary RICE >500 HP Located at a Major Source of HAP Emissions, New and Reconstructed 4SLB Stationary RICE ≥250 HP Located at a Major Source of HAP Emissions, Existing CI Stationary RICE >500 HP**

As stated in §§63.6600, 63.6601, 63.6603, 63.6630, and 63.6640, you must comply with the following operating limitations for new and reconstructed 2SLB and CI stationary RICE >500 HP located at a major source of HAP emissions; new and reconstructed 4SLB stationary RICE ≥250 HP located at a major source of HAP emissions; and existing CI stationary RICE >500 HP:

For each . . .	You must meet the following operating limitation, except during periods of startup . . .
1. New and reconstructed 2SLB and CI stationary RICE >500 HP located at a major source of HAP emissions and new and reconstructed 4SLB stationary RICE ≥250 HP located at a major source of HAP emissions complying with the requirement to reduce CO emissions and using an oxidation catalyst; and New and reconstructed 2SLB and CI stationary RICE >500 HP located at a major source of HAP emissions and new and reconstructed 4SLB stationary RICE ≥250 HP located at a major source of HAP emissions complying with the requirement to limit the concentration of formaldehyde in the stationary RICE exhaust and using an oxidation catalyst.	a. maintain your catalyst so that the pressure drop across the catalyst does not change by more than 2 inches of water at 100 percent load plus or minus 10 percent from the pressure drop across the catalyst that was measured during the initial performance test; and b. maintain the temperature of your stationary RICE exhaust so that the catalyst inlet temperature is greater than or equal to 450 °F and less than or equal to 1350 °F. <sup>1</sup>
2. Existing CI stationary RICE >500 HP complying with the requirement to limit or reduce the concentration of CO in the stationary RICE exhaust and using an oxidation catalyst	a. maintain your catalyst so that the pressure drop across the catalyst does not change by more than 2 inches of water from the pressure drop across the catalyst that was measured during the initial performance test; and b. maintain the temperature of your stationary RICE exhaust so that the catalyst inlet temperature is greater than or equal to 450 °F and less than or equal to 1350 °F. <sup>1</sup>
3. New and reconstructed 2SLB and CI stationary RICE >500 HP located at a major source of HAP emissions and new and reconstructed 4SLB stationary RICE ≥250 HP located at a major source of HAP emissions complying with the requirement to reduce CO emissions and not using an oxidation catalyst; and	Comply with any operating limitations approved by the Administrator.
New and reconstructed 2SLB and CI stationary RICE >500 HP located at a major source of HAP emissions and new and reconstructed 4SLB stationary RICE ≥250 HP located at a major source of HAP emissions complying with the requirement to limit the concentration of formaldehyde in the stationary RICE exhaust and not using an oxidation catalyst; and	

For each . . .	You must meet the following operating limitation, except during periods of startup . . .
existing CI stationary RICE >500 HP complying with the requirement to limit or reduce the concentration of CO in the stationary RICE exhaust and not using an oxidation catalyst.	

<sup>1</sup>Sources can petition the Administrator pursuant to the requirements of 40 CFR 63.8(f) for a different temperature range.

[78 FR 6707, Jan. 30, 2013]

**Table 2c to Subpart ZZZZ of Part 63—Requirements for Existing Compression Ignition Stationary RICE Located at a Major Source of HAP Emissions and Existing Spark Ignition Stationary RICE ≤500 HP Located at a Major Source of HAP Emissions**

As stated in §§63.6600, 63.6602, and 63.6640, you must comply with the following requirements for existing compression ignition stationary RICE located at a major source of HAP emissions and existing spark ignition stationary RICE ≤500 HP located at a major source of HAP emissions:

For each . . .	You must meet the following requirement, except during periods of startup . . .	During periods of startup you must . . .
1. Emergency stationary CI RICE and black start stationary CI RICE <sup>1</sup>	a. Change oil and filter every 500 hours of operation or annually, whichever comes first. <sup>2</sup> b. Inspect air cleaner every 1,000 hours of operation or annually, whichever comes first, and replace as necessary; c. Inspect all hoses and belts every 500 hours of operation or annually, whichever comes first, and replace as necessary. <sup>3</sup>	Minimize the engine's time spent at idle and minimize the engine's startup time at startup to a period needed for appropriate and safe loading of the engine, not to exceed 30 minutes, after which time the non-startup emission limitations apply. <sup>3</sup>
2. Non-Emergency, non-black start stationary CI RICE <100 HP	a. Change oil and filter every 1,000 hours of operation or annually, whichever comes first. <sup>2</sup> b. Inspect air cleaner every 1,000 hours of operation or annually, whichever comes first, and replace as necessary; c. Inspect all hoses and belts every 500 hours of operation or annually, whichever comes first, and replace as necessary. <sup>3</sup>	
3. Non-Emergency, non-black start CI stationary RICE 100≤HP≤300 HP	Limit concentration of CO in the stationary RICE exhaust to 230 ppmvd or less at 15 percent O <sub>2</sub> .	

For each . . .	You must meet the following requirement, except during periods of startup . . .	During periods of startup you must . . .
4. Non-Emergency, non-black start CI stationary RICE 300<HP≤500	a. Limit concentration of CO in the stationary RICE exhaust to 49 ppmvd or less at 15 percent O <sub>2</sub> ; or b. Reduce CO emissions by 70 percent or more.	
5. Non-Emergency, non-black start stationary CI RICE >500 HP	a. Limit concentration of CO in the stationary RICE exhaust to 23 ppmvd or less at 15 percent O <sub>2</sub> ; or b. Reduce CO emissions by 70 percent or more.	
6. Emergency stationary SI RICE and black start stationary SI RICE. <sup>1</sup>	a. Change oil and filter every 500 hours of operation or annually, whichever comes first; <sup>2</sup> b. Inspect spark plugs every 1,000 hours of operation or annually, whichever comes first, and replace as necessary; c. Inspect all hoses and belts every 500 hours of operation or annually, whichever comes first, and replace as necessary. <sup>3</sup>	
7. Non-Emergency, non-black start stationary SI RICE <100 HP that are not 2SLB stationary RICE	a. Change oil and filter every 1,440 hours of operation or annually, whichever comes first; <sup>2</sup> b. Inspect spark plugs every 1,440 hours of operation or annually, whichever comes first, and replace as necessary;	
	c. Inspect all hoses and belts every 1,440 hours of operation or annually, whichever comes first, and replace as necessary. <sup>3</sup>	
8. Non-Emergency, non-black start 2SLB stationary SI RICE <100 HP	a. Change oil and filter every 4,320 hours of operation or annually, whichever comes first; <sup>2</sup> b. Inspect spark plugs every 4,320 hours of operation or annually, whichever comes first, and replace as necessary;	
	c. Inspect all hoses and belts every 4,320 hours of operation or annually, whichever comes first, and replace as necessary. <sup>3</sup>	

For each . . .	You must meet the following requirement, except during periods of startup . . .	During periods of startup you must . . .
9. Non-emergency, non-black start 2SLB stationary RICE 100≤HP≤500	Limit concentration of CO in the stationary RICE exhaust to 225 ppmvd or less at 15 percent O <sub>2</sub> .	
10. Non-emergency, non-black start 4SLB stationary RICE 100≤HP≤500	Limit concentration of CO in the stationary RICE exhaust to 47 ppmvd or less at 15 percent O <sub>2</sub> .	
11. Non-emergency, non-black start 4SRB stationary RICE 100≤HP≤500	Limit concentration of formaldehyde in the stationary RICE exhaust to 10.3 ppmvd or less at 15 percent O <sub>2</sub> .	
12. Non-emergency, non-black start stationary RICE 100≤HP≤500 which combusts landfill or digester gas equivalent to 10 percent or more of the gross heat input on an annual basis	Limit concentration of CO in the stationary RICE exhaust to 177 ppmvd or less at 15 percent O <sub>2</sub> .	

<sup>1</sup>If an emergency engine is operating during an emergency and it is not possible to shut down the engine in order to perform the work practice requirements on the schedule required in Table 2c of this subpart, or if performing the work practice on the required schedule would otherwise pose an unacceptable risk under federal, state, or local law, the work practice can be delayed until the emergency is over or the unacceptable risk under federal, state, or local law has abated. The work practice should be performed as soon as practicable after the emergency has ended or the unacceptable risk under federal, state, or local law has abated. Sources must report any failure to perform the work practice on the schedule required and the federal, state or local law under which the risk was deemed unacceptable.

<sup>2</sup>Sources have the option to utilize an oil analysis program as described in §63.6625(i) or (j) in order to extend the specified oil change requirement in Table 2c of this subpart.

<sup>3</sup>Sources can petition the Administrator pursuant to the requirements of 40 CFR 63.6(g) for alternative work practices.

[78 FR 6708, Jan. 30, 2013, as amended at 78 FR 14457, Mar. 6, 2013]

**Table 2d to Subpart ZZZZ of Part 63—Requirements for Existing Stationary RICE Located at Area Sources of HAP Emissions**

As stated in §§63.6603 and 63.6640, you must comply with the following requirements for existing stationary RICE located at area sources of HAP emissions:

For each . . .	You must meet the following requirement, except during periods of startup . . .	During periods of startup you must . . .
1. Non-Emergency, non-black start CI stationary RICE $\leq 300$ HP	a. Change oil and filter every 1,000 hours of operation or annually, whichever comes first; <sup>1</sup> b. Inspect air cleaner every 1,000 hours of operation or annually, whichever comes first, and replace as necessary; c. Inspect all hoses and belts every 500 hours of operation or annually, whichever comes first, and replace as necessary.	Minimize the engine's time spent at idle and minimize the engine's startup time at startup to a period needed for appropriate and safe loading of the engine, not to exceed 30 minutes, after which time the non-startup emission limitations apply.
2. Non-Emergency, non-black start CI stationary RICE $300 < \text{HP} \leq 500$	a. Limit concentration of CO in the stationary RICE exhaust to 49 ppmvd at 15 percent O <sub>2</sub> ; or b. Reduce CO emissions by 70 percent or more.	
3. Non-Emergency, non-black start CI stationary RICE $> 500$ HP	a. Limit concentration of CO in the stationary RICE exhaust to 23 ppmvd at 15 percent O <sub>2</sub> ; or b. Reduce CO emissions by 70 percent or more.	
4. Emergency stationary CI RICE and black start stationary CI RICE. <sup>2</sup>	a. Change oil and filter every 500 hours of operation or annually, whichever comes first; <sup>1</sup> b. Inspect air cleaner every 1,000 hours of operation or annually, whichever comes first, and replace as necessary; and c. Inspect all hoses and belts every 500 hours of operation or annually, whichever comes first, and replace as necessary.	



For each . . .	You must meet the following requirement, except during periods of startup . . .	During periods of startup you must . . .
5. Emergency stationary SI RICE; black start stationary SI RICE; non-emergency, non-black start 4SLB stationary RICE >500 HP that operate 24 hours or less per calendar year; non-emergency, non-black start 4SRB stationary RICE >500 HP that operate 24 hours or less per calendar year. <sup>2</sup>	a. Change oil and filter every 500 hours of operation or annually, whichever comes first; <sup>1</sup> b. Inspect spark plugs every 1,000 hours of operation or annually, whichever comes first, and replace as necessary; and c. Inspect all hoses and belts every 500 hours of operation or annually, whichever comes first, and replace as necessary.	
6. Non-emergency, non-black start 2SLB stationary RICE	a. Change oil and filter every 4,320 hours of operation or annually, whichever comes first; <sup>1</sup>	
	b. Inspect spark plugs every 4,320 hours of operation or annually, whichever comes first, and replace as necessary; and	
	c. Inspect all hoses and belts every 4,320 hours of operation or annually, whichever comes first, and replace as necessary.	
7. Non-emergency, non-black start 4SLB stationary RICE ≤500 HP	a. Change oil and filter every 1,440 hours of operation or annually, whichever comes first; <sup>1</sup>	
	b. Inspect spark plugs every 1,440 hours of operation or annually, whichever comes first, and replace as necessary; and	
	c. Inspect all hoses and belts every 1,440 hours of operation or annually, whichever comes first, and replace as necessary.	
8. Non-emergency, non-black start 4SLB remote stationary RICE >500 HP	a. Change oil and filter every 2,160 hours of operation or annually, whichever comes first; <sup>1</sup>	
	b. Inspect spark plugs every 2,160 hours of operation or annually, whichever comes first, and replace as necessary; and	

For each . . .	You must meet the following requirement, except during periods of startup . . .	During periods of startup you must . . .
	c. Inspect all hoses and belts every 2,160 hours of operation or annually, whichever comes first, and replace as necessary.	
9. Non-emergency, non-black start 4SLB stationary RICE >500 HP that are not remote stationary RICE and that operate more than 24 hours per calendar year	Install an oxidation catalyst to reduce HAP emissions from the stationary RICE.	
10. Non-emergency, non-black start 4SRB stationary RICE ≤500 HP	a. Change oil and filter every 1,440 hours of operation or annually, whichever comes first; <sup>1</sup>	
	b. Inspect spark plugs every 1,440 hours of operation or annually, whichever comes first, and replace as necessary; and	
	c. Inspect all hoses and belts every 1,440 hours of operation or annually, whichever comes first, and replace as necessary.	
11. Non-emergency, non-black start 4SRB remote stationary RICE >500 HP	a. Change oil and filter every 2,160 hours of operation or annually, whichever comes first; <sup>1</sup>	
	b. Inspect spark plugs every 2,160 hours of operation or annually, whichever comes first, and replace as necessary; and	
	c. Inspect all hoses and belts every 2,160 hours of operation or annually, whichever comes first, and replace as necessary.	
12. Non-emergency, non-black start 4SRB stationary RICE >500 HP that are not remote stationary RICE and that operate more than 24 hours per calendar year	Install NSCR to reduce HAP emissions from the stationary RICE.	
13. Non-emergency, non-black start stationary RICE which combusts landfill or digester gas equivalent to 10 percent or more of the gross heat input on an annual basis	a. Change oil and filter every 1,440 hours of operation or annually, whichever comes first; <sup>1</sup> b. Inspect spark plugs every 1,440 hours of operation or annually, whichever comes first, and replace as necessary; and	

For each . . .	You must meet the following requirement, except during periods of startup . . .	During periods of startup you must . . .
	c. Inspect all hoses and belts every 1,440 hours of operation or annually, whichever comes first, and replace as necessary.	

<sup>1</sup>Sources have the option to utilize an oil analysis program as described in §63.6625(i) or (j) in order to extend the specified oil change requirement in Table 2d of this subpart.

<sup>2</sup>If an emergency engine is operating during an emergency and it is not possible to shut down the engine in order to perform the management practice requirements on the schedule required in Table 2d of this subpart, or if performing the management practice on the required schedule would otherwise pose an unacceptable risk under federal, state, or local law, the management practice can be delayed until the emergency is over or the unacceptable risk under federal, state, or local law has abated. The management practice should be performed as soon as practicable after the emergency has ended or the unacceptable risk under federal, state, or local law has abated. Sources must report any failure to perform the management practice on the schedule required and the federal, state or local law under which the risk was deemed unacceptable.

[78 FR 6709, Jan. 30, 2013]

### Table 3 to Subpart ZZZZ of Part 63—Subsequent Performance Tests

As stated in §§63.6615 and 63.6620, you must comply with the following subsequent performance test requirements:

For each . . .	Complying with the requirement to . . .	You must . . .
1. New or reconstructed 2SLB stationary RICE >500 HP located at major sources; new or reconstructed 4SLB stationary RICE ≥250 HP located at major sources; and new or reconstructed CI stationary RICE >500 HP located at major sources	Reduce CO emissions and not using a CEMS	Conduct subsequent performance tests semiannually. <sup>1</sup>
2. 4SRB stationary RICE ≥5,000 HP located at major sources	Reduce formaldehyde emissions	Conduct subsequent performance tests semiannually. <sup>1</sup>
3. Stationary RICE >500 HP located at major sources and new or reconstructed 4SLB stationary RICE 250≤HP≤500 located at major sources	Limit the concentration of formaldehyde in the stationary RICE exhaust	Conduct subsequent performance tests semiannually. <sup>1</sup>
4. Existing non-emergency, non-black start CI stationary RICE >500 HP that are not limited use stationary RICE	Limit or reduce CO emissions and not using a CEMS	Conduct subsequent performance tests every 8,760 hours or 3 years, whichever comes first.
5. Existing non-emergency, non-black start CI stationary RICE >500 HP that are limited use stationary RICE	Limit or reduce CO emissions and not using a CEMS	Conduct subsequent performance tests every 8,760 hours or 5 years, whichever comes first.

<sup>1</sup>After you have demonstrated compliance for two consecutive tests, you may reduce the frequency of subsequent performance tests to annually. If the results of any subsequent annual performance test indicate the stationary RICE is not in compliance with the CO or formaldehyde emission limitation, or you deviate from any of your operating limitations, you must resume semiannual performance tests.

[78 FR 6711, Jan. 30, 2013]

**Table 4 to Subpart ZZZZ of Part 63—Requirements for Performance Tests**

As stated in §§63.6610, 63.6611, 63.6620, and 63.6640, you must comply with the following requirements for performance tests for stationary RICE:

Table 4 to Subpart ZZZZ of Part 63—Requirements for Performance Tests

For each . . .	Complying with the requirement to . . .	You must . . .	Using . . .	According to the following requirements . . .
1. 2SLB, 4SLB, and CI stationary RICE	a. reduce CO emissions	i. Select the sampling port location and the number/location of traverse points at the inlet and outlet of the control device; and		(a) For CO and O <sub>2</sub> measurement, ducts ≤6 inches in diameter may be sampled at a single point located at the duct centroid and ducts >6 and ≤12 inches in diameter may be sampled at 3 traverse points located at 16.7, 50.0, and 83.3% of the measurement line ('3-point long line'). If the duct is >12 inches in diameter <i>and</i> the sampling port location meets the two and half-diameter criterion of Section 11.1.1 of Method 1 of 40 CFR part 60, appendix A-1, the duct may be sampled at '3-point long line'; otherwise, conduct the stratification testing and select sampling points according to Section 8.1.2 of Method 7E of 40 CFR part 60, appendix A-4.
		ii. Measure the O <sub>2</sub> at the inlet and outlet of the control device; and	(1) Method 3 or 3A or 3B of 40 CFR part 60, appendix A-2, or ASTM Method D6522-00 (Reapproved 2005) <sup>ac</sup> (heated probe not necessary)	(b) Measurements to determine O <sub>2</sub> must be made at the same time as the measurements for CO concentration.
		iii. Measure the CO at the inlet and the outlet of the control device	(1) ASTM D6522-00 (Reapproved 2005) <sup>abc</sup> (heated probe not necessary) or Method 10 of 40 CFR part 60, appendix A-4	(c) The CO concentration must be at 15 percent O <sub>2</sub> , dry basis.

For each . . .	Complying with the requirement to . . .	You must . . .	Using . . .	According to the following requirements . . .
2. 4SRB stationary RICE	a. reduce formaldehyde emissions	i. Select the sampling port location and the number/location of traverse points at the inlet and outlet of the control device; and		(a) For formaldehyde, O <sub>2</sub> , and moisture measurement, ducts ≤6 inches in diameter may be sampled at a single point located at the duct centroid and ducts >6 and ≤12 inches in diameter may be sampled at 3 traverse points located at 16.7, 50.0, and 83.3% of the measurement line ('3-point long line'). If the duct is >12 inches in diameter <i>and</i> the sampling port location meets the two and half-diameter criterion of Section 11.1.1 of Method 1 of 40 CFR part 60, appendix A, the duct may be sampled at '3-point long line'; otherwise, conduct the stratification testing and select sampling points according to Section 8.1.2 of Method 7E of 40 CFR part 60, appendix A.
		ii. Measure O <sub>2</sub> at the inlet and outlet of the control device; and	(1) Method 3 or 3A or 3B of 40 CFR part 60, appendix A-2, or ASTM Method D6522-00 (Reapproved 2005) <sup>a</sup> (heated probe not necessary)	(a) Measurements to determine O <sub>2</sub> concentration must be made at the same time as the measurements for formaldehyde or THC concentration.
		iii. Measure moisture content at the inlet and outlet of the control device; and	(1) Method 4 of 40 CFR part 60, appendix A-3, or Method 320 of 40 CFR part 63, appendix A, or ASTM D 6348-03 <sup>a</sup>	(a) Measurements to determine moisture content must be made at the same time and location as the measurements for formaldehyde or THC concentration.
		iv. If demonstrating compliance with the formaldehyde percent reduction requirement, measure formaldehyde at the inlet and the outlet of the control device	(1) Method 320 or 323 of 40 CFR part 63, appendix A; or ASTM D6348-03 <sup>a</sup> , provided in ASTM D6348-03 Annex A5 (Analyte Spiking Technique), the percent R must be greater than or equal to 70 and less than or equal to 130	(a) Formaldehyde concentration must be at 15 percent O <sub>2</sub> , dry basis. Results of this test consist of the average of the three 1-hour or longer runs.
		v. If demonstrating compliance with the THC percent reduction requirement, measure THC at the inlet and the outlet of the control device	(1) Method 25A, reported as propane, of 40 CFR part 60, appendix A-7	(a) THC concentration must be at 15 percent O <sub>2</sub> , dry basis. Results of this test consist of the average of the three 1-hour or longer runs.

For each . . .	Complying with the requirement to . . .	You must . . .	Using . . .	According to the following requirements . . .
3. Stationary RICE	a. limit the concentra-tion of formalde-hyde or CO in the stationary RICE exhaust	i. Select the sampling port location and the number/location of traverse points at the exhaust of the stationary RICE; and		(a) For formaldehyde, CO, O <sub>2</sub> , and moisture measurement, ducts ≤6 inches in diameter may be sampled at a single point located at the duct centroid and ducts >6 and ≤12 inches in diameter may be sampled at 3 traverse points located at 16.7, 50.0, and 83.3% of the measurement line ('3-point long line'). If the duct is >12 inches in diameter <i>and</i> the sampling port location meets the two and half-diameter criterion of Section 11.1.1 of Method 1 of 40 CFR part 60, appendix A, the duct may be sampled at '3-point long line'; otherwise, conduct the stratification testing and select sampling points according to Section 8.1.2 of Method 7E of 40 CFR part 60, appendix A. If using a control device, the sampling site must be located at the outlet of the control device.
		ii. Determine the O <sub>2</sub> concentration of the stationary RICE exhaust at the sampling port location; and	(1) Method 3 or 3A or 3B of 40 CFR part 60, appendix A-2, or ASTM Method D6522-00 (Reapproved 2005) <sup>a</sup> (heated probe not necessary)	(a) Measurements to determine O <sub>2</sub> concentration must be made at the same time and location as the measurements for formaldehyde or CO concentration.
		iii. Measure moisture content of the station-ary RICE exhaust at the sampling port location; and	(1) Method 4 of 40 CFR part 60, appendix A-3, or Method 320 of 40 CFR part 63, appendix A, or ASTM D 6348-03 <sup>a</sup>	(a) Measurements to determine moisture content must be made at the same time and location as the measurements for formaldehyde or CO concentration.
		iv. Measure formalde-hyde at the exhaust of the station-ary RICE; or	(1) Method 320 or 323 of 40 CFR part 63, appendix A; or ASTM D6348-03 <sup>a</sup> , provided in ASTM D6348-03 Annex A5 (Analyte Spiking Technique), the percent R must be greater than or equal to 70 and less than or equal to 130	(a) Formaldehyde concentration must be at 15 percent O <sub>2</sub> , dry basis. Results of this test consist of the average of the three 1-hour or longer runs.
		v. measure CO at the exhaust of the station-ary RICE	(1) Method 10 of 40 CFR part 60, appendix A-4, ASTM Method D6522-00 (2005) <sup>ac</sup> , Method 320 of 40 CFR part 63, appendix A, or ASTM D6348-03 <sup>a</sup>	(a) CO concentration must be at 15 percent O <sub>2</sub> , dry basis. Results of this test consist of the average of the three 1-hour or longer runs.

<sup>a</sup>You may also use Methods 3A and 10 as options to ASTM-D6522-00 (2005). You may obtain a copy of ASTM-D6522-00 (2005) from at least one of the following addresses: American Society for Testing and Materials, 100 Barr Harbor Drive, West Conshohocken, PA 19428-2959, or University Microfilms International, 300 North Zeeb Road, Ann Arbor, MI 48106.

<sup>b</sup>You may obtain a copy of ASTM-D6348-03 from at least one of the following addresses: American Society for Testing and Materials, 100 Barr Harbor Drive, West Conshohocken, PA 19428-2959, or University Microfilms International, 300 North Zeeb Road, Ann Arbor, MI 48106.

[79 FR 11290, Feb. 27, 2014]

**Table 5 to Subpart ZZZZ of Part 63—Initial Compliance With Emission Limitations, Operating Limitations, and Other Requirements**

As stated in §§63.6612, 63.6625 and 63.6630, you must initially comply with the emission and operating limitations as required by the following:

For each . . .	Complying with the requirement to . . .	You have demonstrated initial compliance if . . .
1. New or reconstructed non-emergency 2SLB stationary RICE >500 HP located at a major source of HAP, new or reconstructed non-emergency 4SLB stationary RICE ≥250 HP located at a major source of HAP, non-emergency stationary CI RICE >500 HP located at a major source of HAP, and existing non-emergency stationary CI RICE >500 HP located at an area source of HAP	a. Reduce CO emissions and using oxidation catalyst, and using a CPMS	i. The average reduction of emissions of CO determined from the initial performance test achieves the required CO percent reduction; and ii. You have installed a CPMS to continuously monitor catalyst inlet temperature according to the requirements in §63.6625(b); and iii. You have recorded the catalyst pressure drop and catalyst inlet temperature during the initial performance test.
2. Non-emergency stationary CI RICE >500 HP located at a major source of HAP, and existing non-emergency stationary CI RICE >500 HP located at an area source of HAP	a. Limit the concentration of CO, using oxidation catalyst, and using a CPMS	i. The average CO concentration determined from the initial performance test is less than or equal to the CO emission limitation; and
		ii. You have installed a CPMS to continuously monitor catalyst inlet temperature according to the requirements in §63.6625(b); and
		iii. You have recorded the catalyst pressure drop and catalyst inlet temperature during the initial performance test.
3. New or reconstructed non-emergency 2SLB stationary RICE >500 HP located at a major source of HAP, new or reconstructed non-emergency 4SLB stationary RICE ≥250 HP located at a major source of HAP, non-emergency stationary CI RICE >500 HP located at a major source of HAP, and existing non-emergency stationary CI RICE >500 HP located at an area source of HAP	a. Reduce CO emissions and not using oxidation catalyst	i. The average reduction of emissions of CO determined from the initial performance test achieves the required CO percent reduction; and ii. You have installed a CPMS to continuously monitor operating parameters approved by the Administrator (if any) according to the requirements in §63.6625(b); and iii. You have recorded the approved operating parameters (if any) during the initial performance test.

For each . . .	Complying with the requirement to . . .	You have demonstrated initial compliance if . . .
4. Non-emergency stationary CI RICE >500 HP located at a major source of HAP, and existing non-emergency stationary CI RICE >500 HP located at an area source of HAP	a. Limit the concentration of CO, and not using oxidation catalyst	i. The average CO concentration determined from the initial performance test is less than or equal to the CO emission limitation; and ii. You have installed a CPMS to continuously monitor operating parameters approved by the Administrator (if any) according to the requirements in §63.6625(b); and
		iii. You have recorded the approved operating parameters (if any) during the initial performance test.
5. New or reconstructed non-emergency 2SLB stationary RICE >500 HP located at a major source of HAP, new or reconstructed non-emergency 4SLB stationary RICE ≥250 HP located at a major source of HAP, non-emergency stationary CI RICE >500 HP located at a major source of HAP, and existing non-emergency stationary CI RICE >500 HP located at an area source of HAP	a. Reduce CO emissions, and using a CEMS	i. You have installed a CEMS to continuously monitor CO and either O <sub>2</sub> or CO <sub>2</sub> at both the inlet and outlet of the oxidation catalyst according to the requirements in §63.6625(a); and ii. You have conducted a performance evaluation of your CEMS using PS 3 and 4A of 40 CFR part 60, appendix B; and
		iii. The average reduction of CO calculated using §63.6620 equals or exceeds the required percent reduction. The initial test comprises the first 4-hour period after successful validation of the CEMS. Compliance is based on the average percent reduction achieved during the 4-hour period.
6. Non-emergency stationary CI RICE >500 HP located at a major source of HAP, and existing non-emergency stationary CI RICE >500 HP located at an area source of HAP	a. Limit the concentration of CO, and using a CEMS	i. You have installed a CEMS to continuously monitor CO and either O <sub>2</sub> or CO <sub>2</sub> at the outlet of the oxidation catalyst according to the requirements in §63.6625(a); and
		ii. You have conducted a performance evaluation of your CEMS using PS 3 and 4A of 40 CFR part 60, appendix B; and
		iii. The average concentration of CO calculated using §63.6620 is less than or equal to the CO emission limitation. The initial test comprises the first 4-hour period after successful validation of the CEMS. Compliance is based on the average concentration measured during the 4-hour period.
7. Non-emergency 4SRB stationary RICE >500 HP located at a major source of HAP	a. Reduce formaldehyde emissions and using NSCR	i. The average reduction of emissions of formaldehyde determined from the initial performance test is equal to or greater than the required formaldehyde percent reduction, or the average reduction of emissions of THC determined from the initial performance test is equal to or greater than 30 percent; and



For each . . .	Complying with the requirement to . . .	You have demonstrated initial compliance if . . .
		ii. You have installed a CPMS to continuously monitor catalyst inlet temperature according to the requirements in §63.6625(b); and
		iii. You have recorded the catalyst pressure drop and catalyst inlet temperature during the initial performance test.
8. Non-emergency 4SRB stationary RICE >500 HP located at a major source of HAP	a. Reduce formaldehyde emissions and not using NSCR	i. The average reduction of emissions of formaldehyde determined from the initial performance test is equal to or greater than the required formaldehyde percent reduction or the average reduction of emissions of THC determined from the initial performance test is equal to or greater than 30 percent; and
		ii. You have installed a CPMS to continuously monitor operating parameters approved by the Administrator (if any) according to the requirements in §63.6625(b); and
		iii. You have recorded the approved operating parameters (if any) during the initial performance test.
9. New or reconstructed non-emergency stationary RICE >500 HP located at a major source of HAP, new or reconstructed non-emergency 4SLB stationary RICE 250≤HP≤500 located at a major source of HAP, and existing non-emergency 4SRB stationary RICE >500 HP located at a major source of HAP	a. Limit the concentration of formaldehyde in the stationary RICE exhaust and using oxidation catalyst or NSCR	i. The average formaldehyde concentration, corrected to 15 percent O <sub>2</sub> , dry basis, from the three test runs is less than or equal to the formaldehyde emission limitation; and
		ii. You have installed a CPMS to continuously monitor catalyst inlet temperature according to the requirements in §63.6625(b); and
		iii. You have recorded the catalyst pressure drop and catalyst inlet temperature during the initial performance test.
10. New or reconstructed non-emergency stationary RICE >500 HP located at a major source of HAP, new or reconstructed non-emergency 4SLB stationary RICE 250≤HP≤500 located at a major source of HAP, and existing non-emergency 4SRB stationary RICE >500 HP located at a major source of HAP	a. Limit the concentration of formaldehyde in the stationary RICE exhaust and not using oxidation catalyst or NSCR	i. The average formaldehyde concentration, corrected to 15 percent O <sub>2</sub> , dry basis, from the three test runs is less than or equal to the formaldehyde emission limitation; and
		ii. You have installed a CPMS to continuously monitor operating parameters approved by the Administrator (if any) according to the requirements in §63.6625(b); and
		iii. You have recorded the approved operating parameters (if any) during the initial performance test.
11. Existing non-emergency stationary RICE 100≤HP≤500 located at a major source of HAP, and existing non-emergency stationary CI RICE 300<HP≤500 located at an area source of HAP	a. Reduce CO emissions	i. The average reduction of emissions of CO or formaldehyde, as applicable determined from the initial performance test is equal to or greater than the required CO or formaldehyde, as applicable, percent reduction.

For each . . .	Complying with the requirement to . . .	You have demonstrated initial compliance if . . .
12. Existing non-emergency stationary RICE 100≤HP≤500 located at a major source of HAP, and existing non-emergency stationary CI RICE 300<HP≤500 located at an area source of HAP	a. Limit the concentration of formaldehyde or CO in the stationary RICE exhaust	i. The average formaldehyde or CO concentration, as applicable, corrected to 15 percent O <sub>2</sub> , dry basis, from the three test runs is less than or equal to the formaldehyde or CO emission limitation, as applicable.
13. Existing non-emergency 4SLB stationary RICE >500 HP located at an area source of HAP that are not remote stationary RICE and that are operated more than 24 hours per calendar year	a. Install an oxidation catalyst	i. You have conducted an initial compliance demonstration as specified in §63.6630(e) to show that the average reduction of emissions of CO is 93 percent or more, or the average CO concentration is less than or equal to 47 ppmvd at 15 percent O <sub>2</sub> ;
		ii. You have installed a CPMS to continuously monitor catalyst inlet temperature according to the requirements in §63.6625(b), or you have installed equipment to automatically shut down the engine if the catalyst inlet temperature exceeds 1350 °F.
14. Existing non-emergency 4SRB stationary RICE >500 HP located at an area source of HAP that are not remote stationary RICE and that are operated more than 24 hours per calendar year	a. Install NSCR	i. You have conducted an initial compliance demonstration as specified in §63.6630(e) to show that the average reduction of emissions of CO is 75 percent or more, the average CO concentration is less than or equal to 270 ppmvd at 15 percent O <sub>2</sub> , or the average reduction of emissions of THC is 30 percent or more;
		ii. You have installed a CPMS to continuously monitor catalyst inlet temperature according to the requirements in §63.6625(b), or you have installed equipment to automatically shut down the engine if the catalyst inlet temperature exceeds 1250 °F.

[78 FR 6712, Jan. 30, 2013]

**Table 6 to Subpart ZZZZ of Part 63—Continuous Compliance With Emission Limitations, and Other Requirements**

As stated in §63.6640, you must continuously comply with the emissions and operating limitations and work or management practices as required by the following:

For each . . .	Complying with the requirement to . . .	You must demonstrate continuous compliance by . . .
1. New or reconstructed non-emergency 2SLB stationary RICE >500 HP located at a major source of HAP, new or reconstructed non-emergency 4SLB stationary RICE ≥250 HP located at a major source of HAP, and new or reconstructed non-emergency CI stationary RICE >500 HP located at a major source of HAP	a. Reduce CO emissions and using an oxidation catalyst, and using a CPMS	i. Conducting semiannual performance tests for CO to demonstrate that the required CO percent reduction is achieved <sup>a</sup> ; and ii. Collecting the catalyst inlet temperature data according to §63.6625(b); and iii. Reducing these data to 4-hour rolling averages; and

For each . . .	Complying with the requirement to . . .	You must demonstrate continuous compliance by . . .
		iv. Maintaining the 4-hour rolling averages within the operating limitations for the catalyst inlet temperature; and
		v. Measuring the pressure drop across the catalyst once per month and demonstrating that the pressure drop across the catalyst is within the operating limitation established during the performance test.
2. New or reconstructed non-emergency 2SLB stationary RICE >500 HP located at a major source of HAP, new or reconstructed non-emergency 4SLB stationary RICE ≥250 HP located at a major source of HAP, and new or reconstructed non-emergency CI stationary RICE >500 HP located at a major source of HAP	a. Reduce CO emissions and not using an oxidation catalyst, and using a CPMS	i. Conducting semiannual performance tests for CO to demonstrate that the required CO percent reduction is achieved <sup>a</sup> ; and ii. Collecting the approved operating parameter (if any) data according to §63.6625(b); and iii. Reducing these data to 4-hour rolling averages; and
		iv. Maintaining the 4-hour rolling averages within the operating limitations for the operating parameters established during the performance test.
3. New or reconstructed non-emergency 2SLB stationary RICE >500 HP located at a major source of HAP, new or reconstructed non-emergency 4SLB stationary RICE ≥250 HP located at a major source of HAP, new or reconstructed non-emergency stationary CI RICE >500 HP located at a major source of HAP, and existing non-emergency stationary CI RICE >500 HP	a. Reduce CO emissions or limit the concentration of CO in the stationary RICE exhaust, and using a CEMS	i. Collecting the monitoring data according to §63.6625(a), reducing the measurements to 1-hour averages, calculating the percent reduction or concentration of CO emissions according to §63.6620; and ii. Demonstrating that the catalyst achieves the required percent reduction of CO emissions over the 4-hour averaging period, or that the emission remain at or below the CO concentration limit; and
		iii. Conducting an annual RATA of your CEMS using PS 3 and 4A of 40 CFR part 60, appendix B, as well as daily and periodic data quality checks in accordance with 40 CFR part 60, appendix F, procedure 1.
4. Non-emergency 4SRB stationary RICE >500 HP located at a major source of HAP	a. Reduce formaldehyde emissions and using NSCR	i. Collecting the catalyst inlet temperature data according to §63.6625(b); and
		ii. Reducing these data to 4-hour rolling averages; and
		iii. Maintaining the 4-hour rolling averages within the operating limitations for the catalyst inlet temperature; and
		iv. Measuring the pressure drop across the catalyst once per month and demonstrating that the pressure drop across the catalyst is within the operating limitation established during the performance test.

For each . . .	Complying with the requirement to . . .	You must demonstrate continuous compliance by . . .
5. Non-emergency 4SRB stationary RICE >500 HP located at a major source of HAP	a. Reduce formaldehyde emissions and not using NSCR	i. Collecting the approved operating parameter (if any) data according to §63.6625(b); and
		ii. Reducing these data to 4-hour rolling averages; and
		iii. Maintaining the 4-hour rolling averages within the operating limitations for the operating parameters established during the performance test.
6. Non-emergency 4SRB stationary RICE with a brake HP ≥5,000 located at a major source of HAP	a. Reduce formaldehyde emissions	Conducting semiannual performance tests for formaldehyde to demonstrate that the required formaldehyde percent reduction is achieved, or to demonstrate that the average reduction of emissions of THC determined from the performance test is equal to or greater than 30 percent. <sup>a</sup>
7. New or reconstructed non-emergency stationary RICE >500 HP located at a major source of HAP and new or reconstructed non-emergency 4SLB stationary RICE 250≤HP≤500 located at a major source of HAP	a. Limit the concentration of formaldehyde in the stationary RICE exhaust and using oxidation catalyst or NSCR	i. Conducting semiannual performance tests for formaldehyde to demonstrate that your emissions remain at or below the formaldehyde concentration limit <sup>a</sup> ; and
		ii. Collecting the catalyst inlet temperature data according to §63.6625(b); and
		iii. Reducing these data to 4-hour rolling averages; and
		iv. Maintaining the 4-hour rolling averages within the operating limitations for the catalyst inlet temperature; and
		v. Measuring the pressure drop across the catalyst once per month and demonstrating that the pressure drop across the catalyst is within the operating limitation established during the performance test.
8. New or reconstructed non-emergency stationary RICE >500 HP located at a major source of HAP and new or reconstructed non-emergency 4SLB stationary RICE 250≤HP≤500 located at a major source of HAP	a. Limit the concentration of formaldehyde in the stationary RICE exhaust and not using oxidation catalyst or NSCR	i. Conducting semiannual performance tests for formaldehyde to demonstrate that your emissions remain at or below the formaldehyde concentration limit <sup>a</sup> ; and
		ii. Collecting the approved operating parameter (if any) data according to §63.6625(b); and
		iii. Reducing these data to 4-hour rolling averages; and
		iv. Maintaining the 4-hour rolling averages within the operating limitations for the operating parameters established during the performance test.

For each . . .	Complying with the requirement to . . .	You must demonstrate continuous compliance by . . .
9. Existing emergency and black start stationary RICE ≤500 HP located at a major source of HAP, existing non-emergency stationary RICE <100 HP located at a major source of HAP, existing emergency and black start stationary RICE located at an area source of HAP, existing non-emergency stationary CI RICE ≤300 HP located at an area source of HAP, existing non-emergency 2SLB stationary RICE located at an area source of HAP, existing non-emergency stationary SI RICE located at an area source of HAP which combusts landfill or digester gas equivalent to 10 percent or more of the gross heat input on an annual basis, existing non-emergency 4SLB and 4SRB stationary RICE ≤500 HP located at an area source of HAP, existing non-emergency 4SLB and 4SRB stationary RICE >500 HP located at an area source of HAP that operate 24 hours or less per calendar year, and existing non-emergency 4SLB and 4SRB stationary RICE >500 HP located at an area source of HAP that are remote stationary RICE	a. Work or Management practices	i. Operating and maintaining the stationary RICE according to the manufacturer's emission-related operation and maintenance instructions; or ii. Develop and follow your own maintenance plan which must provide to the extent practicable for the maintenance and operation of the engine in a manner consistent with good air pollution control practice for minimizing emissions.
10. Existing stationary CI RICE >500 HP that are not limited use stationary RICE	a. Reduce CO emissions, or limit the concentration of CO in the stationary RICE exhaust, and using oxidation catalyst	i. Conducting performance tests every 8,760 hours or 3 years, whichever comes first, for CO or formaldehyde, as appropriate, to demonstrate that the required CO or formaldehyde, as appropriate, percent reduction is achieved or that your emissions remain at or below the CO or formaldehyde concentration limit; and
		ii. Collecting the catalyst inlet temperature data according to §63.6625(b); and
		iii. Reducing these data to 4-hour rolling averages; and
		iv. Maintaining the 4-hour rolling averages within the operating limitations for the catalyst inlet temperature; and
		v. Measuring the pressure drop across the catalyst once per month and demonstrating that the pressure drop across the catalyst is within the operating limitation established during the performance test.
11. Existing stationary CI RICE >500 HP that are not limited use stationary RICE	a. Reduce CO emissions, or limit the concentration of CO in the stationary RICE exhaust, and not using oxidation catalyst	i. Conducting performance tests every 8,760 hours or 3 years, whichever comes first, for CO or formaldehyde, as appropriate, to demonstrate that the required CO or formaldehyde, as appropriate, percent reduction is achieved or that your emissions remain at or below the CO or formaldehyde concentration limit; and
		ii. Collecting the approved operating parameter (if any) data according to §63.6625(b); and

For each . . .	Complying with the requirement to . . .	You must demonstrate continuous compliance by . . .
		iii. Reducing these data to 4-hour rolling averages; and
		iv. Maintaining the 4-hour rolling averages within the operating limitations for the operating parameters established during the performance test.
12. Existing limited use CI stationary RICE >500 HP	a. Reduce CO emissions or limit the concentration of CO in the stationary RICE exhaust, and using an oxidation catalyst	i. Conducting performance tests every 8,760 hours or 5 years, whichever comes first, for CO or formaldehyde, as appropriate, to demonstrate that the required CO or formaldehyde, as appropriate, percent reduction is achieved or that your emissions remain at or below the CO or formaldehyde concentration limit; and
		ii. Collecting the catalyst inlet temperature data according to §63.6625(b); and
		iii. Reducing these data to 4-hour rolling averages; and
		iv. Maintaining the 4-hour rolling averages within the operating limitations for the catalyst inlet temperature; and
		v. Measuring the pressure drop across the catalyst once per month and demonstrating that the pressure drop across the catalyst is within the operating limitation established during the performance test.
13. Existing limited use CI stationary RICE >500 HP	a. Reduce CO emissions or limit the concentration of CO in the stationary RICE exhaust, and not using an oxidation catalyst	i. Conducting performance tests every 8,760 hours or 5 years, whichever comes first, for CO or formaldehyde, as appropriate, to demonstrate that the required CO or formaldehyde, as appropriate, percent reduction is achieved or that your emissions remain at or below the CO or formaldehyde concentration limit; and
		ii. Collecting the approved operating parameter (if any) data according to §63.6625(b); and
		iii. Reducing these data to 4-hour rolling averages; and
		iv. Maintaining the 4-hour rolling averages within the operating limitations for the operating parameters established during the performance test.

For each . . .	Complying with the requirement to . . .	You must demonstrate continuous compliance by . . .
14. Existing non-emergency 4SLB stationary RICE >500 HP located at an area source of HAP that are not remote stationary RICE and that are operated more than 24 hours per calendar year	a. Install an oxidation catalyst	i. Conducting annual compliance demonstrations as specified in §63.6640(c) to show that the average reduction of emissions of CO is 93 percent or more, or the average CO concentration is less than or equal to 47 ppmvd at 15 percent O <sub>2</sub> ; and either ii. Collecting the catalyst inlet temperature data according to §63.6625(b), reducing these data to 4-hour rolling averages; and maintaining the 4-hour rolling averages within the limitation of greater than 450 °F and less than or equal to 1350 °F for the catalyst inlet temperature; or iii. Immediately shutting down the engine if the catalyst inlet temperature exceeds 1350 °F.
15. Existing non-emergency 4SRB stationary RICE >500 HP located at an area source of HAP that are not remote stationary RICE and that are operated more than 24 hours per calendar year	a. Install NSCR	i. Conducting annual compliance demonstrations as specified in §63.6640(c) to show that the average reduction of emissions of CO is 75 percent or more, the average CO concentration is less than or equal to 270 ppmvd at 15 percent O <sub>2</sub> , or the average reduction of emissions of THC is 30 percent or more; and either ii. Collecting the catalyst inlet temperature data according to §63.6625(b), reducing these data to 4-hour rolling averages; and maintaining the 4-hour rolling averages within the limitation of greater than or equal to 750 °F and less than or equal to 1250 °F for the catalyst inlet temperature; or iii. Immediately shutting down the engine if the catalyst inlet temperature exceeds 1250 °F.

<sup>a</sup>After you have demonstrated compliance for two consecutive tests, you may reduce the frequency of subsequent performance tests to annually. If the results of any subsequent annual performance test indicate the stationary RICE is not in compliance with the CO or formaldehyde emission limitation, or you deviate from any of your operating limitations, you must resume semiannual performance tests.

[78 FR 6715, Jan. 30, 2013]

**Table 7 to Subpart ZZZZ of Part 63—Requirements for Reports**

As stated in §63.6650, you must comply with the following requirements for reports:

For each . . .	You must submit a . . .	The report must contain . . .	You must submit the report . . .
1. Existing non-emergency, non-black start stationary RICE $100 \leq \text{HP} \leq 500$ located at a major source of HAP; existing non-emergency, non-black start stationary CI RICE $>500$ HP located at a major source of HAP; existing non-emergency 4SRB stationary RICE $>500$ HP located at a major source of HAP; existing non-emergency, non-black start stationary CI RICE $>300$ HP located at an area source of HAP; new or reconstructed non-emergency stationary RICE $>500$ HP located at a major source of HAP; and new or reconstructed non-emergency 4SLB stationary RICE $250 \leq \text{HP} \leq 500$ located at a major source of HAP	Compliance report	a. If there are no deviations from any emission limitations or operating limitations that apply to you, a statement that there were no deviations from the emission limitations or operating limitations during the reporting period. If there were no periods during which the CMS, including CEMS and CPMS, was out-of-control, as specified in §63.8(c)(7), a statement that there were not periods during which the CMS was out-of-control during the reporting period; or	i. Semiannually according to the requirements in §63.6650(b)(1)-(5) for engines that are not limited use stationary RICE subject to numerical emission limitations; and ii. Annually according to the requirements in §63.6650(b)(6)-(9) for engines that are limited use stationary RICE subject to numerical emission limitations.
		b. If you had a deviation from any emission limitation or operating limitation during the reporting period, the information in §63.6650(d). If there were periods during which the CMS, including CEMS and CPMS, was out-of-control, as specified in §63.8(c)(7), the information in §63.6650(e); or	i. Semiannually according to the requirements in §63.6650(b).
		c. If you had a malfunction during the reporting period, the information in §63.6650(c)(4).	i. Semiannually according to the requirements in §63.6650(b).
2. New or reconstructed non-emergency stationary RICE that combusts landfill gas or digester gas equivalent to 10 percent or more of the gross heat input on an annual basis	Report	a. The fuel flow rate of each fuel and the heating values that were used in your calculations, and you must demonstrate that the percentage of heat input provided by landfill gas or digester gas, is equivalent to 10 percent or more of the gross heat input on an annual basis; and	i. Annually, according to the requirements in §63.6650.
		b. The operating limits provided in your federally enforceable permit, and any deviations from these limits; and	i. See item 2.a.i.
		c. Any problems or errors suspected with the meters.	i. See item 2.a.i.
3. Existing non-emergency, non-black start 4SLB and 4SRB stationary RICE $>500$ HP located at an area source of HAP that are not remote stationary RICE and that operate more than 24 hours per calendar year	Compliance report	a. The results of the annual compliance demonstration, if conducted during the reporting period.	i. Semiannually according to the requirements in §63.6650(b)(1)-(5).



For each . . .	You must submit a . . .	The report must contain . . .	You must submit the report . . .
4. Emergency stationary RICE that operate or are contractually obligated to be available for more than 15 hours per year for the purposes specified in §63.6640(f)(2)(ii) and (iii) or that operate for the purposes specified in §63.6640(f)(4)( ii)	Report	a. The information in §63.6650(h)(1)	i. annually according to the requirements in §63.6650(h)(2)-(3).

[78 FR 6719, Jan. 30, 2013]

**Table 8 to Subpart ZZZZ of Part 63—Applicability of General Provisions to Subpart ZZZZ.**

As stated in §63.6665, you must comply with the following applicable general provisions.

General provisions citation	Subject of citation	Applies to subpart	Explanation
§63.1	General applicability of the General Provisions	Yes.	
§63.2	Definitions	Yes	Additional terms defined in §63.6675.
§63.3	Units and abbreviations	Yes.	
§63.4	Prohibited activities and circumvention	Yes.	
§63.5	Construction and reconstruction	Yes.	
§63.6(a)	Applicability	Yes.	
§63.6(b)(1)-(4)	Compliance dates for new and reconstructed sources	Yes.	
§63.6(b)(5)	Notification	Yes.	
§63.6(b)(6)	[Reserved]		
§63.6(b)(7)	Compliance dates for new and reconstructed area sources that become major sources	Yes.	
§63.6(c)(1)-(2)	Compliance dates for existing sources	Yes.	
§63.6(c)(3)-(4)	[Reserved]		
§63.6(c)(5)	Compliance dates for existing area sources that become major sources	Yes.	
§63.6(d)	[Reserved]		
§63.6(e)	Operation and maintenance	No.	
§63.6(f)(1)	Applicability of standards	No.	
§63.6(f)(2)	Methods for determining compliance	Yes.	
§63.6(f)(3)	Finding of compliance	Yes.	
§63.6(g)(1)-(3)	Use of alternate standard	Yes.	
§63.6(h)	Opacity and visible emission standards	No	Subpart ZZZZ does not contain opacity or visible emission standards.
§63.6(i)	Compliance extension procedures and criteria	Yes.	

General provisions citation	Subject of citation	Applies to subpart	Explanation
§63.6(j)	Presidential compliance exemption	Yes.	
§63.7(a)(1)-(2)	Performance test dates	Yes	Subpart ZZZZ contains performance test dates at §§63.6610, 63.6611, and 63.6612.
§63.7(a)(3)	CAA section 114 authority	Yes.	
§63.7(b)(1)	Notification of performance test	Yes	Except that §63.7(b)(1) only applies as specified in §63.6645.
§63.7(b)(2)	Notification of rescheduling	Yes	Except that §63.7(b)(2) only applies as specified in §63.6645.
§63.7(c)	Quality assurance/test plan	Yes	Except that §63.7(c) only applies as specified in §63.6645.
§63.7(d)	Testing facilities	Yes.	
§63.7(e)(1)	Conditions for conducting performance tests	No.	Subpart ZZZZ specifies conditions for conducting performance tests at §63.6620.
§63.7(e)(2)	Conduct of performance tests and reduction of data	Yes	Subpart ZZZZ specifies test methods at §63.6620.
§63.7(e)(3)	Test run duration	Yes.	
§63.7(e)(4)	Administrator may require other testing under section 114 of the CAA	Yes.	
§63.7(f)	Alternative test method provisions	Yes.	
§63.7(g)	Performance test data analysis, recordkeeping, and reporting	Yes.	
§63.7(h)	Waiver of tests	Yes.	
§63.8(a)(1)	Applicability of monitoring requirements	Yes	Subpart ZZZZ contains specific requirements for monitoring at §63.6625.
§63.8(a)(2)	Performance specifications	Yes.	
§63.8(a)(3)	[Reserved]		
§63.8(a)(4)	Monitoring for control devices	No.	
§63.8(b)(1)	Monitoring	Yes.	
§63.8(b)(2)-(3)	Multiple effluents and multiple monitoring systems	Yes.	
§63.8(c)(1)	Monitoring system operation and maintenance	Yes.	
§63.8(c)(1)(i)	Routine and predictable SSM	No	
§63.8(c)(1)(ii)	SSM not in Startup Shutdown Malfunction Plan	Yes.	
§63.8(c)(1)(iii)	Compliance with operation and maintenance requirements	No	
§63.8(c)(2)-(3)	Monitoring system installation	Yes.	
§63.8(c)(4)	Continuous monitoring system (CMS) requirements	Yes	Except that subpart ZZZZ does not require Continuous Opacity Monitoring System (COMS).
§63.8(c)(5)	COMS minimum procedures	No	Subpart ZZZZ does not require COMS.
§63.8(c)(6)-(8)	CMS requirements	Yes	Except that subpart ZZZZ does not require COMS.

General provisions citation	Subject of citation	Applies to subpart	Explanation
§63.8(d)	CMS quality control	Yes.	
§63.8(e)	CMS performance evaluation	Yes	Except for §63.8(e)(5)(ii), which applies to COMS.
		Except that §63.8(e) only applies as specified in §63.6645.	
§63.8(f)(1)-(5)	Alternative monitoring method	Yes	Except that §63.8(f)(4) only applies as specified in §63.6645.
§63.8(f)(6)	Alternative to relative accuracy test	Yes	Except that §63.8(f)(6) only applies as specified in §63.6645.
§63.8(g)	Data reduction	Yes	Except that provisions for COMS are not applicable. Averaging periods for demonstrating compliance are specified at §§63.6635 and 63.6640.
§63.9(a)	Applicability and State delegation of notification requirements	Yes.	
§63.9(b)(1)-(5)	Initial notifications	Yes	Except that §63.9(b)(3) is reserved.
		Except that §63.9(b) only applies as specified in §63.6645.	
§63.9(c)	Request for compliance extension	Yes	Except that §63.9(c) only applies as specified in §63.6645.
§63.9(d)	Notification of special compliance requirements for new sources	Yes	Except that §63.9(d) only applies as specified in §63.6645.
§63.9(e)	Notification of performance test	Yes	Except that §63.9(e) only applies as specified in §63.6645.
§63.9(f)	Notification of visible emission (VE)/opacity test	No	Subpart ZZZZ does not contain opacity or VE standards.
§63.9(g)(1)	Notification of performance evaluation	Yes	Except that §63.9(g) only applies as specified in §63.6645.
§63.9(g)(2)	Notification of use of COMS data	No	Subpart ZZZZ does not contain opacity or VE standards.
§63.9(g)(3)	Notification that criterion for alternative to RATA is exceeded	Yes	If alternative is in use.
		Except that §63.9(g) only applies as specified in §63.6645.	
§63.9(h)(1)-(6)	Notification of compliance status	Yes	Except that notifications for sources using a CEMS are due 30 days after completion of performance evaluations. §63.9(h)(4) is reserved.
			Except that §63.9(h) only applies as specified in §63.6645.
§63.9(i)	Adjustment of submittal deadlines	Yes.	
§63.9(j)	Change in previous information	Yes.	
§63.10(a)	Administrative provisions for recordkeeping/reporting	Yes.	

General provisions citation	Subject of citation	Applies to subpart	Explanation
§63.10(b)(1)	Record retention	Yes	Except that the most recent 2 years of data do not have to be retained on site.
§63.10(b)(2)(i)-(v)	Records related to SSM	No.	
§63.10(b)(2)(vi)-(xi)	Records	Yes.	
§63.10(b)(2)(xii)	Record when under waiver	Yes.	
§63.10(b)(2)(xiii)	Records when using alternative to RATA	Yes	For CO standard if using RATA alternative.
§63.10(b)(2)(xiv)	Records of supporting documentation	Yes.	
§63.10(b)(3)	Records of applicability determination	Yes.	
§63.10(c)	Additional records for sources using CEMS	Yes	Except that §63.10(c)(2)-(4) and (9) are reserved.
§63.10(d)(1)	General reporting requirements	Yes.	
§63.10(d)(2)	Report of performance test results	Yes.	
§63.10(d)(3)	Reporting opacity or VE observations	No	Subpart ZZZZ does not contain opacity or VE standards.
§63.10(d)(4)	Progress reports	Yes.	
§63.10(d)(5)	Startup, shutdown, and malfunction reports	No.	
§63.10(e)(1) and (2)(i)	Additional CMS Reports	Yes.	
§63.10(e)(2)(ii)	COMS-related report	No	Subpart ZZZZ does not require COMS.
§63.10(e)(3)	Excess emission and parameter exceedances reports	Yes.	Except that §63.10(e)(3)(i) (C) is reserved.
§63.10(e)(4)	Reporting COMS data	No	Subpart ZZZZ does not require COMS.
§63.10(f)	Waiver for recordkeeping/reporting	Yes.	
§63.11	Flares	No.	
§63.12	State authority and delegations	Yes.	
§63.13	Addresses	Yes.	
§63.14	Incorporation by reference	Yes.	
§63.15	Availability of information	Yes.	

[75 FR 9688, Mar. 3, 2010, as amended at 78 FR 6720, Jan. 30, 2013]

## **Appendix A—Protocol for Using an Electrochemical Analyzer to Determine Oxygen and Carbon Monoxide Concentrations From Certain Engines**

### **1.0 Scope and Application. What is this Protocol?**

This protocol is a procedure for using portable electrochemical (EC) cells for measuring carbon monoxide (CO) and oxygen (O<sub>2</sub>) concentrations in controlled and uncontrolled emissions from existing stationary 4-stroke lean burn and 4-stroke rich burn reciprocating internal combustion engines as specified in the applicable rule.

#### **1.1 Analytes. What does this protocol determine?**

This protocol measures the engine exhaust gas concentrations of carbon monoxide (CO) and oxygen (O<sub>2</sub>).

<b>Analyte</b>	<b>CAS No.</b>	<b>Sensitivity</b>
Carbon monoxide (CO)	630-08-0	Minimum detectable limit should be 2 percent of the nominal range or 1 ppm, whichever is less restrictive.
Oxygen (O <sub>2</sub> )	7782-44-7	

#### **1.2 Applicability. When is this protocol acceptable?**

This protocol is applicable to 40 CFR part 63, subpart ZZZZ. Because of inherent cross sensitivities of EC cells, you must not apply this protocol to other emissions sources without specific instruction to that effect.

#### **1.3 Data Quality Objectives. How good must my collected data be?**

Refer to Section 13 to verify and document acceptable analyzer performance.

#### **1.4 Range. What is the targeted analytical range for this protocol?**

The measurement system and EC cell design(s) conforming to this protocol will determine the analytical range for each gas component. The nominal ranges are defined by choosing up-scale calibration gas concentrations near the maximum anticipated flue gas concentrations for CO and O<sub>2</sub>, or no more than twice the permitted CO level.

#### **1.5 Sensitivity. What minimum detectable limit will this protocol yield for a particular gas component?**

The minimum detectable limit depends on the nominal range and resolution of the specific EC cell used, and the signal to noise ratio of the measurement system. The minimum detectable limit should be 2 percent of the nominal range or 1 ppm, whichever is less restrictive.

### **2.0 Summary of Protocol**

In this protocol, a gas sample is extracted from an engine exhaust system and then conveyed to a portable EC analyzer for measurement of CO and O<sub>2</sub> gas concentrations. This method provides measurement system performance specifications and sampling protocols to ensure reliable data. You may use additions to, or modifications of vendor supplied measurement systems (e.g., heated or unheated sample lines, thermocouples, flow meters, selective gas scrubbers, etc.) to meet the design specifications of this protocol. Do not make changes to the measurement system from the as-verified configuration (Section 3.12).

### **3.0 Definitions**

**3.1 Measurement System.** The total equipment required for the measurement of CO and O<sub>2</sub> concentrations. The measurement system consists of the following major subsystems:

**3.1.1 Data Recorder.** A strip chart recorder, computer or digital recorder for logging measurement data from the analyzer output. You may record measurement data from the digital data display manually or electronically.

**3.1.2 Electrochemical (EC) Cell.** A device, similar to a fuel cell, used to sense the presence of a specific analyte and generate an electrical current output proportional to the analyte concentration.

**3.1.3 Interference Gas Scrubber.** A device used to remove or neutralize chemical compounds that may interfere with the selective operation of an EC cell.

**3.1.4 Moisture Removal System.** Any device used to reduce the concentration of moisture in the sample stream so as to protect the EC cells from the damaging effects of condensation and to minimize errors in measurements caused by the scrubbing of soluble gases.

**3.1.5 Sample Interface.** The portion of the system used for one or more of the following: sample acquisition; sample transport; sample conditioning or protection of the EC cell from any degrading effects of the engine exhaust effluent; removal of particulate matter and condensed moisture.

**3.2 Nominal Range.** The range of analyte concentrations over which each EC cell is operated (normally 25 percent to 150 percent of up-scale calibration gas value). Several nominal ranges can be used for any given cell so long as the calibration and repeatability checks for that range remain within specifications.

**3.3 Calibration Gas.** A vendor certified concentration of a specific analyte in an appropriate balance gas.

**3.4 Zero Calibration Error.** The analyte concentration output exhibited by the EC cell in response to zero-level calibration gas.

**3.5 Up-Scale Calibration Error.** The mean of the difference between the analyte concentration exhibited by the EC cell and the certified concentration of the up-scale calibration gas.

**3.6 Interference Check.** A procedure for quantifying analytical interference from components in the engine exhaust gas other than the targeted analytes.

**3.7 Repeatability Check.** A protocol for demonstrating that an EC cell operated over a given nominal analyte concentration range provides a stable and consistent response and is not significantly affected by repeated exposure to that gas.

**3.8 Sample Flow Rate.** The flow rate of the gas sample as it passes through the EC cell. In some situations, EC cells can experience drift with changes in flow rate. The flow rate must be monitored and documented during all phases of a sampling run.

**3.9 Sampling Run.** A timed three-phase event whereby an EC cell's response rises and plateaus in a sample conditioning phase, remains relatively constant during a measurement data phase, then declines during a refresh phase. The sample conditioning phase exposes the EC cell to the gas sample for a length of time sufficient to reach a constant response. The measurement data phase is the time interval during which gas sample measurements can be made that meet the acceptance criteria of this protocol. The refresh phase then purges the EC cells with CO-free air. The refresh phase replenishes requisite O<sub>2</sub> and moisture in the electrolyte reserve and provides a mechanism to de-gas or desorb any interference gas scrubbers or filters so as to enable a stable CO EC cell response. There are four primary types of sampling runs: pre-sampling calibrations; stack gas sampling; post-sampling calibration checks; and measurement system repeatability checks. Stack gas sampling runs can be chained together for extended evaluations, providing all other procedural specifications are met.

**3.10 Sampling Day.** A time not to exceed twelve hours from the time of the pre-sampling calibration to the post-sampling calibration check. During this time, stack gas sampling runs can be repeated without repeated recalibrations, providing all other sampling specifications have been met.

**3.11 Pre-Sampling Calibration/Post-Sampling Calibration Check.** The protocols executed at the beginning and end of each sampling day to bracket measurement readings with controlled performance checks.

**3.12 Performance-Established Configuration.** The EC cell and sampling system configuration that existed at the time that it initially met the performance requirements of this protocol.

#### **4.0 Interferences.**

When present in sufficient concentrations, NO and NO<sub>2</sub> are two gas species that have been reported to interfere with CO concentration measurements. In the likelihood of this occurrence, it is the protocol user's responsibility to employ and properly maintain an appropriate CO EC cell filter or scrubber for removal of these gases, as described in Section 6.2.12.

#### **5.0 Safety. [Reserved]**

#### **6.0 Equipment and Supplies.**

##### **6.1 What equipment do I need for the measurement system?**

The system must maintain the gas sample at conditions that will prevent moisture condensation in the sample transport lines, both before and as the sample gas contacts the EC cells. The essential components of the measurement system are described below.

##### **6.2 Measurement System Components.**

**6.2.1 Sample Probe.** A single extraction-point probe constructed of glass, stainless steel or other non-reactive material, and of length sufficient to reach any designated sampling point. The sample probe must be designed to prevent plugging due to condensation or particulate matter.

**6.2.2 Sample Line.** Non-reactive tubing to transport the effluent from the sample probe to the EC cell.

**6.2.3 Calibration Assembly (optional).** A three-way valve assembly or equivalent to introduce calibration gases at ambient pressure at the exit end of the sample probe during calibration checks. The assembly must be designed such that only stack gas or calibration gas flows in the sample line and all gases flow through any gas path filters.

**6.2.4 Particulate Filter (optional).** Filters before the inlet of the EC cell to prevent accumulation of particulate material in the measurement system and extend the useful life of the components. All filters must be fabricated of materials that are non-reactive to the gas mixtures being sampled.

**6.2.5 Sample Pump.** A leak-free pump to provide undiluted sample gas to the system at a flow rate sufficient to minimize the response time of the measurement system. If located upstream of the EC cells, the pump must be constructed of a material that is non-reactive to the gas mixtures being sampled.

**6.2.8 Sample Flow Rate Monitoring.** An adjustable rotameter or equivalent device used to adjust and maintain the sample flow rate through the analyzer as prescribed.

**6.2.9 Sample Gas Manifold (optional).** A manifold to divert a portion of the sample gas stream to the analyzer and the remainder to a by-pass discharge vent. The sample gas manifold may also include provisions for introducing calibration gases directly to the analyzer. The manifold must be constructed of a material that is non-reactive to the gas mixtures being sampled.

**6.2.10 EC cell.** A device containing one or more EC cells to determine the CO and O<sub>2</sub> concentrations in the sample gas stream. The EC cell(s) must meet the applicable performance specifications of Section 13 of this protocol.

**6.2.11 Data Recorder.** A strip chart recorder, computer or digital recorder to make a record of analyzer output data. The data recorder resolution (i.e., readability) must be no greater than 1 ppm for CO; 0.1 percent for O<sub>2</sub>; and one degree (either °C or °F) for temperature. Alternatively, you may use a digital or analog meter having the same resolution to observe and manually record the analyzer responses.

**6.2.12 Interference Gas Filter or Scrubber.** A device to remove interfering compounds upstream of the CO EC cell. Specific interference gas filters or scrubbers used in the performance-established configuration of the analyzer must continue to be used. Such a filter or scrubber must have a means to determine when the removal agent is exhausted. Periodically replace or replenish it in accordance with the manufacturer's recommendations.

## **7.0 Reagents and Standards. What calibration gases are needed?**

**7.1 Calibration Gases.** CO calibration gases for the EC cell must be CO in nitrogen or CO in a mixture of nitrogen and O<sub>2</sub>. Use CO calibration gases with labeled concentration values certified by the manufacturer to be within  $\pm 5$  percent of the label value. Dry ambient air (20.9 percent O<sub>2</sub>) is acceptable for calibration of the O<sub>2</sub> cell. If needed, any lower percentage O<sub>2</sub> calibration gas must be a mixture of O<sub>2</sub> in nitrogen.

**7.1.1 Up-Scale CO Calibration Gas Concentration.** Choose one or more up-scale gas concentrations such that the average of the stack gas measurements for each stack gas sampling run are between 25 and 150 percent of those concentrations. Alternatively, choose an up-scale gas that does not exceed twice the concentration of the applicable outlet standard. If a measured gas value exceeds 150 percent of the up-scale CO calibration gas value at any time during the stack gas sampling run, the run must be discarded and repeated.

**7.1.2 Up-Scale O<sub>2</sub> Calibration Gas Concentration.**

Select an O<sub>2</sub> gas concentration such that the difference between the gas concentration and the average stack gas measurement or reading for each sample run is less than 15 percent O<sub>2</sub>. When the average exhaust gas O<sub>2</sub> readings are above 6 percent, you may use dry ambient air (20.9 percent O<sub>2</sub>) for the up-scale O<sub>2</sub> calibration gas.

**7.1.3 Zero Gas.** Use an inert gas that contains less than 0.25 percent of the up-scale CO calibration gas concentration. You may use dry air that is free from ambient CO and other combustion gas products (e.g., CO<sub>2</sub>).

## **8.0 Sample Collection and Analysis**

### **8.1 Selection of Sampling Sites.**

**8.1.1 Control Device Inlet.** Select a sampling site sufficiently downstream of the engine so that the combustion gases should be well mixed. Use a single sampling extraction point near the center of the duct (e.g., within the 10 percent centroidal area), unless instructed otherwise.

**8.1.2 Exhaust Gas Outlet.** Select a sampling site located at least two stack diameters downstream of any disturbance (e.g., turbocharger exhaust, crossover junction or recirculation take-off) and at least one-half stack diameter upstream of the gas discharge to the atmosphere. Use a single sampling extraction point near the center of the duct (e.g., within the 10 percent centroidal area), unless instructed otherwise.

**8.2 Stack Gas Collection and Analysis.** Prior to the first stack gas sampling run, conduct that the pre-sampling calibration in accordance with Section 10.1. Use Figure 1 to record all data. Zero the analyzer with zero gas. Confirm and record that the scrubber media color is correct and not exhausted. Then position the probe at the sampling point and begin the sampling run at the same flow rate used during the up-scale calibration. Record the start time. Record all EC cell output responses and the flow rate during the "sample conditioning phase" once per minute until constant readings are obtained. Then begin the "measurement data phase" and record readings every 15 seconds for at least two minutes (or eight readings), or as otherwise required to achieve two continuous minutes of data that meet the specification given in Section 13.1. Finally, perform the "refresh phase" by introducing dry air, free from CO and other combustion gases, until several minute-to-minute readings of consistent value have been obtained. For each run use the "measurement data phase" readings to calculate the average stack gas CO and O<sub>2</sub> concentrations.

**8.3 EC Cell Rate.** Maintain the EC cell sample flow rate so that it does not vary by more than  $\pm 10$  percent throughout the pre-sampling calibration, stack gas sampling and post-sampling calibration check. Alternatively, the EC cell sample flow rate can be maintained within a tolerance range that does not affect the gas concentration readings by more than  $\pm 3$  percent, as instructed by the EC cell manufacturer.

## **9.0 Quality Control (Reserved)**



## 10.0 Calibration and Standardization

**10.1 Pre-Sampling Calibration.** Conduct the following protocol once for each nominal range to be used on each EC cell before performing a stack gas sampling run on each field sampling day. Repeat the calibration if you replace an EC cell before completing all of the sampling runs. There is no prescribed order for calibration of the EC cells; however, each cell must complete the measurement data phase during calibration. Assemble the measurement system by following the manufacturer's recommended protocols including for preparing and preconditioning the EC cell. Assure the measurement system has no leaks and verify the gas scrubbing agent is not depleted. Use Figure 1 to record all data.

**10.1.1 Zero Calibration.** For both the O<sub>2</sub> and CO cells, introduce zero gas to the measurement system (e.g., at the calibration assembly) and record the concentration reading every minute until readings are constant for at least two consecutive minutes. Include the time and sample flow rate. Repeat the steps in this section at least once to verify the zero calibration for each component gas.

**10.1.2 Zero Calibration Tolerance.** For each zero gas introduction, the zero level output must be less than or equal to  $\pm 3$  percent of the up-scale gas value or  $\pm 1$  ppm, whichever is less restrictive, for the CO channel and less than or equal to  $\pm 0.3$  percent O<sub>2</sub> for the O<sub>2</sub> channel.

**10.1.3 Up-Scale Calibration.** Individually introduce each calibration gas to the measurement system (e.g., at the calibration assembly) and record the start time. Record all EC cell output responses and the flow rate during this "sample conditioning phase" once per minute until readings are constant for at least two minutes. Then begin the "measurement data phase" and record readings every 15 seconds for a total of two minutes, or as otherwise required. Finally, perform the "refresh phase" by introducing dry air, free from CO and other combustion gases, until readings are constant for at least two consecutive minutes. Then repeat the steps in this section at least once to verify the calibration for each component gas. Introduce all gases to flow through the entire sample handling system (i.e., at the exit end of the sampling probe or the calibration assembly).

**10.1.4 Up-Scale Calibration Error.** The mean of the difference of the "measurement data phase" readings from the reported standard gas value must be less than or equal to  $\pm 5$  percent or  $\pm 1$  ppm for CO or  $\pm 0.5$  percent O<sub>2</sub>, whichever is less restrictive, respectively. The maximum allowable deviation from the mean measured value of any single "measurement data phase" reading must be less than or equal to  $\pm 2$  percent or  $\pm 1$  ppm for CO or  $\pm 0.5$  percent O<sub>2</sub>, whichever is less restrictive, respectively.

**10.2 Post-Sampling Calibration Check.** Conduct a stack gas post-sampling calibration check after the stack gas sampling run or set of runs and within 12 hours of the initial calibration. Conduct up-scale and zero calibration checks using the protocol in Section 10.1. Make no changes to the sampling system or EC cell calibration until all post-sampling calibration checks have been recorded. If either the zero or up-scale calibration error exceeds the respective specification in Sections 10.1.2 and 10.1.4 then all measurement data collected since the previous successful calibrations are invalid and re-calibration and re-sampling are required. If the sampling system is disassembled or the EC cell calibration is adjusted, repeat the calibration check before conducting the next analyzer sampling run.

## 11.0 Analytical Procedure

The analytical procedure is fully discussed in Section 8.

## 12.0 Calculations and Data Analysis

Determine the CO and O<sub>2</sub> concentrations for each stack gas sampling run by calculating the mean gas concentrations of the data recorded during the "measurement data phase".

## 13.0 Protocol Performance

Use the following protocols to verify consistent analyzer performance during each field sampling day.

**13.1 Measurement Data Phase Performance Check.** Calculate the mean of the readings from the "measurement data phase". The maximum allowable deviation from the mean for each of the individual readings is  $\pm 2$  percent, or  $\pm 1$  ppm,

whichever is less restrictive. Record the mean value and maximum deviation for each gas monitored. Data must conform to Section 10.1.4. The EC cell flow rate must conform to the specification in Section 8.3.

*Example:* A measurement data phase is invalid if the maximum deviation of any single reading comprising that mean is greater than  $\pm 2$  percent or  $\pm 1$  ppm (the default criteria). For example, if the mean = 30 ppm, single readings of below 29 ppm and above 31 ppm are disallowed).

**13.2 Interference Check.** Before the initial use of the EC cell and interference gas scrubber in the field, and semi-annually thereafter, challenge the interference gas scrubber with NO and NO<sub>2</sub> gas standards that are generally recognized as representative of diesel-fueled engine NO and NO<sub>2</sub> emission values. Record the responses displayed by the CO EC cell and other pertinent data on Figure 1 or a similar form.

**13.2.1 Interference Response.** The combined NO and NO<sub>2</sub> interference response should be less than or equal to  $\pm 5$  percent of the up-scale CO calibration gas concentration.

**13.3 Repeatability Check.** Conduct the following check once for each nominal range that is to be used on the CO EC cell within 5 days prior to each field sampling program. If a field sampling program lasts longer than 5 days, repeat this check every 5 days. Immediately repeat the check if the EC cell is replaced or if the EC cell is exposed to gas concentrations greater than 150 percent of the highest up-scale gas concentration.

**13.3.1 Repeatability Check Procedure.** Perform a complete EC cell sampling run (all three phases) by introducing the CO calibration gas to the measurement system and record the response. Follow Section 10.1.3. Use Figure 1 to record all data. Repeat the run three times for a total of four complete runs. During the four repeatability check runs, do not adjust the system except where necessary to achieve the correct calibration gas flow rate at the analyzer.

**13.3.2 Repeatability Check Calculations.** Determine the highest and lowest average "measurement data phase" CO concentrations from the four repeatability check runs and record the results on Figure 1 or a similar form. The absolute value of the difference between the maximum and minimum average values recorded must not vary more than  $\pm 3$  percent or  $\pm 1$  ppm of the up-scale gas value, whichever is less restrictive.

#### **14.0 Pollution Prevention (Reserved)**

#### **15.0 Waste Management (Reserved)**

#### **16.0 Alternative Procedures (Reserved)**

#### **17.0 References**

- (1) "Development of an Electrochemical Cell Emission Analyzer Test Protocol", Topical Report, Phil Juneau, Emission Monitoring, Inc., July 1997.
- (2) "Determination of Nitrogen Oxides, Carbon Monoxide, and Oxygen Emissions from Natural Gas-Fired Engines, Boilers, and Process Heaters Using Portable Analyzers", EMC Conditional Test Protocol 30 (CTM-30), Gas Research Institute Protocol GRI-96/0008, Revision 7, October 13, 1997.
- (3) "ICAC Test Protocol for Periodic Monitoring", EMC Conditional Test Protocol 34 (CTM-034), The Institute of Clean Air Companies, September 8, 1999.
- (4) "Code of Federal Regulations", Protection of Environment, 40 CFR, Part 60, Appendix A, Methods 1-4; 10.

Table 1: Appendix A—Sampling Run Data.

Facility _____				Engine I.D. _____				Date _____			
Run Type:	( )		( )		( )		( )		( )		
(X)	Pre-Sample Calibration		Stack Gas Sample		Post-Sample Cal. Check		Repeatability Check				
Run #	1	1	2	2	3	3	4	4	Time	Scrub. OK	Flow- Rate
Gas	O <sub>2</sub>	CO	O <sub>2</sub>	CO	O <sub>2</sub>	CO	O <sub>2</sub>	CO			
Sample Cond. Phase											
"											
"											
"											
"											
"											
Measurement Data Phase											
"											
"											
"											
"											
"											
"											
"											
"											
"											
"											
"											
"											
"											
Mean											
Refresh Phase											
"											
"											
"											
"											

**Indiana Department of Environmental Management**  
**Office of Air Quality**

Technical Support Document (TSD) for a Minor Source Operating Permit Renewal

<b>Source Background and Description</b>
--

<b>Source Name:</b> <b>Source Location:</b> <b>County:</b> <b>SIC Code:</b> <b>Permit Renewal No.:</b> <b>Permit Reviewer:</b>	<b>Sunrise Energy, LLC</b> <b>411 E. County Road 600 S, Carlisle, Indiana 47838</b> <b>Sullivan</b> <b>1311 (Crude Petroleum and Natural Gas)</b> <b>M153-37448-00037</b> <b>Sommer Cochran</b>
---	--

The Office of Air Quality (OAQ) has reviewed the operating permit renewal application from Sunrise Energy, LLC relating to the operation of a stationary natural gas conditioning and compression station. On July 29, 2016, Sunrise Energy, LLC submitted an application to the OAQ requesting to renew its operating permit. Sunrise Energy, LLC was issued a MSOP (M153-30216-00037) on November 30, 2011.

<b>Permitted Emission Units and Pollution Control Equipment</b>
---

The source consists of the following permitted emission units:

- (a) One (1) natural gas-fired amine unit reboiler, identified as AMREB, approved for construction in 2007, with a maximum heat input capacity of 9 million British thermal units per hour (MMBtu/hr), and exhausting to stack AMREB1.
- (b) One (1) natural gas-fired dehydration unit reboiler, identified as DHREB, approved for construction in 2007, with a maximum heat input capacity of 0.6 million British thermal units per hour (MMBtu/hr), and exhausting to stack DHREB1.
- (c) One (1) amine process, identified as AMINE, approved for construction in 2007, with a maximum capacity of 16 million standard cubic feet per day (MMscfd), and exhausting to vent AMINE1.  
  
[Under 40 CFR 60, Subpart LLL, this unit is considered an affected facility.]
- (d) One (1) triethylene glycol (TEG) dehydration process, identified as DEHY, approved for construction in 2007, with a maximum capacity of 16 million standard cubic feet per day (MMscfd), and exhausting to vent DEHY1.  
  
[Under 40 CFR 63, Subpart HH, this unit is considered an affected facility.]
- (e) One (1) condensate/oil storage tank, identified as TK1, approved for construction in 2007, with a maximum capacity of 8,400 gallons.
- (f) One (1) truck loading operation for condensate/oil, identified as TL1, approved for construction in 2007, with a maximum throughput rate of 436,800 gallons per year.
- (g) One (1) emergency/back-up flare for cold start-up operations, identified as FL-01, approved for construction in 2007, with a maximum flare rate of 1.0 million standard cubic feet (MMscf) of natural gas per day.

- (h) One (1) natural gas-fired compressor engine, identified as ENG1, a remote engine constructed in 2011 and manufactured on August 11, 2000, with a maximum power output of 1085 horsepower (hp), and exhausting to stack ENG1.

[Under 40 CFR 63, Subpart ZZZZ, this unit is considered an affected facility.]

### Existing Approvals

Since the issuance of the MSOP No. 153-30216-00037, on November 30, 2011, the source has constructed or has been operating under the following additional approvals:

- (a) Administrative Amendment No. 153-33789-00037, issued on December 3, 2013.

All terms and conditions of previous permits issued pursuant to permitting programs approved into the State Implementation Plan have been either incorporated as originally stated, revised, or deleted by this permit. All previous registrations and permits are superseded by this permit.

### Enforcement Issue

There are no enforcement actions pending.

### Emission Calculations

See Appendix A of this document for detailed emission calculations.

### County Attainment Status

The source is located in Sullivan County.

Pollutant	Designation
SO <sub>2</sub>	Better than national standards.
CO	Unclassifiable or attainment effective November 15, 1990.
O <sub>3</sub>	Unclassifiable or attainment effective July 20, 2012, for the 2008 8-hour ozone standard. <sup>1</sup>
PM <sub>2.5</sub>	Unclassifiable or attainment effective April 5, 2005, for the annual PM <sub>2.5</sub> standard.
PM <sub>2.5</sub>	Unclassifiable or attainment effective December 13, 2009, for the 24-hour PM <sub>2.5</sub> standard.
PM <sub>10</sub>	Unclassifiable effective November 15, 1990.
NO <sub>2</sub>	Cannot be classified or better than national standards.
Pb	Unclassifiable or attainment effective December 31, 2011.
<sup>1</sup> Unclassifiable or attainment effective October 18, 2000, for the 1-hour ozone standard which was revoked effective June 15, 2005.	

- (a) Ozone Standards  
 Volatile organic compounds (VOC) and Nitrogen Oxides (NO<sub>x</sub>) are regulated under the Clean Air Act (CAA) for the purposes of attaining and maintaining the National Ambient Air Quality Standards (NAAQS) for ozone. Therefore, VOC and NO<sub>x</sub> emissions are considered when evaluating the rule applicability relating to ozone. Sullivan County has been designated as attainment or unclassifiable for ozone. Therefore, VOC and NO<sub>x</sub> emissions were reviewed pursuant to the requirements for Prevention of Significant Deterioration (PSD), 326 IAC 2-2.
- (b) PM<sub>2.5</sub>  
 Sullivan County has been classified as attainment for PM<sub>2.5</sub>. Therefore, direct PM<sub>2.5</sub>, SO<sub>2</sub>, and NO<sub>x</sub> emissions were reviewed pursuant to the requirements for Prevention of Significant Deterioration (PSD), 326 IAC 2-2.

- (c) Other Criteria Pollutants  
Sullivan County has been classified as attainment or unclassifiable in Indiana for SO<sub>2</sub>, CO, PM<sub>10</sub>, and Pb. Therefore, these emissions were reviewed pursuant to the requirements for Prevention of Significant Deterioration (PSD), 326 IAC 2-2.

### Fugitive Emissions

The fugitive emissions of criteria pollutants and hazardous air pollutants are counted toward the determination of 326 IAC 2-6.1 (Minor Source Operating Permits) applicability.

Since this type of operation is not one of the twenty-eight (28) listed source categories under 326 IAC 2-2, 326 IAC 2-3, or 326 IAC 2-7, and there is no applicable New Source Performance Standard that was in effect on August 7, 1980, fugitive emissions are not counted toward the determination of PSD, Emission Offset, and Part 70 Permit applicability.

### Unrestricted Potential Emissions

Appendix A of this TSD reflects the unrestricted potential emissions of the source.

On June 23, 2014, in the case of *Utility Air Regulatory Group v. EPA*, cause no. 12-1146, (available at [http://www.supremecourt.gov/opinions/13pdf/12-1146\\_4g18.pdf](http://www.supremecourt.gov/opinions/13pdf/12-1146_4g18.pdf)) the United States Supreme Court ruled that the U.S. EPA does not have the authority to treat greenhouse gases (GHGs) as an air pollutant for the purpose of determining operating permit applicability or PSD Major source status. On July 24, 2014, the U.S. EPA issued a memorandum to the Regional Administrators outlining next steps in permitting decisions in light of the Supreme Court's decision. U.S. EPA's guidance states that U.S. EPA will no longer require PSD or Title V permits for sources "previously classified as 'Major' based solely on greenhouse gas emissions."

The Indiana Environmental Rules Board adopted the GHG regulations required by U.S. EPA at 326 IAC 2-2-1(zz), pursuant to Ind. Code § 13-14-9-8(h) (Section 8 rulemaking). A rule, or part of a rule, adopted under Section 8 is automatically invalidated when the corresponding federal rule, or part of the rule, is invalidated. Due to the United States Supreme Court Ruling, IDEM, OAQ cannot consider GHGs emissions to determine operating permit applicability or PSD applicability to a source or modification.

- (a) The potential to emit (as defined in 326 IAC 2-7-1(30)) of all regulated pollutants is less than 100 tons per year. However, NO<sub>x</sub> is equal to or greater than twenty-five (25) tons per year. The source is not subject to the provisions of 326 IAC 2-7. Therefore, the source will be issued an MSOP Renewal.
- (b) The potential to emit (as defined in 326 IAC 2-7-1(30)) of any single HAP is less than ten (10) tons per year and/or the potential to emit (as defined in 326 IAC 2-7-1(30)) of a combination of HAPs is less than twenty-five (25) tons per year. Therefore, the source will be issued an MSOP Renewal.

### Potential to Emit After Issuance

The table below summarizes the potential to emit, reflecting all limits of the emission units. Any control equipment is considered enforceable only after issuance of this MSOP and only to the extent that the effect of the control equipment is made practically enforceable in the permit.

Process/ Emission Unit	Potential To Emit of the Entire Source After Issuance of Renewal (tons/year)								
	PM	PM <sub>10</sub> *	PM <sub>2.5</sub> **	SO <sub>2</sub>	NO <sub>x</sub>	VOC	CO	Total HAPs	Worst Single HAP
Reboilers	0.08	0.31	0.31	0.025	4.12	0.23	3.46	0.078	0.074 (Hexane)
Amine Process	0.00	0.00	0.00	0.00	0.00	0.88	0.00	0.48	0.14 Ethylbenzene)
TEG Dehydration Process	0.00	0.00	0.00	0.00	0.00	7.08	0.00	3.41	1.27 (Xylene)
Condensate/Oil Storage Tank	0.00	0.00	0.00	0.00	0.00	0.33	0.00	0.33	0.327 (Hexane)
Truck Loading Operation	0.00	0.00	0.00	0.00	0.00	0.93	0.00	0.93	0.93 (Hexane)
Flare FL-01	0.020	0.079	0.079	0.006	1.04	0.057	0.88	0.020	0.019 (Hexane)
Compressor Engine ENG1	0.003	0.347	0.347	0.020	87.52	4.10	17.87	2.49	1.83 (Formaldehyde)
<b>Total PTE of Entire Source</b>	<b>0.10</b>	<b>0.74</b>	<b>0.74</b>	<b>0.05</b>	<b>92.68</b>	<b>13.59</b>	<b>22.20</b>	<b>7.73</b>	<b>1.83 (Formaldehyde)</b>
Title V Major Source Thresholds	NA	100	100	100	100	100	100	25	10

negl. = negligible

\* Under the Part 70 Permit program (40 CFR 70), PM<sub>10</sub> and PM<sub>2.5</sub>, not particulate matter (PM), are each considered as a "regulated air pollutant".

\*\*PM<sub>2.5</sub> listed is direct PM<sub>2.5</sub>.

- (a) This existing source is not a major stationary source, under PSD (326 IAC 2-2), because no PSD regulated pollutant is emitted at a rate of two hundred fifty (250) tons per year or more and it is not one of the twenty-eight (28) listed source categories, as specified in 326 IAC 2-2-1(ff)(1).
- (b) These emissions are based upon the Technical Support Document Appendix A.
- (c) This existing source is not a major source of HAPs, as defined in 40 CFR 63.2, because HAPs emissions are less than ten (10) tons per year for any single HAP and less than twenty-five (25) tons per year of a combination of HAPs. Therefore, this source is an area source under Section 112 of the Clean Air Act (CAA).

### Federal Rule Applicability

- (a) Pursuant to 40 CFR 64.2, Compliance Assurance Monitoring (CAM) is not included in the permit, because the unlimited potential to emit of the source is less than the Title V major source thresholds and the source is not required to obtain a Part 70 or Part 71 permit.

### New Source Performance Standards (NSPS)

- (b) This natural gas compressor station is still subject to New Source Performance Standard for Onshore Natural Gas Processing: SO<sub>2</sub> Emissions, 40 CFR 60, Subpart LLL, which is incorporated by reference as 326 IAC 12, because the amine process, identified as AMINE, at this source meets the definition of a sweetening unit and was constructed after January 20, 1984. However, the amine process at this source has a design capacity less than 2 long tons per day (LT/D) of hydrogen sulfide (H<sub>2</sub>S) in the acid gas (expressed as sulfur). Pursuant to 40 CFR 60.640(b), the Permittee is not required to comply with provisions 40 CFR 60.642 through 60.646 of this subpart, but is required to comply with 40 CFR 60.647(c). The Permittee is required to keep, for the life of the facility, an analysis demonstrating that the facility's design capacity is less than 2 long tons per day (LT/D) of hydrogen sulfide (H<sub>2</sub>S) in the acid gas (expressed as sulfur), pursuant to 40 CFR 60.647(c).

The amine process is subject to the following portions of 40 CFR 60, Subpart LLL:

- (1) 40 CFR 60.640(a), (b), (c), and (d);
  - (2) 40 CFR 60.641; and
  - (3) 40 CFR 60.647(c).
- (c) The New Source Performance Standards for Small Industrial - Commercial - Institutional Steam Generating Units, 40 CFR 60, Subpart Dc, are still not included in this permit because each of the reboilers, identified as AMREB and DHREB, have a maximum heat input less than 10 million British thermal units per hour (MMBtu/hr).
- (d) The New Source Performance Standards for Volatile Organic Liquid Storage Vessels for which construction, reconstruction, or modification commenced after July 23, 1984, 40 CFR 60, Subpart Kb, are still not included in this permit because the condensate/oil storage tank does not have a capacity greater than 75 cubic meters (19,813 gallons).
- (e) The requirements of the New Source Performance Standard Standards of Performance for Stationary Spark Ignition Internal Combustion Engines, 40 CFR 60, Subpart JJJJ, are still not included in the permit for the natural gas-fired compressor engine, identified as ENG1, because although the construction date of the unit is after June 12, 2006, the manufacture date of ENG1 is prior to January 1, 2008. There have been no modifications or reconstructions to the unit since June 12, 2006. Pursuant to 40 CFR 63.9590(a)(1)(iv), a change in ownership of an existing stationary RICE does not make that stationary RICE a new or reconstructed stationary RICE.
- (f) There are no other New Source Performance Standards (NSPS)(326 IAC 12 and 40 CFR Part 60) included in the permit.

### National Emission Standards for Hazardous Air Pollutants (NESHAP)

- (g) The requirements of 40 CFR 63, Subpart HH - National Emission Standards for Hazardous Air Pollutants from Oil and Natural Gas Production Facilities, 40 CFR 63, Subpart HH, which is incorporated by reference as 326 IAC 20-30, are still applicable to TEG dehydration process, identified as DEHY, at this source because the TEG dehydration unit is an affected unit under this NESHAP.

The TEG dehydration process, identified as DEHY, is subject to the following portions of 40 CFR 63, Subpart HH.

- (1) 40 CFR 63.760(a)(1) and (3), (b)(2), (c), (f)(6), and (h);
- (2) 40 CFR 63.761;
- (3) 40 CFR 63.762(a) and (d);
- (4) 40 CFR 63.764(a) and (e)(1)(ii);



- (5) 40 CFR 63.772(b) and (d);
- (6) 40 CFR 63.774(a), (d)(1)(i), and (d)(1)(ii);
- (7) 40 CFR 63.775(a) and (c)(8);
- (8) 40 CFR 63.776(a), (b), and (c); and
- (9) Table 2 of Subpart HH.

The provisions of 40 CFR 63, Subpart A – General Provisions, which are incorporated as 326 IAC 20-1-1, apply to the facility described in this section except when otherwise specified in 40 CFR 63, Subpart HH.

- (h) The requirements of the 40 CFR 63, Subpart ZZZZ, National Emission Standards for Hazardous Air Pollutants (NESHAP) for Stationary Reciprocating Internal Combustion Engines, 40 CFR 63, Subpart ZZZZ, which is incorporated by reference as 326 IAC 20-82, are still applicable to the natural gas-fired compressor engine, identified as ENG1, because it is considered an existing stationary reciprocating internal combustion engine (RICE) at an area source of hazardous air pollutants (HAP) because it was manufactured on August 11, 2000 and pursuant to 40 CFR 63.6590(a)(1)(iv), a change in ownership of an existing stationary RICE does not make that stationary RICE a new or reconstructed stationary RICE.

t. The natural gas-fired compressor engine, identified as ENG1, is subject the following portions of Subpart ZZZZ:

- (1) 40 CFR 63.6580;
- (2) 40 CFR 63.6585 (a), (b), (c), and (d);
- (3) 40 CFR 63.6590(a)(1)(iii) and (a)(1)(iv);
- (4) 40 CFR 63.6595(a)(1), (b)(2), and (c);
- (5) 40 CFR 63.6603(a) and (f);
- (6) 40 CFR 63.6605(a) and (b);
- (7) 40 CFR 63.6625(h);
- (8) 40 CFR 63.6630(c);
- (9) 40 CFR 63.6640(a), (b), and (e);
- (10) 40 CFR 63.6645(a)(2);
- (11) 40 CFR 63.6655(a)(1), (a)(2), (e)(3);
- (12) 40 CFR 63.6660(a), (b), and (c);
- (13) 40 CFR 63.6665;
- (14) 40 CFR 63.6670(a), (b), and (c);
- (15) 40 CFR 63.6675;
- (16) Table 2d (item 8) to Subpart ZZZZ;
- (17) Table 6 (item 9) to Subpart ZZZZ; and
- (18) Table 8 to Subpart ZZZZ.

The requirements of 40 CFR Part 63, Subpart A – General Provisions, which are incorporated as 326 IAC 20-1, apply to facility described in this section except when otherwise specified in 40 CFR 63, Subpart ZZZZ.

- (i) The requirements of the National Emission Standards for Hazardous Air Pollutants (NESHAP) for Industrial, Commercial, and Institutional Boilers Area Sources, 40 CFR 63.11193, Subpart JJJJJJ, are still not included in the permit because the reboilers, identified as AMRED and DHREB, are natural gas-fired boilers, as defined by 40 CFR 63.11237, and are specifically exempted under 40 CFR 63.11195(e).
- (j) The requirements of the National Emission Standards for Hazardous Air Pollutants (NESHAP) for Natural Gas Transmission and Storage, 40 CFR 63, Subpart HHH, which is incorporated by reference as 326 IAC 20-31, are still not included in this permit because this source is not a major source of HAPs.

- (k) There are no other National Emission Standards for Hazardous Air Pollutants (NESHAP)(326 IAC 14, 20 and 40 CFR 61, 63) included in this permit.

<b>State Rule Applicability - Entire Source</b>
---

**326 IAC 2-6 (Emission Reporting)**

This source is not subject to 326 IAC 2-6 (Emission Reporting) because it is not required to have an operating permit pursuant to 326 IAC 2-7 (Part 70); it is not located in Lake, Porter, or LaPorte County, and its potential to emit lead is less than 5 tons per year; therefore, this rule does not apply.

**326 IAC 5-1 (Opacity Limitations)**

This source is subject to the opacity limitations specified in 326 IAC 5-1-2(1).

**326 IAC 6.5 (PM Limitations Except Lake County)**

This source is not subject to 326 IAC 6.5 because it is not located in one of the following counties: Clark, Dearborn, Dubois, Howard, Marion, St. Joseph, Vanderburgh, Vigo or Wayne.

**326 IAC 6.8 (PM Limitations for Lake County)**

This source is not subject to 326 IAC 6.8 because it is not located in Lake County.

**326 IAC 7-1.1 (Sulfur Dioxide Emission Limitations)**

The uncontrolled sulfur dioxide (SO<sub>2</sub>) emissions from each emissions unit are less than twenty-five (25) tons per year and ten (10) pounds per hour; therefore, none of the emissions units are subject to the requirements of 326 IAC 7-1.1.

**326 IAC 10-1 (Nitrogen Oxide Emission Requirements)**

This source is not located in Clark or Floyd County; therefore, the requirements of 326 IAC 10-1 are not applicable.

**326 IAC 12 (New Source Performance Standards)**

See Federal Rule Applicability Section of this TSD.

**326 IAC 20 (Hazardous Air Pollutants)**

See Federal Rule Applicability Section of this TSD.

<b>State Rule Applicability – Individual Facilities</b>
---

Reboilers

**326 IAC 6-2-4 (Particulate Emissions Limitations for Sources of Indirect Heating)**

Pursuant to 326 IAC 6-2-1(d), indirect heating facilities which received permit to construct after September 21, 1983 are subject to the requirements of 326 IAC 6-2-4.

The particulate matter emissions (Pt) shall be limited by the following equation:

$$Pt = \frac{1.09}{Q^{0.26}}$$

Where:

Pt = Pounds of particulate matter emitted per million British thermal units (lb/MMBtu).

Q = Total source maximum operating capacity rating in MMBtu/hr heat input. The maximum operating capacity rating is defined as the maximum capacity at which the facility is operated or the nameplate capacity, whichever is specified in the facility's permit application, except when some lower capacity is contained in the facility's operation permit; in which case, the capacity specified in the operation.

Indirect Heating Units Which Began Operation After September 21, 1983						
Facility	Construction Date	Operating Capacity (MMBtu/hr)	Q (MMBtu/hr)	Calculated Pt (lb/MMBtu)	Particulate Limitation, (Pt) (lb/MMBtu)	PM PTE based on AP-42 (lb/MMBtu)
AMREB	2007	9.0	9.6	0.61	0.6	0.0019
DHREB	2007	0.6	9.6	0.61	0.6	0.0019
Includes the capacity (MMBtu/hr) of the new unit(s) and the capacities for those unit(s) which were in operation at the source at the time the new unit(s) was constructed.						

Pursuant to 326 IAC 6-2-4(a), for Q less than 10 MMBtu/hr, Pt shall not exceed 0.6 lb/MMBtu.

### 326 IAC 6-3 (Particulate Emissions Limitations for Manufacturing Processes)

Pursuant to 326 IAC 1-2-59, "Process weight; weight rate", liquid and gaseous fuels will not be considered as part of the process rate; therefore, the amine unit reboiler, identified as AMREB, the dehydration unit reboiler, identified as DHREB, are not subject to the provisions of 326 IAC 6-3.

### Natural Gas-Fired Emergency/Back-up Flare and Compression Engine

### 326 IAC 6-2 (Particulate Emissions Limitations for Sources of Indirect Heating)

Pursuant to 326 IAC 6-2-1(a), the Emergency/Back-up Flare, identified as FL-01, and the Natural Gas-Fired Compression Engine, identified as ENG1, are not subject to the requirements of this rule because each is not a source of indirect heating.

### 326 IAC 6-3 (Particulate Emissions Limitations for Manufacturing Processes)

Pursuant to 326 IAC 1-2-59, "Process weight; weight rate", liquid and gaseous fuels will not be considered as part of the process rate; therefore, the natural gas-fired Emergency/Back-up Flare, identified as FL-01, and the Natural Gas-Fired Compression Engine, identified as ENG1, are not subject to the provisions of 326 IAC 6-3.

### TEG Dehydration Process, Condensate/Oil Storage Tank, and Truck Loading Operation

### 326 IAC 8 (VOC Rules)

The uncontrolled VOC emissions from the TEG Dehydration Process, Condensate/Oil Storage Tank, and Truck Loading Operation are less than 15 pounds per day; therefore; none of the emissions units are subject to the requirements of 326 IAC 8.

## Compliance Determination and Monitoring Requirements

- (a) There are no compliance determination and monitoring requirements applicable to this source.
- (b) There are no testing requirements applicable to this source.

<b>Recommendation</b>
-----------------------

The staff recommends to the Commissioner that the MSOP Renewal be approved. This recommendation is based on the following facts and conditions:

Unless otherwise stated, information used in this review was derived from the application and additional information submitted by the applicant.

An application for the purposes of this review was received on July 29, 2016.

<b>Conclusion</b>
-------------------

The operation of this stationary natural gas conditioning and compression station shall be subject to the conditions of the attached MSOP Renewal No. 153-37448-00037.

<b>IDEM Contact</b>
---------------------

- (a) Questions regarding this proposed permit can be directed to Sommer Cochran at the Indiana Department Environmental Management, Office of Air Quality, Permits Branch, 100 North Senate Avenue, MC 61-53 IGCN 1003, Indianapolis, Indiana 46204-2251 or by telephone at (317) (234-5376) or toll free at 1-800-451-6027 extension (4-5376).
- (b) A copy of the findings is available on the Internet at: <http://www.in.gov/ai/appfiles/idem-caats/>
- (c) For additional information about air permits and how the public and interested parties can participate, refer to the IDEM Permit Guide on the Internet at: <http://www.in.gov/idem/5881.htm>; and the Citizens' Guide to IDEM on the Internet at: <http://www.in.gov/idem/6900.htm>.

**Appendix A: Emission Calculations  
Potential to Emit Summary**

Page 1 of 7 TSD App A

**Company Name:** Sunrise Energy, LLC  
**Source Address:** 411 E. County Road 600 S., Carlisle, Indiana, 47838  
**Permit Number:** M153-37448-00037  
**Reviewer:** Sommer Cochran

Emission Units	PM (tons/yr)	PM10 (tons/yr)	PM2.5 (tons/yr)	SO <sub>2</sub> (tons/yr)	NOx (tons/yr)	VOC (tons/yr)	CO (tons/yr)	Total HAPs (tons/yr)	Single HAP (tons/yr)
Reboilers	0.08	0.31	0.31	0.025	4.12	0.23	3.46	0.078	0.074 (hexane)
Amine Process	0.00	0.00	0.00	0.00	0.00	0.88	0.00	0.48	0.14 (ethylbenzene)
TEG Dehydration Process	0.00	0.00	0.00	0.00	0.00	7.08	0.00	3.41	1.27 (xylene)
Condensate/Oil Storage Tank	0.00	0.00	0.00	0.00	0.00	0.33	0.00	0.33	0.327 (hexane)
Truck Loading Operation	0.00	0.00	0.00	0.00	0.00	0.93	0.00	0.93	0.93 (hexane)
Flare FL-01	0.020	0.079	0.079	0.006	1.04	0.057	0.88	0.020	0.019 (hexane)
Compressor Engine ENG1	0.003	0.347	0.347	0.020	87.52	4.10	17.87	2.49	1.83 (formaldehyde)
<b>Totals</b>	<b>0.10</b>	<b>0.74</b>	<b>0.74</b>	<b>0.05</b>	<b>92.68</b>	<b>13.59</b>	<b>22.20</b>	<b>7.73</b>	<b>1.83 (formaldehyde)</b>

**Attachment A: Emissions Calculations**  
**Natural Gas Combustion**  
**Capacity <100 MMBtu/hr**  
**Amine Unit Reboiler and TEG Dehydration Unit Reboiler**

Page 2 of 7 TSD App A

**Company Name:** Sunrise Energy, LLC  
**Source Address:** 411 E. County Road 600 S., Carlisle, Indiana, 47838  
**Permit Number:** M153-37448-00037  
**Reviewer:** Sommer Cochran

Unit	Maximum Heat Input Capacity (MMBtu/hr)	High Heat Value (MMBtu/MMscf)	Potential Throughput (MMcf/yr)
Amine Unit Reboiler AMREB	9.00	1020	77.29
Dehydration Unit Reboiler DHREB	0.60	1020	5.15
<b>Totals</b>	<b>9.60</b>		<b>82.45</b>

Criteria Pollutants	Pollutant						
	PM*	PM10*	PM2.5*	SO2	NOx	VOC	CO
Emission Factor in lb/MMcf	1.9	7.6	7.6	0.6	100 **see below	5.5	84
Potential Emission in tons/yr	0.08	0.31	0.31	0.025	4.12	0.23	3.46

\*PM emission factor is filterable PM only. PM10 emission factor is filterable and condensable PM10 combined. PM2.5 assumed equal to PM10

\*\*Emission Factors for NOx: Uncontrolled = 100, Low NOx Burner = 50, Low NOx Burners/Flue gas recirculation = 32

Hazardous Air Pollutants	HAPs - Organics*					HAPs - Metals*				
	Benzene	DCB	Formaldehyde	Hexane	Toluene	Pb	Cd	Cr	Mn	Ni
Emission Factor in lb/MMcf	2.1E-03	1.2E-03	7.5E-02	1.8E+00	3.4E-03	5.0E-04	1.1E-03	1.4E-03	3.8E-04	2.1E-03
Potential Emission in tons/yr	8.66E-05	4.95E-05	3.09E-03	0.074	1.40E-04	2.06E-05	4.53E-05	5.77E-05	1.57E-05	8.66E-05

\*The five highest organic and metal HAPs emission factors are provided above. Additional HAPs emission factors are available in AP-42, Chapter 1.4.

**Methodology**

All emission factors are based on normal firing.

MMBtu = 1,000,000 Btu

MMcf = 1,000,000 Cubic Feet of Gas

Emission Factors are from AP 42, Chapter 1.4, Tables 1.4-1, 1.4-2, 1.4-3, SCC #1-02-006-02, 1-01-006-02, 1-03-006-02, and 1-03-006-03

Potential Throughput (MMcf) = Heat Input Capacity (MMBtu/hr) x 8.760 hrs/yr x 1 MMcf/1,000 MMBtu

Emission (tons/yr) = Throughput (MMcf/yr) x Emission Factor (lb/MMcf)/2,000 lb/ton

**Potential to Emit Total HAPs (tons/year)** **0.078**

**Abbreviations**

PM = Particulate Matter

PM10 = Particulate Matter (<10 um)

SO2 = Sulfur Dioxide

NOx = Nitrous Oxides

VOC - Volatile Organic Compounds

CO = Carbon Monoxide

DCB = Dichlorobenzene

Pb = Lead

Cd = Cadmium

Cr = Chromium

Mn = Manganese

Ni = Nickel

CO2 = Carbon Dioxide

CH4 = Methane

N2O = Nitrous Oxide

CO2e = CO2 equivalent emissions

**Appendix A: Emission Calculations**  
**AMINE Process (AMINE) and the TEG Dehydration Process (DEHY)**

Page 3 of 7 TSD App A

**Company Name:** Sunrise Energy, LLC  
**Source Address:** 411 E. County Road 600 S., Carlisle, Indiana, 47838  
**Permit Number:** M153-37448-00037  
**Reviewer:** Sommer Cochran

**1. PTE of the Amine Process**

Pollutants	PTE (tons/yr)
VOC	0.88
<b>HAPs</b>	
Benzene	0.13
Toluene	0.09
Ethylbenzene	0.14
Xylene	0.08
n-Hexane	0.04
<b>Total HAPs</b>	<b>0.48</b>

The PTE for this unit was calculated by the applicant using the AmineCalc gas model, assuming natural gas throughput of 16 mmscfd, lean amine recirculation rate of 120 gpm, 20 trays, gas feed pressure of 850 psia and temperature of 100F, input natural gas composition and no controls.

AmineCalc is the recommended method for emission estimation as documented in EPA EIIP Volume II, Chapter 10, Preferred and Alternate Methods for Estimating Air Emissions from Oil and Gas Field Production and Process Operations, Section 4.2.4.

Emissions are based on 8760 hours per year.

**2. TEG Dehydration Process**

Pollutants	PTE (tons/yr)
VOC	7.08
<b>HAPs</b>	
Benzene	0.38
Toluene	0.64
Ethylbenzene	0.96
Xylene	1.27
n-Hexane	0.16
<b>Total HAPs</b>	<b>3.41</b>

The PTE for this unit was calculated by the applicant using the Gas Research Institute (GRI) model (GRI\_GLYCalc model) assuming natural gas throughput of 16 MMscfd, lean amine recirculation rate of 3.0 gpm, gas feed pressure of 800 psia and temperature of 100F, input natural gas composition and no controls.

GRI-GLYCalc is the recommended method as noted in EPA AP-42, Chapter 5.3 (Natural Gas Processing).

Emissions are based on 8760 hours per year.

**Appendix A: Emission Calculations  
VOC Emissions  
Storage Tank TK1**

Page 4 of 7 TSD App A

**Company Name:** Sunrise Energy, LLC  
**Source Address:** 411 E. County Road 600 S., Carlisle, Indiana, 47838  
**Permit Number:** M153-37448-00037  
**Reviewer:** Sommer Cochran

<b>VOC PTE</b>	<b>0.327</b>	<b>tons/yr</b>
<b>HAP PTE</b>	<b>0.327</b>	<b>tons/yr</b>

PTE from the condensate/oil storage tank was determined using the EPA TANKS 409D program, based on the storage capacity of 8400 gallons, condensate stored, a maximum yearly throughput of 436,800 gal/yr, good tank condition, default breather vacuum setting of -0.03psig, default breather vent pressure setting of 0.03psig, condensate oil storage, and 8760 hours of operation. VOC is assumed to be HAP (Hexane) for purposes of this review since the TANKS program does not determine HAP emissions.



**Appendix A: Emission Calculations**  
**VOC Emissions**  
**Truck Loading Operation (TL1)**

Page 5 of 7 TSD App A

**Company Name:** Sunrise Energy, LLC  
**Source Address:** 411 E. County Road 600 S., Carlisle, Indiana, 47838  
**Permit Number:** M153-37448-00037  
**Reviewer:** Sommer Cochran

**1. Emission Factors: AP-42**

According to AP-42, Chapter 5.2 - Transportation and Marketing of Petroleum Liquids (01/95), the VOC emission factor for the truck loading operation can be estimated from the following equation:

$$L = 12.46 \times (SPM)/T$$

where:

L = loading loss (lb/kgal)  
S = a saturation factor (see AP-42, Table 5.2-1)  
P = true vapor pressure of the liquid loaded (psia)  
M = molecular weight of vapors  
T = temperature of the bulk liquid loaded (°R)

Type of Liquid	S	P (psia)	M (lbs/lb-mol)	T (°R)	L (lbs/kgal)
Condensate/Oil	0.6	4.5	68	540	4.24

**2. Potential to Emit VOC:**

Max. Loading Rate: 436.8 kgal/yr (provided by the applicant)

$$\text{PTE of VOC (tons/yr)} = 436.8 \text{ kgal/yr} \times 4.24 \text{ lbs/kgal} \times 1 \text{ ton/2000 lbs} =$$

**0.93 tons/yr**

VOC is assumed to be HAP (Hexane) for the purposes of permit level determination.

**Attachment A: Emissions Calculations**  
**Natural Gas Combustion**  
**Capacity <100 MMBtu/hr**  
**Flare FL-01**

Page 6 of 7 TSD App A

**Company Name:** Sunrise Energy, LLC  
**Source Address:** 411 E. County Road 600 S., Carlisle, Indiana, 47838  
**Permit Number:** M153-37448-00037  
**Reviewer:** Sommer Cochran

The emergency/back-up flare is to be used mainly for cold start-up operations. Approximately one million standard cubic feet (MMscf) per day of sweet natural gas will be sent to the flare during cold start-up operations. The source estimates that sweet natural gas will be flared at a maximum of 10 days per year (for a total of 10 MMscf/year). To estimate the worst case emissions from the flare, AP 42, Chapter 1.4, Natural Gas Combustion is utilized, assuming a maximum of 500 hours per year of flaring.

Maximum Heat Input Capacity (MMscf/day)	1.0
Maximum Hours Operated per Year (hours/year)	500
Potential Fuel Usage (MMcf/year)	20.83

Criteria Pollutants	Pollutant						
Emission Factor in lb/MMcf	PM* 1.9	PM10* 7.6	PM2.5* 7.6	SO2 0.6	NOx 100 **see below	VOC 5.5	CO 84
Potential Emission in tons/yr	0.02	0.08	0.08	0.006	1.04	0.06	0.88

\*PM emission factor is filterable PM only. PM10 emission factor is filterable and condensable PM10 combined. PM2.5 assumed equal to PM10

\*\*Emission Factors for NOx: Uncontrolled = 100, Low NOx Burner = 50, Low NOx Burners/Flue gas recirculation = 32

Hazardous Air Pollutants	HAPs - Organics*					HAPs - Metals*				
	Benzene	DCB	Formaldehyde	Hexane	Toluene	Pb	Cd	Cr	Mn	Ni
Emission Factor in lb/MMcf	2.1E-03	1.2E-03	7.5E-02	1.8E+00	3.4E-03	5.0E-04	1.1E-03	1.4E-03	3.8E-04	2.1E-03
Potential Emission in tons/yr	2.19E-05	1.25E-05	7.81E-04	0.019	3.54E-05	5.21E-06	1.15E-05	1.46E-05	3.96E-06	2.19E-05

\*The five highest organic and metal HAPs emission factors are provided above. Additional HAPs emission factors are available in AP-42, Chapter 1.4.

**Methodology**

All emission factors are based on normal firing.

MMBtu = 1,000,000 Btu

MMCF = 1,000,000 Cubic Feet of Gas

Emission Factors are from AP 42, Chapter 1.4, Tables 1.4-1, 1.4-2, 1.4-3, SCC #1-02-006-02, 1-01-006-02, 1-03-006-02, and 1-03-006-03

Potential Fuel Usage (MMcf/year) = [Maximum Heat Input Capacity (MMscf/day)] \* [Maximum Hours Operated per Year (hours/year)] / [24 hours/day]

Potential Emissions (tons/yr) = [Potential Fuel Usage (MMcf/year)] \* [Emission Factor (lb/MMcf)] / [2,000 lb/ton]

**Abbreviations**

PM = Particulate Matter  
PM10 = Particulate Matter (<10 um)  
SO2 = Sulfur Dioxide  
NOx = Nitrous Oxides  
VOC = Volatile Organic Compounds  
CO = Carbon Monoxide

DCB = Dichlorobenzene  
Pb = Lead  
Cd = Cadmium  
Cr = Chromium  
Mn = Manganese  
Ni = Nickel

CO2 = Carbon Dioxide  
CH4 = Methane  
N2O = Nitrous Oxide  
CO2e = CO2 equivalent emissions

<b>Potential to Emit Total HAPs (tons/year)</b>	<b>0.020</b>
<b>Single Worst HAP (tons/year)</b>	<b>0.019</b>

**Appendix A: Emission Calculations**  
**Reciprocating Internal Combustion Engines - Natural Gas**  
**4-Stroke Lean-Burn (4SLB) Engines**  
**Natural Gas-Fired Compressor Engine (ENG1)**

**Company Name:** Sunrise Energy, LLC  
**Source Address:** 411 E. County Road 600 S., Carlisle, Indiana, 47838  
**Permit Number:** M153-37448-00037  
**Reviewer:** Sommer Cochran

Maximum Output Horsepower Rating (hp)	1085
Brake Specific Fuel Consumption (BSFC) (Btu/hp-hr)	7308
Maximum Hours Operated per Year (hr/yr)	8760
Potential Fuel Usage (MMBtu/yr)	69460
High Heat Value (MMBtu/MMscf)	1020
Potential Fuel Usage (MMcf/yr)	68.10

Criteria Pollutants	Pollutant						
	PM*	PM10*	PM2.5*	SO2	NOx**	VOC	CO***
Emission Factor (lb/MMBtu)	7.71E-05	9.99E-03	9.99E-03	5.88E-04	2.52	0.118	0.5144
Potential Emissions (tons/yr)	0.0027	0.35	0.35	0.020	87.52	4.10	17.87

Emission factors are from AP42, Chapter 3.2, Table 3.2-2 for 4-Stroke Lean Burn Engines  
 \*PM emission factor is for filterable PM-10. PM10 emission factor is filterable PM10 + condensable PM.  
 \*\*PM2.5 emission factor is filterable PM2.5 + condensable PM.  
 \*\* emission factor for NOx is based on the results of the 4/11/12 stack test.  
 \*\*\* emission factor for CO is based on manufacturer's emission testing

**Hazardous Air Pollutants (HAPs)**

Pollutant	Emission Factor (lb/MMBtu)	Potential Emissions (tons/yr)
Acetaldehyde	8.36E-03	0.290
Acrolein	5.14E-03	0.179
Benzene	4.40E-04	0.015
Biphenyl	2.12E-04	0.007
1,3-Butadiene	2.67E-04	0.009
Formaldehyde	5.28E-02	1.834
Methanol	2.50E-03	0.087
Hexane	1.10E-03	0.038
Toluene	4.08E-04	0.014
2,2,4-Trimethylpentane	2.50E-04	0.009
Xylene	1.84E-04	0.006
<b>Total</b>		<b>2.49</b>

HAP pollutants consist of the eleven highest HAPs included in AP-42 Table 3.2-2.

**Methodology**

PM/PM10/PM2.5/SO2/VOC Emission Factors are from AP-42 (Supplement F, July 2000), Table 3.2-2  
 NOx/CO Emission Factors provided by source and are based on manufacturer's emission testing. The emission factors are as follows:  
 $\text{NOx} = 2.00 \text{ gr/hp-hr} \times (\text{lb}/453.6 \text{ gr}) \times (\text{hp-hr}/7500 \text{ Btu}) \times (1000000 \text{ Btu/MMBtu}) = 0.5879 \text{ lb/MMBtu}$  (less than AP-42)  
 $\text{CO} = 1.75 \text{ gr/hp-hr} \times (\text{lb}/453.6 \text{ gr}) \times (\text{hp-hr}/7500 \text{ Btu}) \times (1000000 \text{ Btu/MMBtu}) = 0.5144 \text{ lb/MMBtu}$  (greater than AP-42)

Potential Fuel Usage (MMBtu/yr) = [Maximum Output Horsepower Rating (hp)] \* [Brake Specific Fuel Consumption (Btu/hp-hr)] \* [Maximum Hours Operated per Year (hr/yr)] / [1000000 Btu/MMBtu]  
 Potential Emissions (tons/yr) = [Potential Fuel Usage (MMBtu/yr)] \* [Emission Factor (lb/MMBtu)] / [2000 lb/ton]

**Methodology**

\*The CO2 and CH4 emission factors are from Emission Factors are from AP-42 (Supplement F, July 2000), Table 3.2-2  
 \*\*The N2O emission factor is from AP 42, Table 1.4-2. The N2O Emission Factor for uncontrolled is 2.2. The N2O Emission Factor for low NOx burner is 0.64.  
 Greenhouse Warming Potentials (GWP) from Table A-1 of 40 CFR Part 98 Subpart A.  
 For CO2 and CH4: Emission (tons/yr) = [Potential Fuel Usage (MMBtu/yr)] \* [Emission Factor (lb/MMBtu)] / [2,000 lb/ton]  
 For N2O: Emission (tons/yr) = [Potential Fuel Usage (MMCF/yr)] \* [Emission Factor (lb/MMCF)] / [2,000 lb/ton]  
 $\text{CO2e (tons/yr)} = \text{CO2 Potential Emission ton/yr} \times \text{CO2 GWP (1)} + \text{CH4 Potential Emission ton/yr} \times \text{CH4 GWP (21)} + \text{N2O Potential Emission ton/yr} \times \text{N2O GWP (310)}.$

**Abbreviations**

PM = Particulate Matter	NOx = Nitrous Oxides	CO2 = Carbon Dioxide
PM10 = Particulate Matter (<10 um)	VOC = Volatile Organic Compounds	CH4 = Methane
SO2 = Sulfur Dioxide	CO = Carbon Monoxide	N2O = Nitrous Oxide
		CO2e = CO2 equivalent emissions



# Indiana Department of Environmental Management

*We Protect Hoosiers and Our Environment.*

100 N. Senate Avenue • Indianapolis, IN 46204

(800) 451-6027 • (317) 232-8603 • [www.idem.IN.gov](http://www.idem.IN.gov)

**Michael R. Pence**  
Governor

**Carol S. Comer**  
Commissioner

September 19, 2016

Ms. Brandi Stennett  
Director of Regulatory Compliance  
Sunrise Energy, LLC  
P. O. BOX 237  
400 Main Street  
Vincennes, Indiana 47591

Re: Public Notice  
Sunrise Energy, LLC  
Permit Level: MSOP - Renewal  
Permit Number: 153-37488-00037

Dear Ms. Stennett:

Enclosed is a copy of your draft MSOP - Renewal, Technical Support Document, emission calculations, and the Public Notice which will be printed in your local newspaper.

The Office of Air Quality (OAQ) has prepared two versions of the Public Notice Document. The abbreviated version will be published in the newspaper, and the more detailed version will be made available on the IDEM's website and provided to interested parties. Both versions are included for your reference. The OAQ has requested that the Sullivan Daily Times in Sullivan, Indiana publish the abbreviated version of the public notice no later than September 20, 2016. You will not be responsible for collecting any comments, nor are you responsible for having the notice published in the newspaper.

OAQ has submitted the draft permit package to the Sullivan County Public Library, 100 S. Crowder Street in Sullivan, Indiana. As a reminder, you are obligated by 326 IAC 2-1.1-6(c) to place a copy of the complete permit application at this library no later than ten (10) days after submittal of the application or additional information to our department. We highly recommend that even if you have already placed these materials at the library, that you confirm with the library that these materials are available for review and request that the library keep the materials available for review during the entire permitting process.

Please review the enclosed documents carefully. This is your opportunity to comment on the draft permit and notify the OAQ of any corrections that are needed before the final decision. Questions or comments about the enclosed documents should be directed to Sommer Cochran, Indiana Department of Environmental Management, Office of Air Quality, 100 N. Senate Avenue, Indianapolis, Indiana, 46204 or call (800) 451-6027, and ask for extension 4-5376 or dial (317) 234-5376.

Sincerely,

*Vicki Biddle*

Vicki Biddle  
Permits Branch  
Office of Air Quality

Enclosures  
PN Applicant Cover letter 2/17/2016



# Indiana Department of Environmental Management

*We Protect Hoosiers and Our Environment.*

100 N. Senate Avenue • Indianapolis, IN 46204

(800) 451-6027 • (317) 232-8603 • [www.idem.IN.gov](http://www.idem.IN.gov)

Michael R. Pence  
Governor

Carol S. Comer  
Commissioner

## ATTENTION: PUBLIC NOTICES, LEGAL ADVERTISING

September 19, 2016

Sullivan Daily Times  
P. O. Box 130  
Sullivan, Indiana 47882

Enclosed, please find one Indiana Department of Environmental Management Notice of Public Comment for Sunrise Energy, LLC, Sullivan County, Indiana.

Since our agency must comply with requirements which call for a Notice of Public Comment, we request that you print this notice one time, no later than September 20, 2016.

Please send a notarized form, clippings showing the date of publication, and the billing to the Indiana Department of Environmental Management, Accounting, Room N1345, 100 North Senate Avenue, Indianapolis, Indiana, 46204.

**To ensure proper payment, please reference account # 100174737.**

We are required by the Auditor's Office to request that you place the Federal ID Number on all claims. If you have any conflicts, questions, or problems with the publishing of this notice or if you do not receive complete public notice information for this notice, please call Vicki Biddle at 800-451-6027 and ask for extension 3-6867 or dial 317-233-6867.

Sincerely,

*Vicki Biddle*

Vicki Biddle  
Permit Branch  
Office of Air Quality

Permit Level: MSOP - Renewal  
Permit Number: 153-37448-00037

Enclosure

PN Newspaper.dot 2/17/2016



# Indiana Department of Environmental Management

*We Protect Hoosiers and Our Environment.*

100 N. Senate Avenue • Indianapolis, IN 46204

(800) 451-6027 • (317) 232-8603 • [www.idem.IN.gov](http://www.idem.IN.gov)

Michael R. Pence  
Governor

Carol S. Comer  
Commissioner

September 19, 2016

To: Sullivan County Public Library

From: Matthew Stuckey, Branch Chief  
Permits Branch  
Office of Air Quality

Subject: **Important Information to Display Regarding a Public Notice for an Air Permit**

**Applicant Name: Sunrise Energy, LLC**  
**Permit Number: 153-37488-00037**

Enclosed is a copy of important information to make available to the public. This proposed project is regarding a source that may have the potential to significantly impact air quality. Librarians are encouraged to educate the public to make them aware of the availability of this information. The following information is enclosed for public reference at your library:

- Notice of a 30-day Period for Public Comment
- Request to publish the Notice of 30-day Period for Public Comment
- Draft Permit and Technical Support Document

You will not be responsible for collecting any comments from the citizens. Please refer all questions and request for the copies of any pertinent information to the person named below.

Members of your community could be very concerned in how these projects might affect them and their families. **Please make this information readily available until you receive a copy of the final package.**

If you have any questions concerning this public review process, please contact Joanne Smiddie-Brush, OAQ Permits Administration Section at 1-800-451-6027, extension 3-0185. Questions pertaining to the permit itself should be directed to the contact listed on the notice.

Enclosures  
PN Library.dot 2/16/2016



# Indiana Department of Environmental Management

*We Protect Hoosiers and Our Environment.*

100 N. Senate Avenue • Indianapolis, IN 46204

(800) 451-6027 • (317) 232-8603 • [www.idem.IN.gov](http://www.idem.IN.gov)

**Michael R. Pence**  
Governor

**Carol S. Comer**  
Commissioner

## Notice of Public Comment

**September 19, 2016**  
**Sunrise Energy, LLC**  
**153-37448-00037**

Dear Concerned Citizen(s):

You have been identified as someone who could potentially be affected by this proposed air permit. The Indiana Department of Environmental Management, in our ongoing efforts to better communicate with concerned citizens, invites your comment on the draft permit.


Enclosed is a Notice of Public Comment, which has been placed in the Legal Advertising section of your local newspaper. The application and supporting documentation for this proposed permit have been placed at the library indicated in the Notice. These documents more fully describe the project, the applicable air pollution control requirements and how the applicant will comply with these requirements.

If you would like to comment on this draft permit, please contact the person named in the enclosed Public Notice. Thank you for your interest in the Indiana's Air Permitting Program.

**Please Note:** *If you feel you have received this Notice in error, or would like to be removed from the Air Permits mailing list, please contact Patricia Pear with the Air Permits Administration Section at 1-800-451-6027, ext. 3-6875 or via e-mail at [PPEAR@IDEM.IN.GOV](mailto:PPEAR@IDEM.IN.GOV). If you have recently moved and this Notice has been forwarded to you, please notify us of your new address and if you wish to remain on the mailing list. Mail that is returned to IDEM by the Post Office with a forwarding address in a different county will be removed from our list unless otherwise requested.*

Enclosure  
PN AAA Cover.dot 2/17/2016

# Mail Code 61-53

IDEM Staff	VBIDDLE 9/19/2016 Sunrise Energy, LLC 153-37448-00037			DRAFT	AFFIX STAMP HERE IF USED AS CERTIFICATE OF MAILING
Name and address of Sender		Indiana Department of Environmental Management Office of Air Quality – Permits Branch 100 N. Senate Indianapolis, IN 46204	Type of Mail:  <b>CERTIFICATE OF MAILING ONLY</b>		

Line	Article Number	Name, Address, Street and Post Office Address	Postage	Handling Charges	Act. Value (If Registered)	Insured Value	Due Send if COD	R.R. Fee	S.D. Fee	S.H. Fee	Rest. Del. Fee	Remarks
1		Brandi Stennett Sunrise Energy, LLC PO Box 237 400 Main St Vincennes IN 47591 (Source CAATS)										
2		Sullivan County Health Department Sullivan County Health Department 31 N Court Street Sullivan IN 47882-1509 (Health Department)										
3		Sullivan County Commissioners 100 Courthouse Square Sullivan IN 47882-1593 (Local Official)										
4		Sullivan Co Public Library 100 S Crowder Sullivan IN 47882-1750 (Library)										
5		Mr. Richard Monday 545 E. Margaret Dr. Terre Haute IN 47801 (Affected Party)										
6		Mr. Alic Bent August Mack Environmental, Inc. 1302 N Meridian St, Suite 300 Indianapolis IN 46202 (Consultant)										
7												
8												
9												
10												
11												
12												
13												
14												
15												

Total number of pieces Listed by Sender  <b>6</b>	Total number of Pieces Received at Post Office	Postmaster, Per (Name of Receiving employee)	The full declaration of value is required on all domestic and international registered mail. The maximum indemnity payable for the reconstruction of nonnegotiable documents under Express Mail document reconstructing insurance is \$50,000 per piece subject to a limit of \$50, 000 per occurrence. The maximum indemnity payable on Express mil merchandise insurance is \$500. The maximum indemnity payable is \$25,000 for registered mail, sent with optional postal insurance. See <b>Domestic Mail Manual R900, S913, and S921</b> for limitations of coverage on inured and COD mail. See <b>International Mail Manual</b> for limitations o coverage on international mail. Special handling charges apply only to Standard Mail (A) and Standard Mail (B) parcels.
---	--	--	--